

**ONTARIO COURT OF JUSTICE CRIMINAL MODERNIZATION COMMITTEE
PROVINCIAL DASHBOARD¹⁹**

| Key Metric | | Jan 20 - Dec 20 | | 2014 Baseline Median* | Change from 2014 Baseline Median | |
|---------------------|---|-------------------------------------|--------------------|-----------------------|----------------------------------|--------|
| | | Percent | Cases ¹ | | | |
| Bail | Disposed cases that began in the Bail Phase | | 44.9% | 67,539 | 44.0% | 0.9% |
| | Bail cases with a bail outcome (bail granted or bail denied) | Total | 57.9% | 39,092 | 56.6% | 1.3% |
| | | Bail Disposition with 1 appearance | 56.8% | 22,204 | 51.4% | 5.4% |
| | | Bail Disposition in 1-3 days | 70.3% | 27,464 | 72.5% | -2.2% |
| | Bail cases with no bail disposition but with a case disposition | Total | 42.1% | 28,447 | 43.4% | -1.3% |
| | | Case disposition in 1-3 appearances | 18.0% | 5,111 | 35.0% | -17.1% |
| | | Case disposition in 0-3 months | 62.5% | 17,790 | 76.5% | -14.0% |
| | Case disposition rate before trial | 93.8% | 26,694 | 90.5% | 3.3% | |
| Before Trial | Disposition rate (includes bail cases with case dispositions) | | 91.1% | 137,018 | 84.3% | 6.7% |
| | Disposed within 1-3 appearances (net of bench warrant cases) | | 36.9% | 28,204 | 42.7% | -5.7% |
| | Disposed within 0-3 months (net of bench warrant cases) | | 58.1% | 44,383 | 61.7% | -3.6% |
| Trial | Collapse Rate at Trial ² | | 67.4% | 9,075 | 67.5% | 0.0% |

| Cases Pending ³ as of December 31, 2020 | | Percent | Cases ¹ | Cases in the Pre-Trial Phase ⁴ | Cases in the Trial Phase ⁵ (including preliminary hearing) |
|--|----------------|---------------|--------------------|---|--|
| Age of All Pending Cases⁶ | 0-8 months | 70.2% | 123,729 | 122,649 | 1,080 |
| | 8-10 months | 8.0% | 14,020 | 13,342 | 678 |
| | 10-15 months | 11.1% | 19,622 | 17,370 | 2,252 |
| | 15-18 months | 3.9% | 6,909 | 5,131 | 1,778 |
| | Over 18 months | 6.8% | 11,922 | 6,711 | 5,211 |
| Total | | 100.0% | 176,202 | 165,203 | 10,999 |

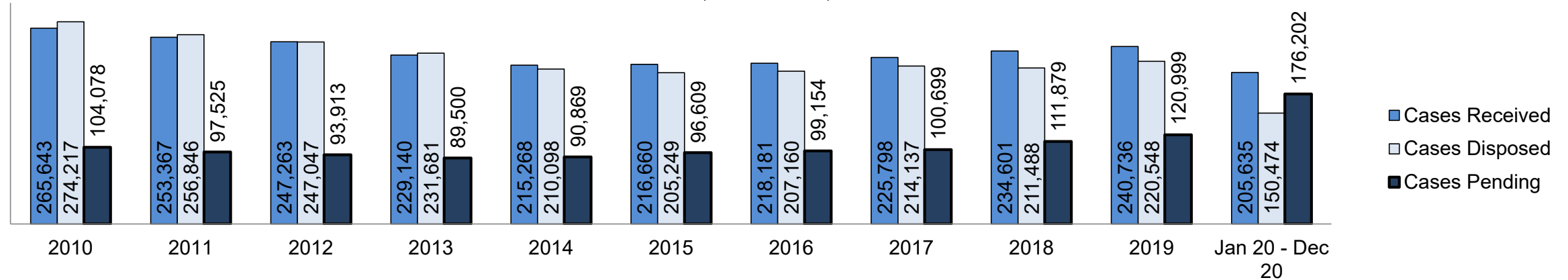
Note: Throughout the report, due to rounding up or down, there may exist minor discrepancies in the “Change from Cluster/Baseline Median” values, as well as some percentages may not add up to the total.

See Appendix 1 bookmark for footnote definitions.

*See Appendix 2 bookmark for Cluster court designations.

ONTARIO COURT OF JUSTICE CRIMINAL MODERNIZATION COMMITTEE PROVINCIAL DASHBOARD¹⁹

CASES RECEIVED⁷, DISPOSED⁸, AND PENDING³



Cases Received⁷ by Offence Group

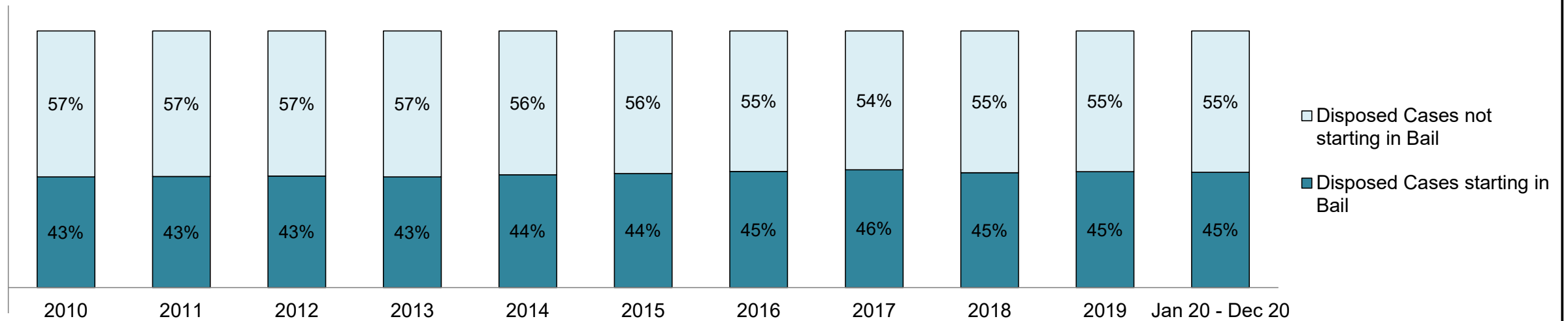
| Offence Group ⁹ | 2010 | 2011 | 2012 | 2013 | 2014 | 2015 | 2016 | 2017 | 2018 | 2019 | Jan 20 - Dec 20 |
|----------------------------|--------|--------|--------|--------|--------|--------|--------|--------|--------|--------|-----------------|
| Crimes Against The Person | 70,116 | 67,886 | 65,387 | 59,842 | 56,409 | 57,092 | 58,698 | 60,456 | 63,579 | 66,327 | 62,251 |
| Crimes Against Property | 60,311 | 56,486 | 56,335 | 51,562 | 49,067 | 49,149 | 49,773 | 51,222 | 54,281 | 56,961 | 45,265 |
| Administration of Justice | 66,705 | 64,598 | 63,846 | 60,173 | 57,889 | 59,213 | 61,532 | 66,963 | 71,334 | 71,503 | 51,779 |
| Other Criminal Code | 13,999 | 12,394 | 11,827 | 11,131 | 9,805 | 10,232 | 10,333 | 10,679 | 11,142 | 12,426 | 11,938 |
| Criminal Code Traffic | 20,492 | 19,831 | 19,640 | 18,181 | 17,395 | 17,799 | 17,450 | 17,105 | 17,187 | 18,589 | 18,167 |
| Federal Statute | 34,020 | 32,172 | 30,228 | 28,251 | 24,703 | 23,175 | 20,395 | 19,373 | 17,078 | 14,930 | 16,235 |

Cases Pending³ by Offence Group

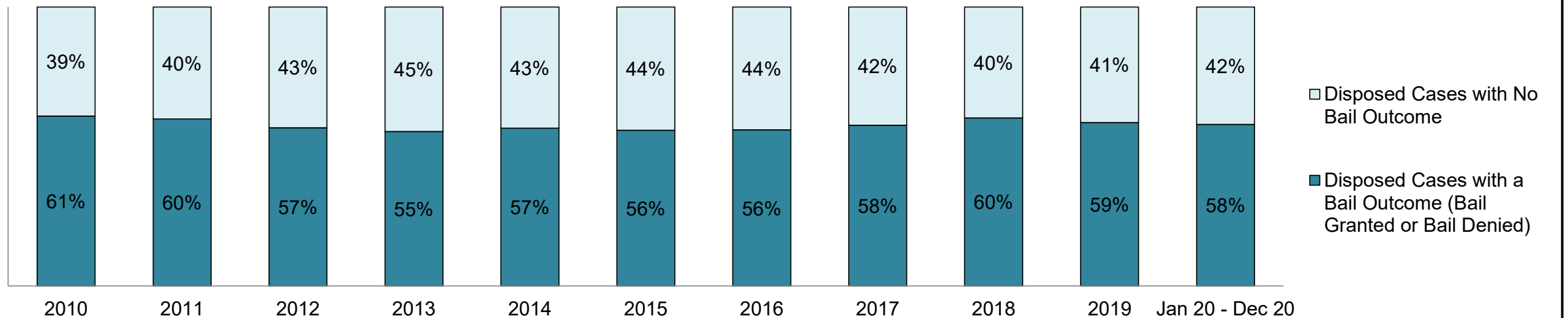
| Offence Group ⁹ | 2010 | 2011 | 2012 | 2013 | 2014 | 2015 | 2016 | 2017 | 2018 | 2019 | Jan 20 - Dec 20 |
|----------------------------|--------|--------|--------|--------|--------|--------|--------|--------|--------|--------|-----------------|
| Crimes Against The Person | 34,760 | 32,769 | 31,493 | 29,293 | 29,566 | 32,075 | 33,883 | 34,127 | 38,720 | 42,963 | 61,312 |
| Crimes Against Property | 20,391 | 18,868 | 18,379 | 17,397 | 18,128 | 19,198 | 19,502 | 20,399 | 23,697 | 25,481 | 36,526 |
| Administration of Justice | 15,956 | 15,043 | 14,888 | 14,504 | 15,548 | 16,856 | 17,760 | 19,532 | 23,086 | 24,333 | 35,670 |
| Other Criminal Code | 6,021 | 5,499 | 5,300 | 5,285 | 5,228 | 5,434 | 5,642 | 5,568 | 6,228 | 7,153 | 10,987 |
| Criminal Code Traffic | 11,223 | 10,830 | 10,742 | 10,049 | 10,154 | 10,768 | 11,175 | 10,821 | 10,848 | 11,972 | 18,966 |
| Federal Statute | 15,727 | 14,516 | 13,111 | 12,972 | 12,245 | 12,278 | 11,192 | 10,252 | 9,300 | 9,097 | 12,734 |

**ONTARIO COURT OF JUSTICE CRIMINAL MODERNIZATION COMMITTEE
PROVINCIAL DASHBOARD¹⁹**

PERCENTAGE OF DISPOSED CASES⁸ STARTING IN BAIL

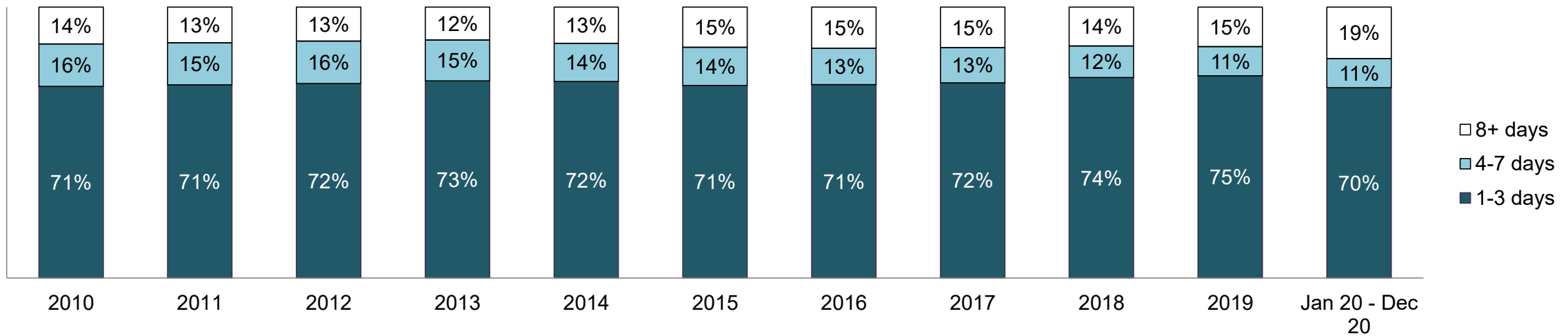


PERCENTAGE OF DISPOSED CASES⁸ STARTING IN BAIL BY BAIL OUTCOME

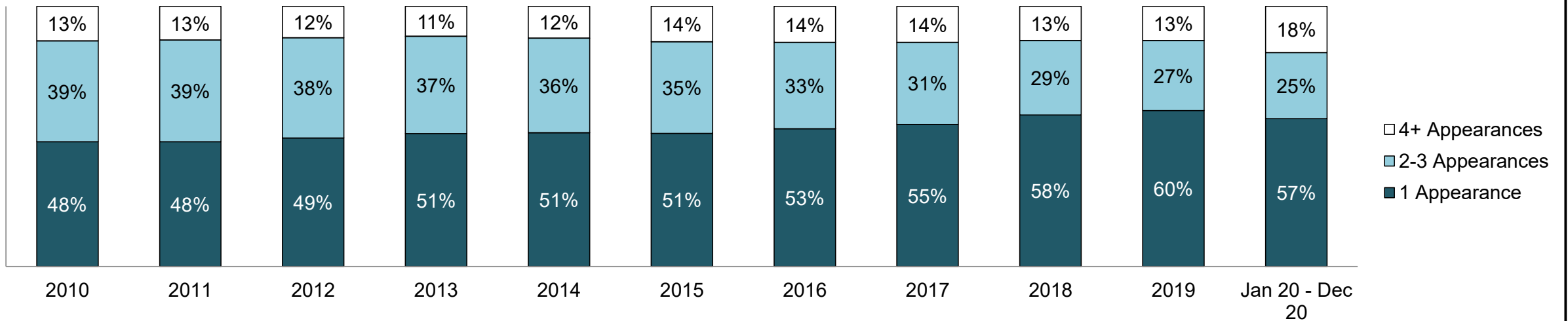


ONTARIO COURT OF JUSTICE CRIMINAL MODERNIZATION COMMITTEE PROVINCIAL DASHBOARD¹⁹

PERCENTAGE OF BAIL CASES BY DAYS FROM FIRST BAIL APPEARANCE TO BAIL DISPOSITION

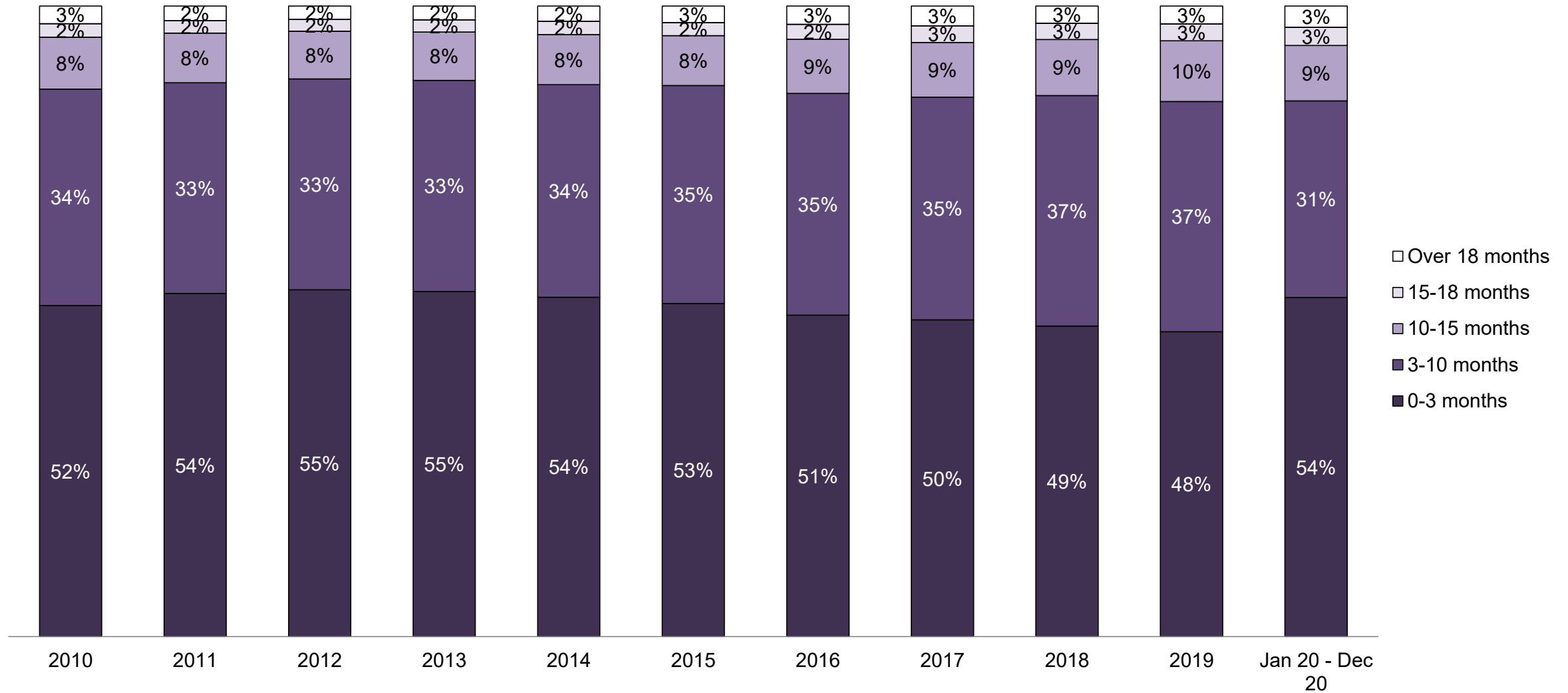


PERCENTAGE OF BAIL CASES BY NUMBER OF APPEARANCES FROM FIRST BAIL APPEARANCE TO BAIL DISPOSITION



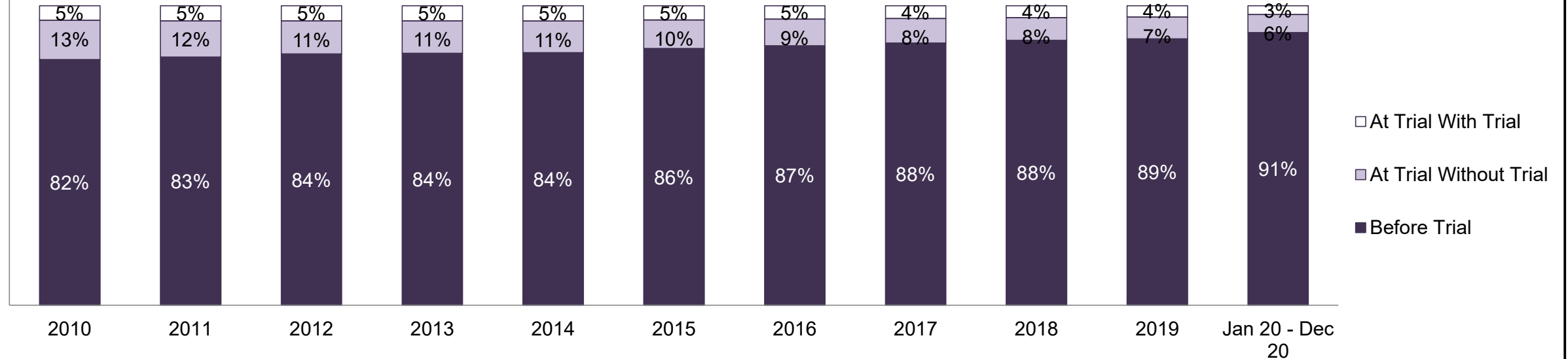
**ONTARIO COURT OF JUSTICE CRIMINAL MODERNIZATION COMMITTEE
PROVINCIAL DASHBOARD¹⁹**

PERCENTAGE OF DISPOSED CASES⁸ BY MONTHS TO DISPOSITION¹⁰



**ONTARIO COURT OF JUSTICE CRIMINAL MODERNIZATION COMMITTEE
PROVINCIAL DASHBOARD¹⁹**

PERCENTAGE OF CASES DISPOSED⁸ BY PHASE

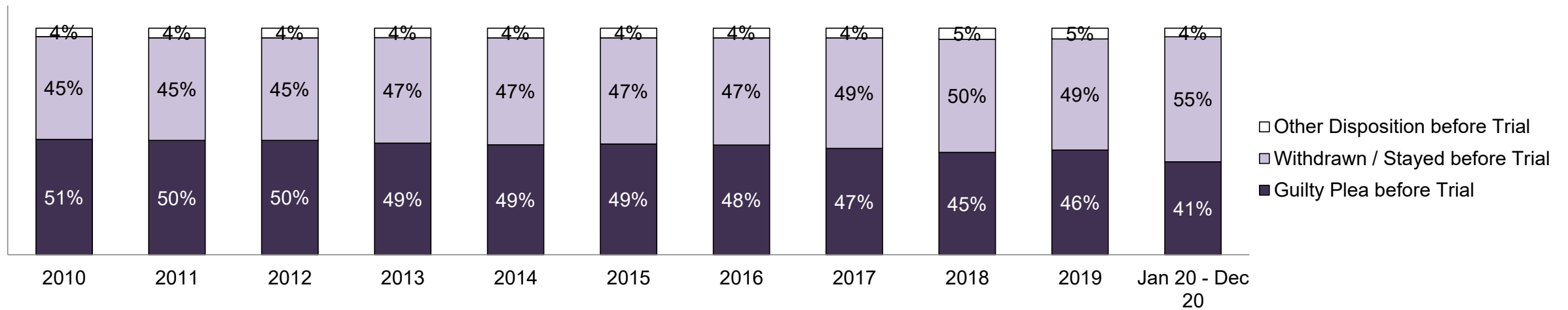


Cases Disposed⁸ by Phase and Percentage of In-Custody¹¹, Out-of-Custody¹² Cases at Case Disposition

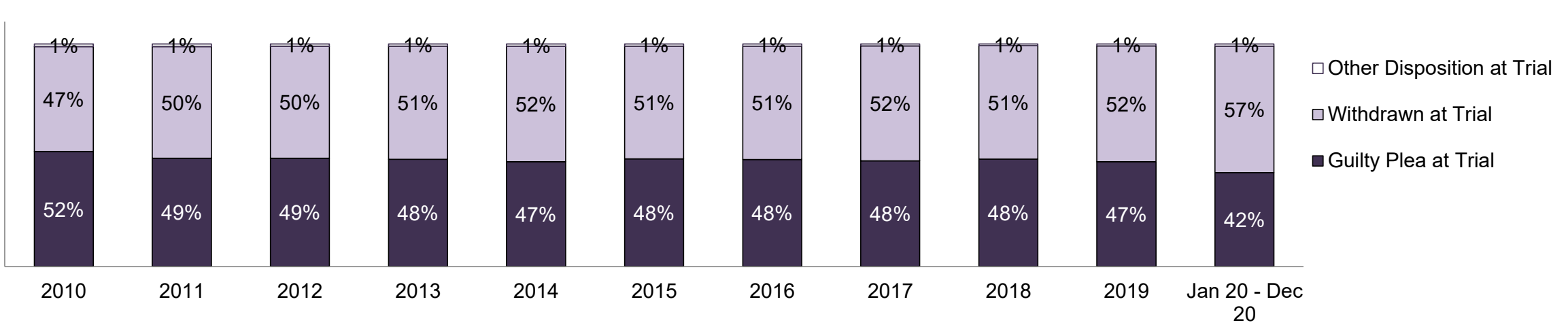
| Phases | 2010 | 2011 | 2012 | 2013 | 2014 | 2015 | 2016 | 2017 | 2018 | 2019 | Jan 20 - Dec 20 |
|-------------------------------|---------|---------|---------|---------|---------|---------|---------|---------|---------|---------|-----------------|
| At Trial With Trial | 13,333 | 12,913 | 12,507 | 11,635 | 10,711 | 9,759 | 9,325 | 9,209 | 8,399 | 8,353 | 4,381 |
| In-Custody | 16% | 15% | 17% | 16% | 15% | 15% | 14% | 14% | 12% | 14% | 18% |
| Out-of-Custody | 84% | 85% | 83% | 84% | 85% | 85% | 86% | 86% | 88% | 86% | 82% |
| At Trial Without Trial | 35,859 | 31,139 | 27,205 | 25,048 | 22,226 | 19,582 | 18,371 | 17,471 | 16,029 | 16,029 | 9,075 |
| In-Custody | 13% | 14% | 15% | 15% | 14% | 14% | 14% | 14% | 13% | 14% | 15% |
| Out-of-Custody | 87% | 86% | 85% | 85% | 86% | 86% | 86% | 86% | 87% | 86% | 85% |
| Before Trial | 225,025 | 212,794 | 207,335 | 194,998 | 177,161 | 175,908 | 179,464 | 187,457 | 187,060 | 196,166 | 137,018 |
| In-Custody | 22% | 22% | 23% | 23% | 22% | 23% | 23% | 22% | 20% | 21% | 21% |
| Out-of-Custody | 78% | 78% | 77% | 77% | 78% | 77% | 77% | 78% | 80% | 79% | 79% |

ONTARIO COURT OF JUSTICE CRIMINAL MODERNIZATION COMMITTEE PROVINCIAL DASHBOARD¹⁹

PERCENTAGE OF CASES DISPOSED⁸ BEFORE TRIAL BY OUTCOME

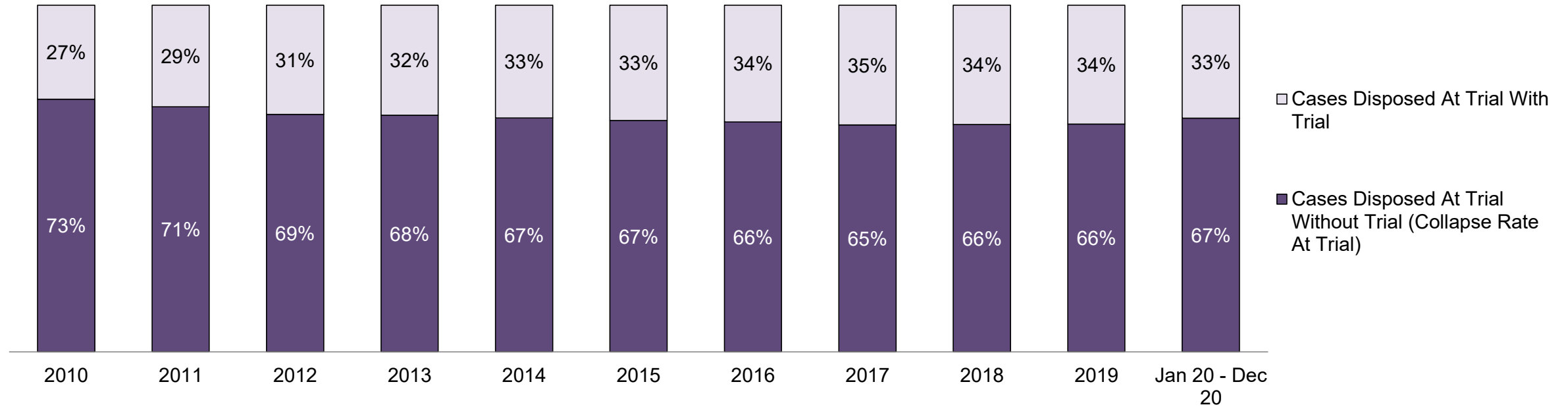


PERCENTAGE OF CASES DISPOSED⁸ AT TRIAL WITHOUT TRIAL (CASES COLLAPSED AT TRIAL) BY OUTCOME



**ONTARIO COURT OF JUSTICE CRIMINAL MODERNIZATION COMMITTEE
PROVINCIAL DASHBOARD¹⁹**

PERCENTAGE OF CASES DISPOSED⁸ BY PHASE FOR CASES SET FOR TRIAL¹³

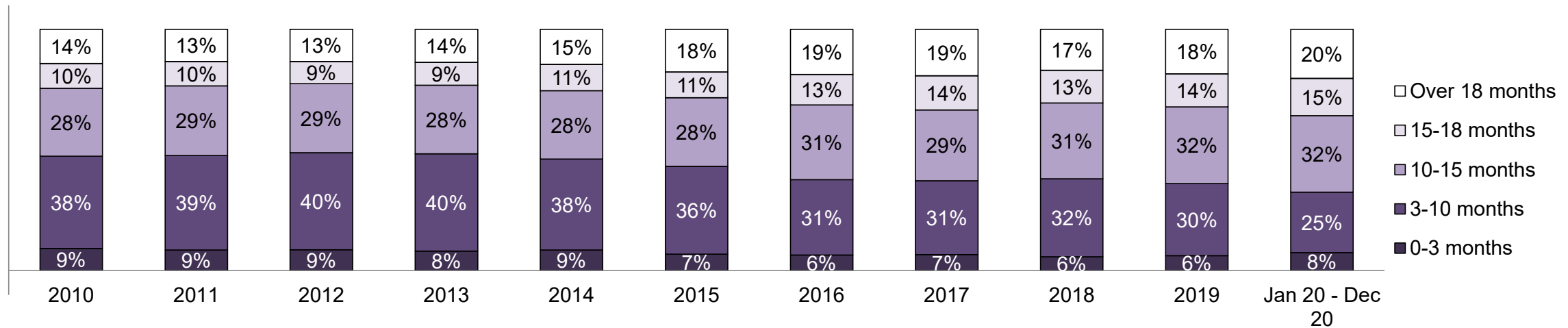


Percentage of Cases Disposed⁸ At Trial Without Trial (Collapse Rate At Trial²) by Offence Group At Disposition

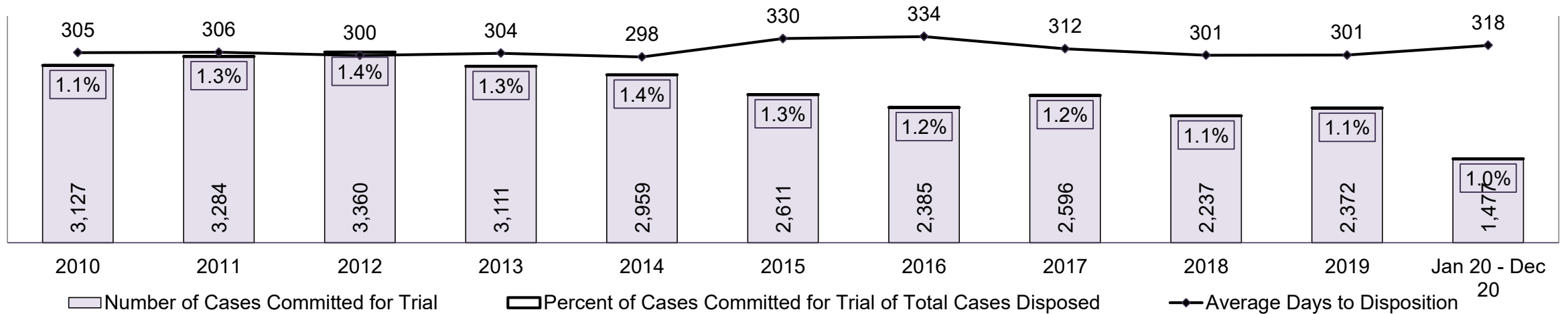
| Offence Group at Disposition ¹⁴ | 2010 | 2011 | 2012 | 2013 | 2014 | 2015 | 2016 | 2017 | 2018 | 2019 | Jan 20 - Dec 20 |
|--|-------------|-------------|-------------|-------------|-------------|-------------|-------------|-------------|-------------|-------------|-----------------|
| Crimes Against The Person | 40% | 42% | 43% | 42% | 42% | 41% | 43% | 44% | 44% | 45% | 47% |
| Crimes Against Property | 13% | 12% | 11% | 12% | 11% | 11% | 10% | 10% | 10% | 10% | 10% |
| Administration of Justice | 13% | 13% | 13% | 13% | 12% | 13% | 13% | 12% | 12% | 13% | 11% |
| Other Criminal Code | 6% | 6% | 6% | 6% | 6% | 6% | 6% | 6% | 6% | 7% | 7% |
| Criminal Code Traffic | 18% | 14% | 15% | 16% | 16% | 16% | 16% | 17% | 18% | 16% | 15% |
| Federal Statute | 10% | 12% | 12% | 11% | 12% | 12% | 12% | 11% | 10% | 9% | 10% |
| Total | 100% | 100% | 100% | 100% | 100% | 100% | 100% | 100% | 100% | 100% | 100% |

ONTARIO COURT OF JUSTICE CRIMINAL MODERNIZATION COMMITTEE PROVINCIAL DASHBOARD¹⁹

PERCENTAGE OF CASES DISPOSED⁸ AT TRIAL WITH TRIAL BY MONTHS TO DISPOSITION¹⁰

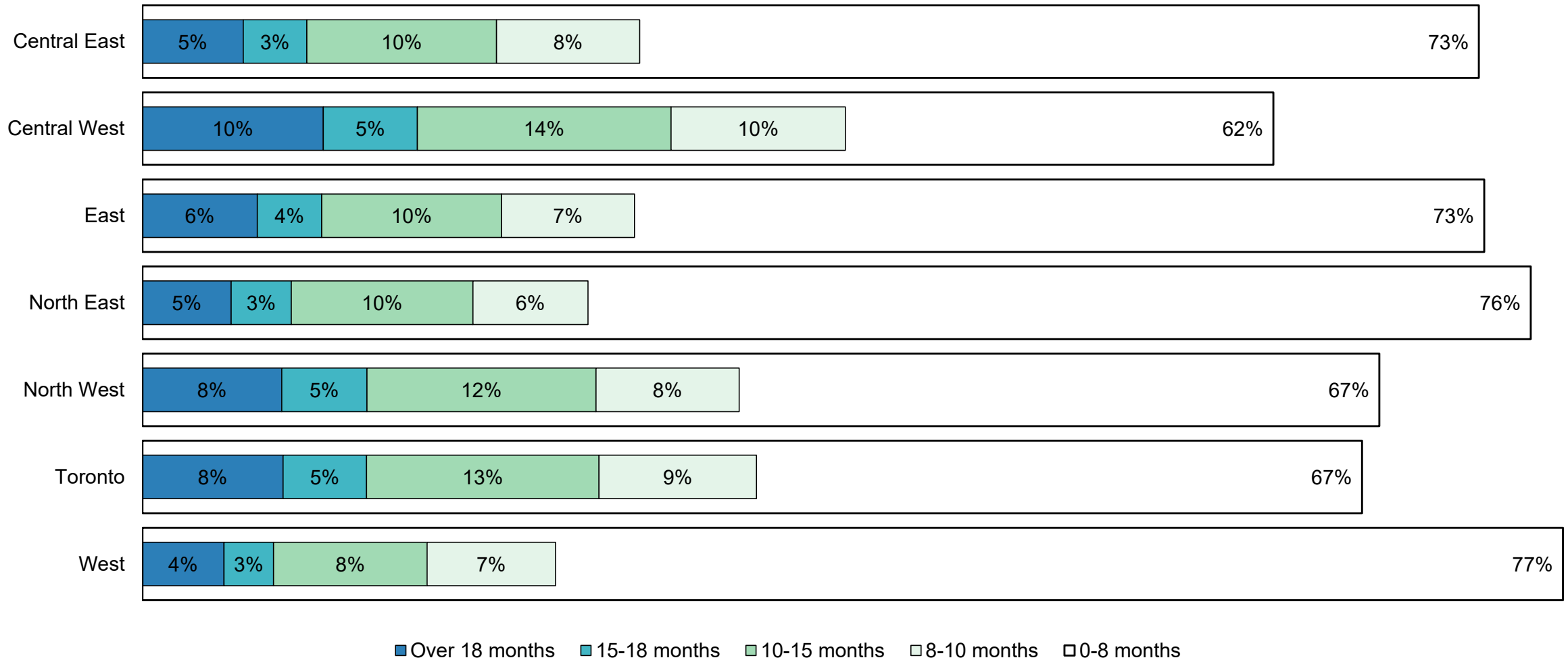


NUMBER, PERCENTAGE, & AVERAGE DAYS TO DISPOSITION¹⁵ OF CASES COMMITTED FOR TRIAL¹⁶ OF TOTAL CASES DISPOSED⁸



**ONTARIO COURT OF JUSTICE CRIMINAL MODERNIZATION COMMITTEE
PROVINCIAL DASHBOARD¹⁹
CASES PENDING AS OF DECEMBER 31, 2020**

PERCENTAGE OF PENDING CASES³ BY PENDING AGE⁶

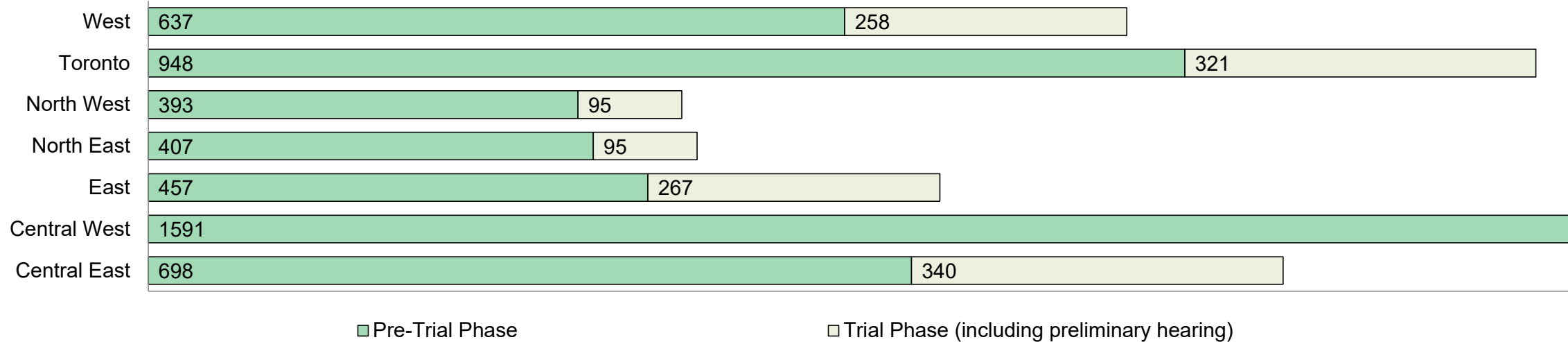


ONTARIO COURT OF JUSTICE CRIMINAL MODERNIZATION COMMITTEE
PROVINCIAL DASHBOARD¹⁹
CASES PENDING AS OF DECEMBER 31, 2020

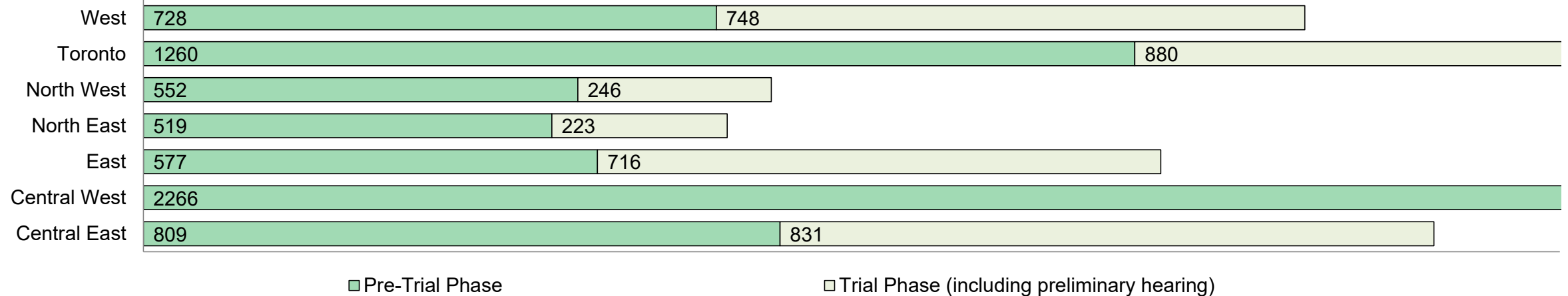
| Pending Cases ³ by Pending Age ⁶ and Percentage of Pending Cases In-Custody ¹⁷ and Out-of-Custody ¹⁸ | | | | | | |
|--|----------------|--------------|---------------|---------------|----------------|----------------|
| Court Region | Over 18 months | 15-18 months | 10-15 months | 8-10 months | 0-8 months | Total |
| Central East | 1,640 | 1,038 | 3,087 | 2,330 | 21,757 | 29,852 |
| In-Custody | 8% | 9% | 10% | 9% | 8% | 8% |
| Out-of-Custody | 92% | 91% | 90% | 91% | 92% | 92% |
| Central West | 3,833 | 1,993 | 5,372 | 3,695 | 23,960 | 38,853 |
| In-Custody | 14% | 14% | 13% | 13% | 12% | 13% |
| Out-of-Custody | 86% | 86% | 87% | 87% | 88% | 87% |
| East | 1,293 | 724 | 2,022 | 1,495 | 15,091 | 20,625 |
| In-Custody | 11% | 11% | 12% | 12% | 13% | 13% |
| Out-of-Custody | 89% | 89% | 88% | 88% | 87% | 87% |
| North East | 742 | 502 | 1,518 | 961 | 11,600 | 15,323 |
| In-Custody | 12% | 14% | 12% | 11% | 9% | 10% |
| Out-of-Custody | 88% | 86% | 88% | 89% | 91% | 90% |
| North West | 798 | 488 | 1,312 | 821 | 7,087 | 10,506 |
| In-Custody | 15% | 17% | 16% | 15% | 15% | 16% |
| Out-of-Custody | 85% | 83% | 84% | 85% | 85% | 84% |
| Toronto | 2,140 | 1,269 | 3,537 | 2,394 | 18,551 | 27,891 |
| In-Custody | 19% | 16% | 19% | 18% | 17% | 17% |
| Out-of-Custody | 81% | 84% | 81% | 82% | 83% | 83% |
| West | 1,476 | 895 | 2,774 | 2,324 | 25,683 | 33,152 |
| In-Custody | 11% | 10% | 12% | 10% | 10% | 10% |
| Out-of-Custody | 89% | 90% | 88% | 90% | 90% | 90% |
| Provincial | 11,922 | 6,909 | 19,622 | 14,020 | 123,729 | 176,202 |
| In-Custody | 14% | 13% | 14% | 13% | 12% | 12% |
| Out-of-Custody | 86% | 87% | 86% | 87% | 88% | 88% |

**ONTARIO COURT OF JUSTICE CRIMINAL MODERNIZATION COMMITTEE
PROVINCIAL DASHBOARD¹⁹
CASES PENDING AS OF DECEMBER 31, 2020**

PENDING CASES³ BY PHASE: 15-18 MONTHS⁶



PENDING CASES³ BY PHASE: OVER 18 MONTHS⁶



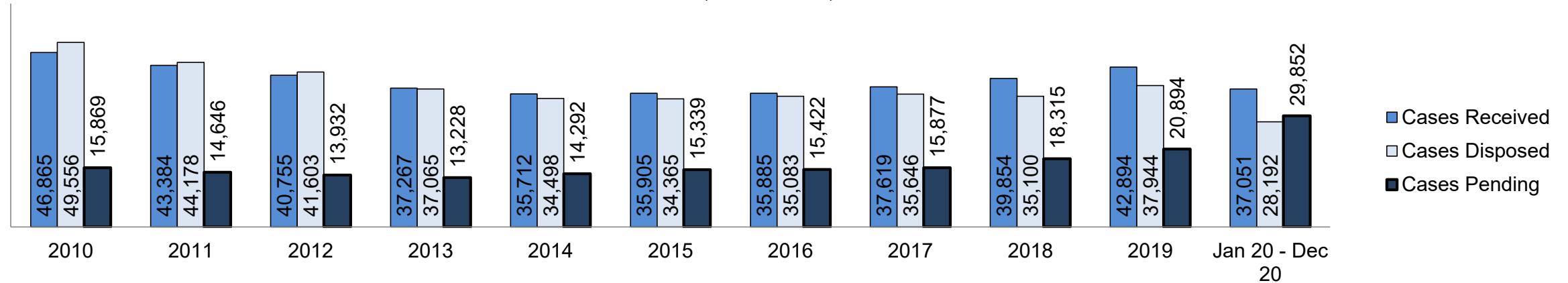
**ONTARIO COURT OF JUSTICE CRIMINAL MODERNIZATION COMMITTEE
CENTRAL EAST DASHBOARD¹⁹**

| Key Metric | | Jan 20 - Dec 20 | | 2014 Baseline Regional Median* | Change from 2014 Regional Median | |
|------------------------------------|---|-------------------------------------|--------------------|-----------------------------------|-------------------------------------|--------|
| | | Percent | Cases ¹ | | | |
| Bail | Disposed cases that began in the Bail Phase | | 31.1% | 8,771 | 32.5% | -1.4% |
| | Bail cases with a bail outcome (release order or detention order) | Total | 61.9% | 5,430 | 53.7% | 8.2% |
| | | Bail Disposition with 1 appearance | 58.1% | 3,155 | 52.5% | 5.6% |
| | | Bail Disposition in 1-3 days | 71.3% | 3,871 | 72.9% | -1.6% |
| | Bail cases with no bail disposition but with a case disposition | Total | 38.1% | 3,341 | 46.3% | -8.2% |
| | | Case disposition in 1-3 appearances | 21.4% | 715 | 38.7% | -17.3% |
| | | Case disposition in 0-3 months | 64.7% | 2,160 | 79.1% | -14.4% |
| Case disposition rate before trial | | 93.3% | 3,118 | 92.8% | 0.5% | |
| Before Trial | Disposition rate (includes bail cases with case dispositions) | | 91.3% | 25,747 | 88.7% | 2.6% |
| | Disposed within 1-3 appearances (net of bench warrant cases) | | 44.6% | 6,570 | 46.0% | -1.4% |
| | Disposed within 0-3 months (net of bench warrant cases) | | 58.5% | 8,615 | 60.7% | -2.2% |
| Trial | Collapse Rate at Trial ² | | 65.4% | 1,598 | 62.3% | 3.1% |

| Cases Pending ³ as of December 31, 2020 | | Percent | Cases ¹ | Cases in the Pre-Trial Phase ⁴ | Cases in the Trial Phase ⁵ (including preliminary hearing) |
|--|----------------|---------------|--------------------|---|--|
| Age of All Pending Cases⁶ | 0-8 months | 72.9% | 21,757 | 21,611 | 146 |
| | 8-10 months | 7.8% | 2,330 | 2,231 | 99 |
| | 10-15 months | 10.3% | 3,087 | 2,677 | 410 |
| | 15-18 months | 3.5% | 1,038 | 698 | 340 |
| | Over 18 months | 5.5% | 1,640 | 809 | 831 |
| Total | | 100.0% | 29,852 | 28,026 | 1,826 |

ONTARIO COURT OF JUSTICE CRIMINAL MODERNIZATION COMMITTEE CENTRAL EAST DASHBOARD¹⁹

CASES RECEIVED⁷, DISPOSED⁸, AND PENDING³



Cases Received⁷ by Offence Group

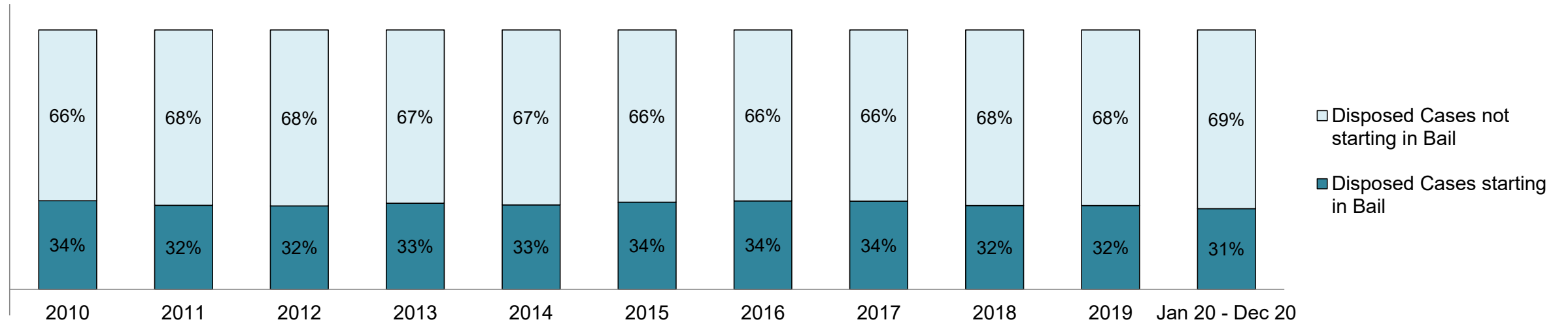
| Offence Group ⁹ | 2010 | 2011 | 2012 | 2013 | 2014 | 2015 | 2016 | 2017 | 2018 | 2019 | Jan 20 - Dec 20 |
|----------------------------|--------|--------|-------|-------|-------|-------|-------|--------|--------|--------|-----------------|
| Crimes Against The Person | 10,570 | 10,006 | 9,539 | 8,907 | 8,479 | 8,499 | 8,814 | 9,075 | 9,566 | 10,123 | 9,635 |
| Crimes Against Property | 10,611 | 9,783 | 9,414 | 8,729 | 8,095 | 8,665 | 8,496 | 8,935 | 9,420 | 10,362 | 8,629 |
| Administration of Justice | 10,962 | 10,275 | 9,528 | 8,727 | 8,574 | 8,499 | 8,836 | 10,011 | 11,529 | 12,920 | 8,617 |
| Other Criminal Code | 2,643 | 2,025 | 2,006 | 1,698 | 1,649 | 1,597 | 1,589 | 1,583 | 1,814 | 2,001 | 2,259 |
| Criminal Code Traffic | 4,777 | 4,424 | 4,413 | 4,074 | 4,112 | 4,325 | 4,471 | 4,365 | 4,413 | 4,756 | 4,539 |
| Federal Statute | 7,302 | 6,871 | 5,855 | 5,132 | 4,803 | 4,320 | 3,679 | 3,650 | 3,112 | 2,732 | 3,372 |

Cases Pending³ by Offence Group

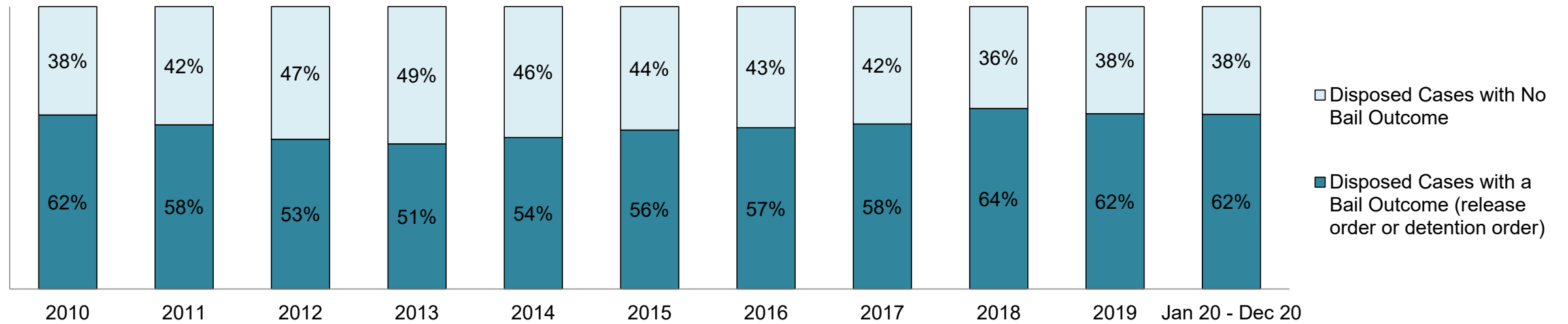
| Offence Group ⁹ | 2010 | 2011 | 2012 | 2013 | 2014 | 2015 | 2016 | 2017 | 2018 | 2019 | Jan 20 - Dec 20 |
|----------------------------|-------|-------|-------|-------|-------|-------|-------|-------|-------|-------|-----------------|
| Crimes Against The Person | 4,547 | 4,230 | 3,987 | 3,838 | 3,941 | 4,325 | 4,510 | 4,694 | 5,475 | 6,260 | 9,001 |
| Crimes Against Property | 3,272 | 3,058 | 3,097 | 2,941 | 3,028 | 3,373 | 3,221 | 3,260 | 3,933 | 4,476 | 6,311 |
| Administration of Justice | 2,120 | 1,986 | 1,899 | 1,767 | 2,124 | 2,227 | 2,242 | 2,701 | 3,651 | 4,207 | 5,297 |
| Other Criminal Code | 997 | 823 | 830 | 727 | 831 | 843 | 871 | 865 | 976 | 1,201 | 2,117 |
| Criminal Code Traffic | 2,232 | 2,119 | 2,044 | 2,049 | 2,249 | 2,573 | 2,755 | 2,670 | 2,718 | 3,019 | 4,698 |
| Federal Statute | 2,701 | 2,430 | 2,075 | 1,906 | 2,119 | 1,998 | 1,823 | 1,687 | 1,562 | 1,731 | 2,428 |

**ONTARIO COURT OF JUSTICE CRIMINAL MODERNIZATION COMMITTEE
CENTRAL EAST DASHBOARD¹⁹**

PERCENTAGE OF DISPOSED CASES⁸ STARTING IN BAIL

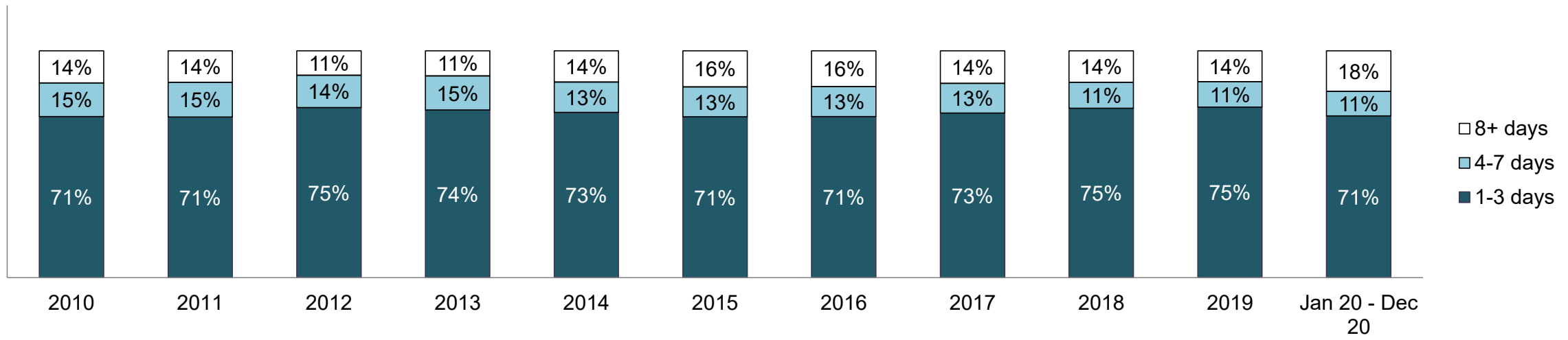


PERCENTAGE OF DISPOSED CASES⁸ STARTING IN BAIL BY BAIL OUTCOME

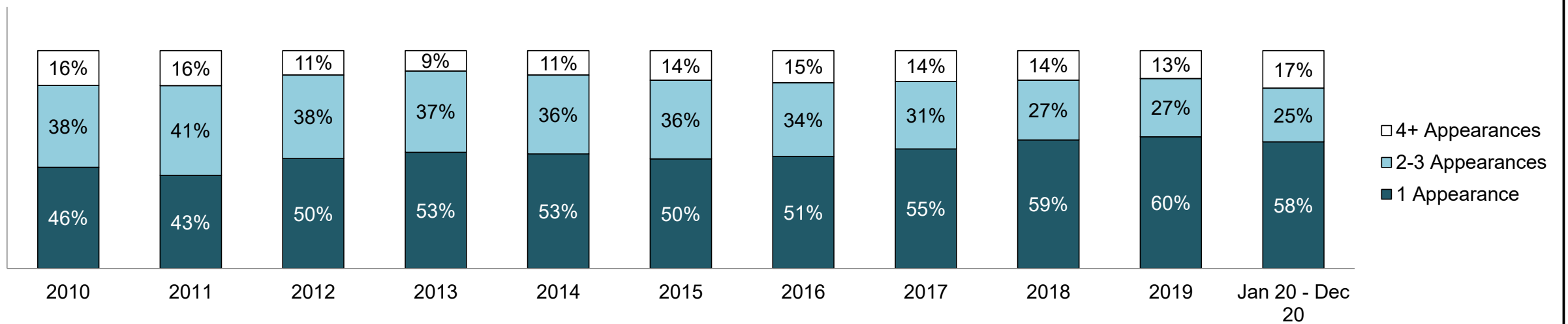


ONTARIO COURT OF JUSTICE CRIMINAL MODERNIZATION COMMITTEE CENTRAL EAST DASHBOARD¹⁹

PERCENTAGE OF BAIL CASES BY DAYS FROM FIRST BAIL APPEARANCE TO BAIL DISPOSITION

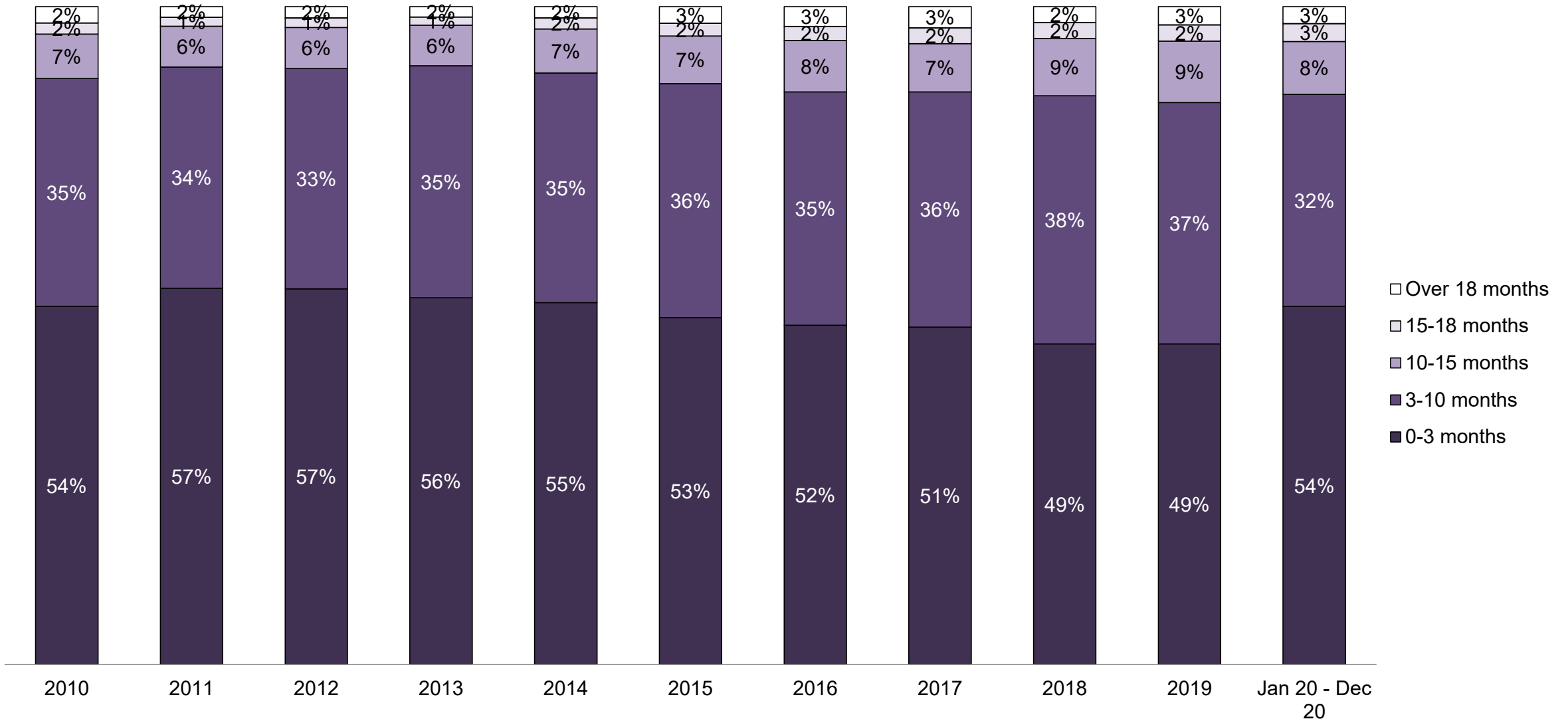


PERCENTAGE OF BAIL CASES BY NUMBER OF APPEARANCES FROM FIRST BAIL APPEARANCE TO BAIL DISPOSITION

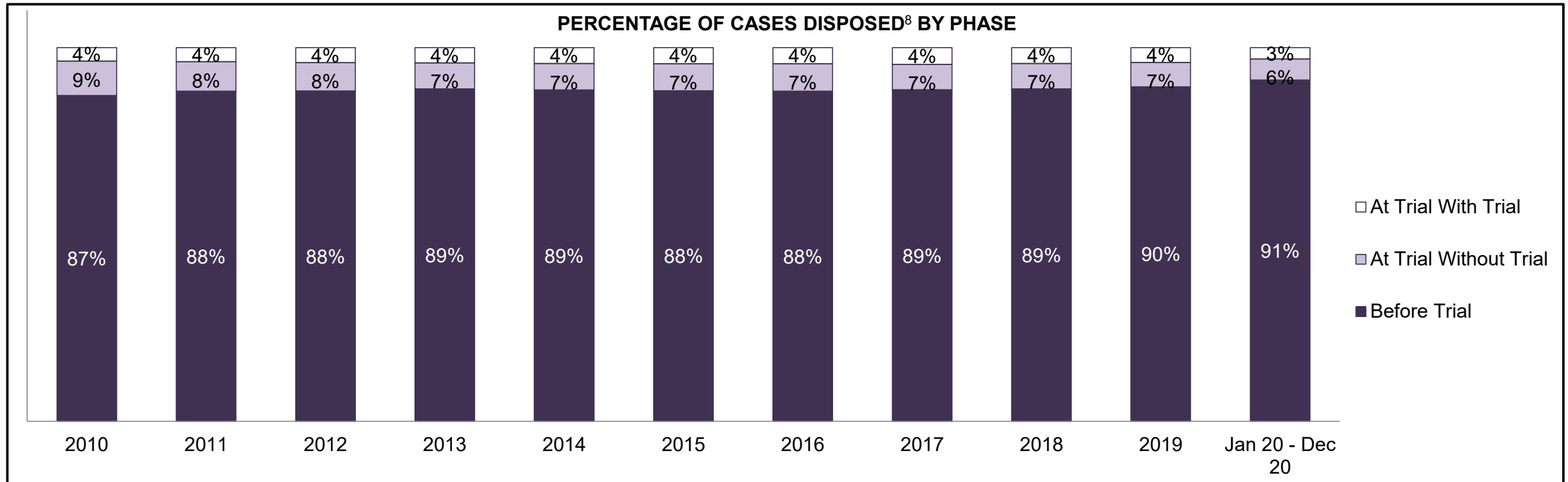


ONTARIO COURT OF JUSTICE CRIMINAL MODERNIZATION COMMITTEE CENTRAL EAST DASHBOARD¹⁹

PERCENTAGE OF DISPOSED CASES⁸ BY MONTHS TO DISPOSITION¹⁰



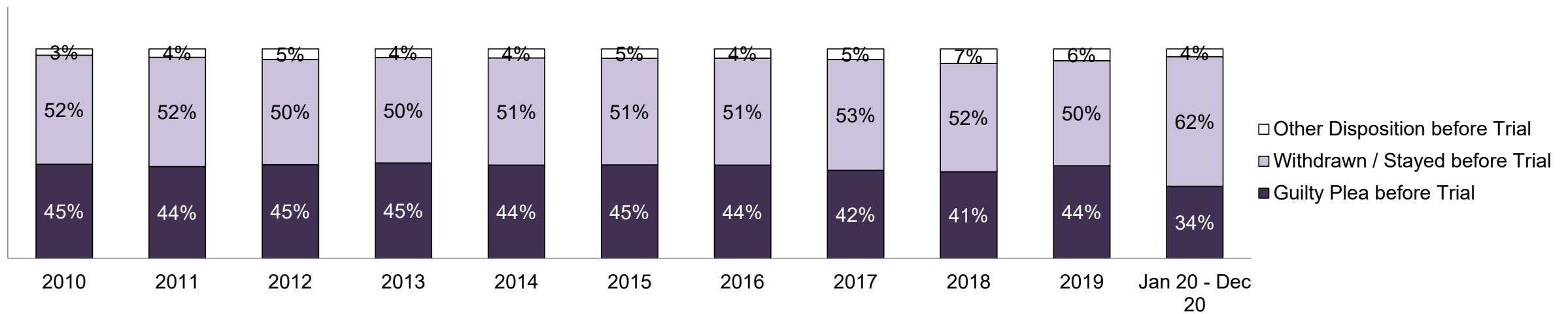
**ONTARIO COURT OF JUSTICE CRIMINAL MODERNIZATION COMMITTEE
CENTRAL EAST DASHBOARD¹⁹**



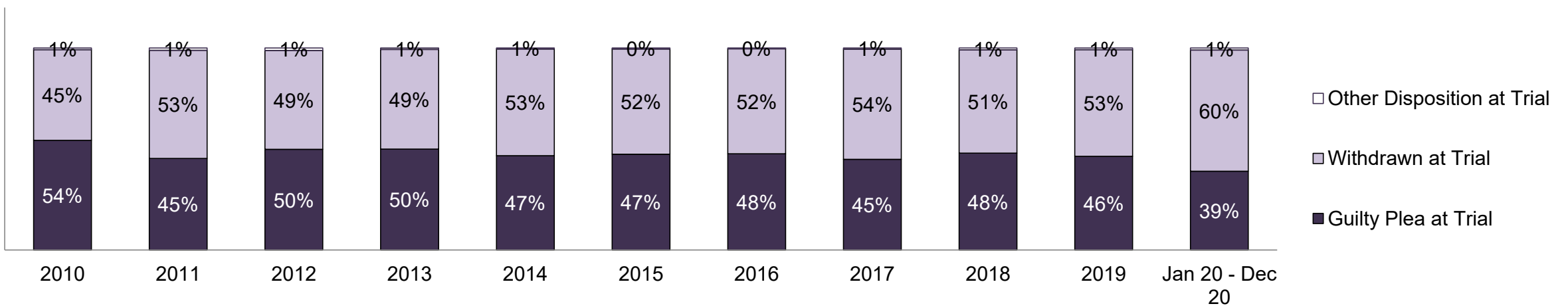
| Cases Disposed⁸ by Phase and Percentage of In-Custody¹¹, Out-of-Custody¹² Cases at Case Disposition | | | | | | | | | | | |
|---|-------------|-------------|-------------|-------------|-------------|-------------|-------------|-------------|-------------|-------------|------------------------|
| Phases | 2010 | 2011 | 2012 | 2013 | 2014 | 2015 | 2016 | 2017 | 2018 | 2019 | Jan 20 - Dec 20 |
| At Trial With Trial | 1,764 | 1,664 | 1,672 | 1,502 | 1,471 | 1,476 | 1,505 | 1,587 | 1,484 | 1,497 | 847 |
| In-Custody | 13% | 12% | 13% | 14% | 11% | 12% | 10% | 10% | 8% | 10% | 12% |
| Out-of-Custody | 87% | 88% | 87% | 86% | 89% | 88% | 90% | 90% | 92% | 90% | 88% |
| At Trial Without Trial | 4,573 | 3,479 | 3,138 | 2,578 | 2,435 | 2,493 | 2,570 | 2,432 | 2,385 | 2,472 | 1,598 |
| In-Custody | 11% | 13% | 14% | 14% | 13% | 13% | 10% | 10% | 10% | 10% | 12% |
| Out-of-Custody | 89% | 87% | 86% | 86% | 87% | 87% | 90% | 90% | 90% | 90% | 88% |
| Before Trial | 43,219 | 39,035 | 36,793 | 32,985 | 30,592 | 30,396 | 31,008 | 31,627 | 31,231 | 33,975 | 25,747 |
| In-Custody | 18% | 17% | 17% | 18% | 17% | 17% | 17% | 16% | 13% | 14% | 14% |
| Out-of-Custody | 82% | 83% | 83% | 82% | 83% | 83% | 83% | 84% | 87% | 86% | 86% |

ONTARIO COURT OF JUSTICE CRIMINAL MODERNIZATION COMMITTEE CENTRAL EAST DASHBOARD¹⁹

PERCENTAGE OF CASES DISPOSED⁸ BEFORE TRIAL BY OUTCOME

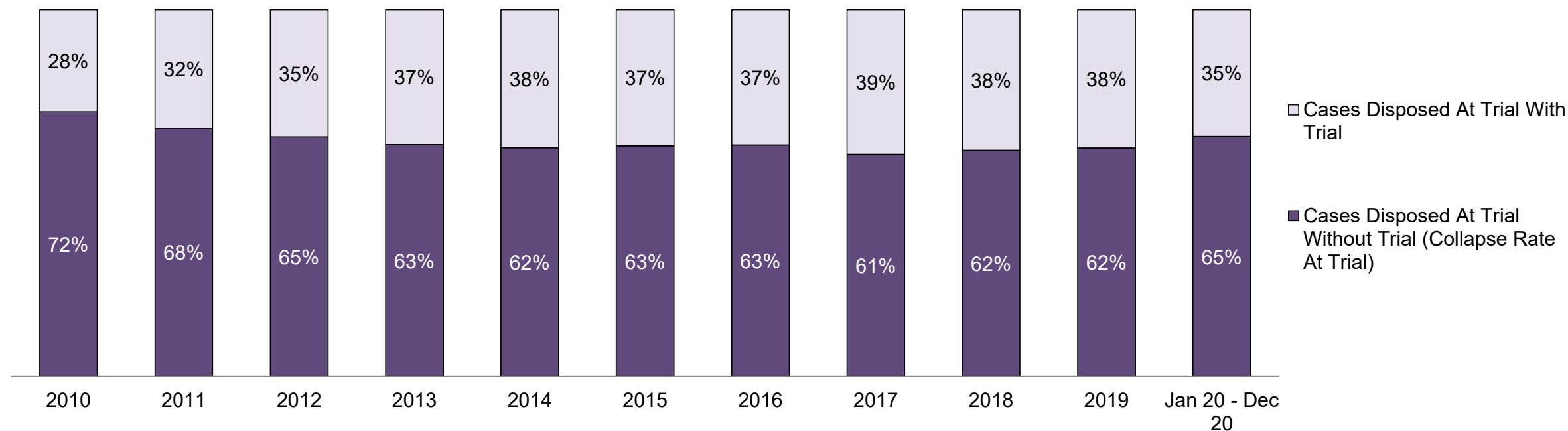


PERCENTAGE OF CASES DISPOSED⁸ AT TRIAL WITHOUT TRIAL (CASES COLLAPSED AT TRIAL) BY OUTCOME



ONTARIO COURT OF JUSTICE CRIMINAL MODERNIZATION COMMITTEE CENTRAL EAST DASHBOARD¹⁹

PERCENTAGE OF CASES DISPOSED⁸ BY PHASE FOR CASES SET FOR TRIAL¹³

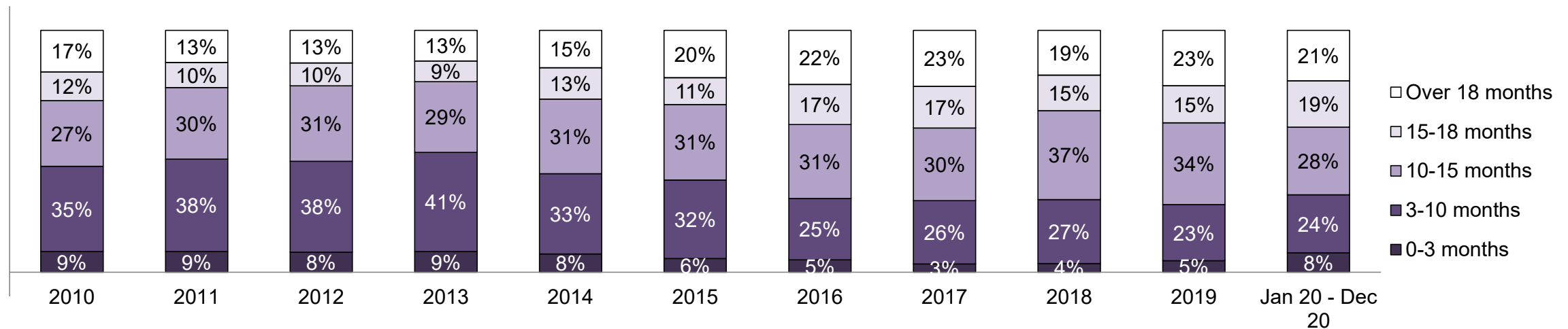


Percentage of Cases Disposed⁸ At Trial Without Trial (Collapse Rate At Trial²) by Offence Group At Disposition

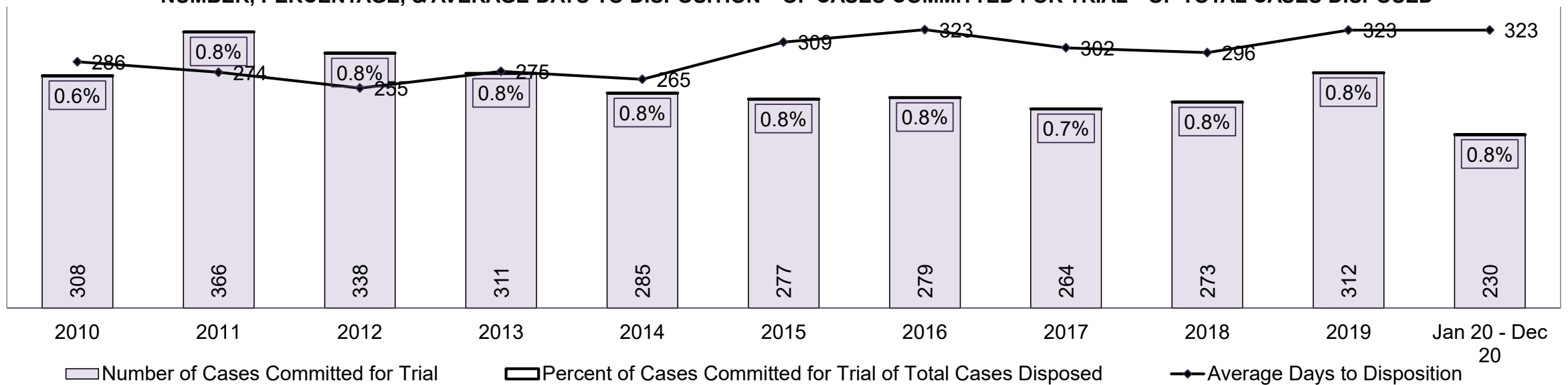
| Offence Group at Disposition ¹⁴ | 2010 | 2011 | 2012 | 2013 | 2014 | 2015 | 2016 | 2017 | 2018 | 2019 | Jan 20 - Dec 20 |
|--|-------------|-------------|-------------|-------------|-------------|-------------|-------------|-------------|-------------|-------------|-----------------|
| Crimes Against The Person | 34% | 38% | 36% | 36% | 35% | 33% | 34% | 34% | 33% | 36% | 37% |
| Crimes Against Property | 12% | 12% | 11% | 12% | 13% | 11% | 12% | 11% | 9% | 10% | 9% |
| Administration of Justice | 11% | 11% | 10% | 11% | 10% | 11% | 11% | 8% | 10% | 11% | 11% |
| Other Criminal Code | 5% | 5% | 6% | 6% | 5% | 6% | 5% | 6% | 7% | 6% | 7% |
| Criminal Code Traffic | 28% | 24% | 25% | 25% | 27% | 26% | 27% | 31% | 31% | 26% | 25% |
| Federal Statute | 9% | 10% | 11% | 10% | 11% | 12% | 11% | 11% | 10% | 10% | 11% |
| Total | 100% | 100% | 100% | 100% | 100% | 100% | 100% | 100% | 100% | 100% | 100% |

ONTARIO COURT OF JUSTICE CRIMINAL MODERNIZATION COMMITTEE CENTRAL EAST DASHBOARD¹⁹

PERCENTAGE OF CASES DISPOSED⁸ AT TRIAL WITH TRIAL BY MONTHS TO DISPOSITION¹⁰

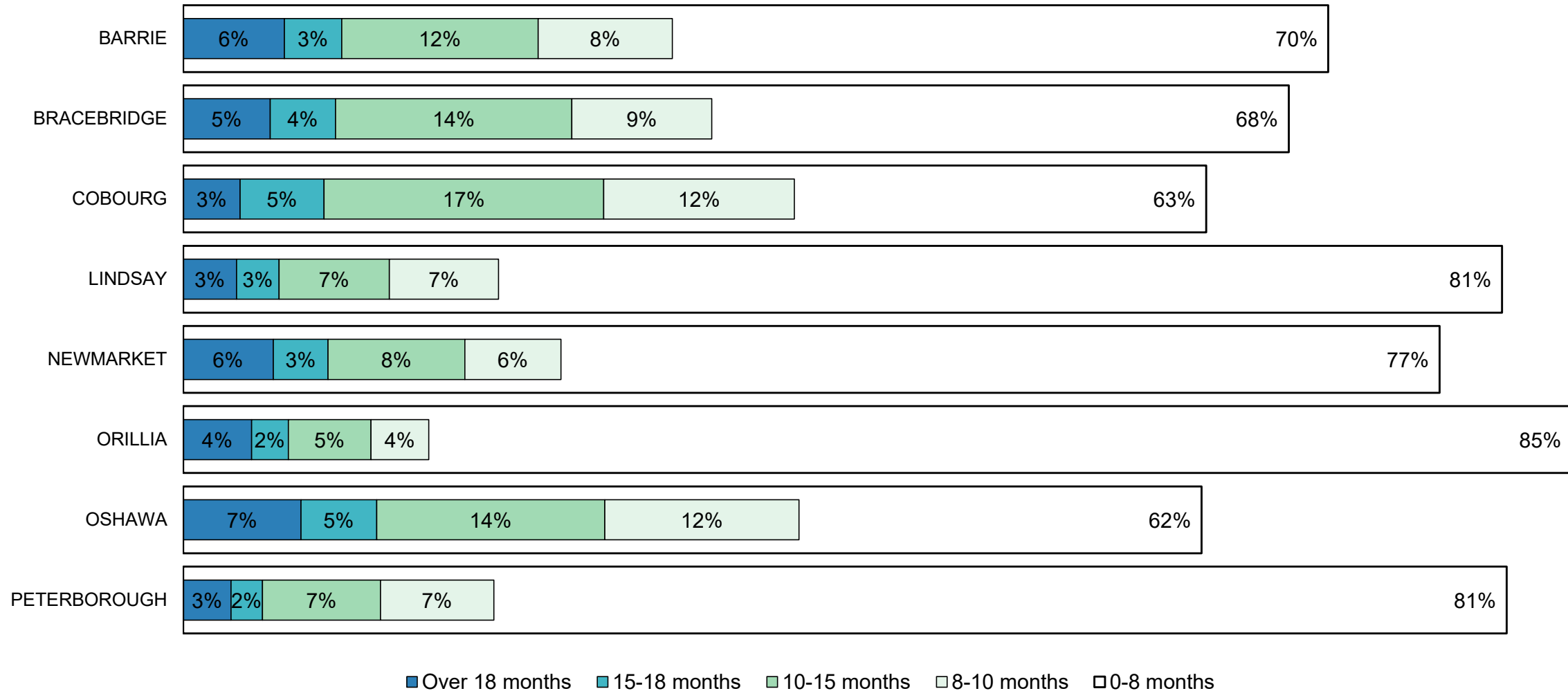


NUMBER, PERCENTAGE, & AVERAGE DAYS TO DISPOSITION¹⁵ OF CASES COMMITTED FOR TRIAL¹⁶ OF TOTAL CASES DISPOSED⁸



**ONTARIO COURT OF JUSTICE CRIMINAL MODERNIZATION COMMITTEE
CENTRAL EAST DASHBOARD¹⁹
CASES PENDING AS OF DECEMBER 31, 2020**

PERCENTAGE OF PENDING CASES³ BY PENDING AGE⁶

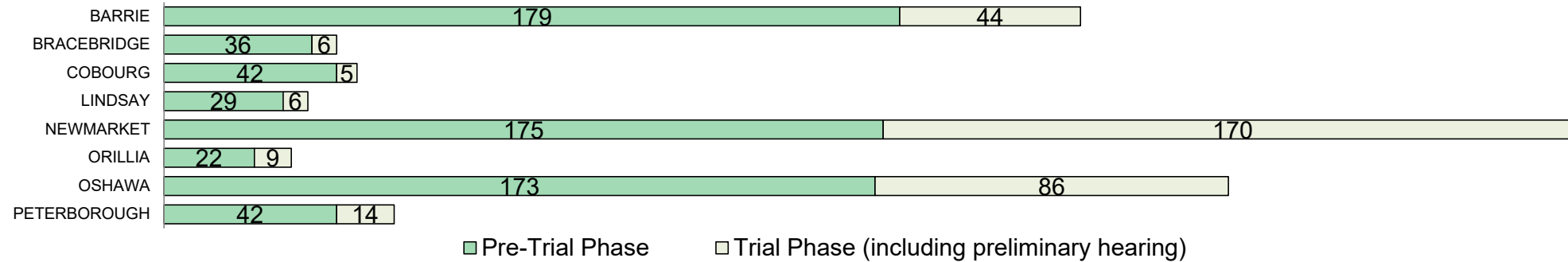


ONTARIO COURT OF JUSTICE CRIMINAL MODERNIZATION COMMITTEE
CENTRAL EAST DASHBOARD¹⁹
CASES PENDING AS OF DECEMBER 31, 2020

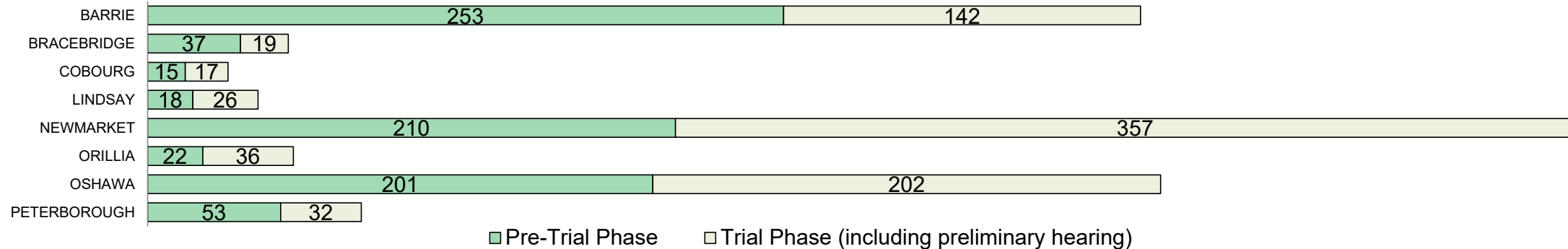
| Pending Cases ³ by Pending Age ⁶ and Percentage of Pending Cases In-Custody ¹⁷ and Out-of-Custody ¹⁸ | | | | | | |
|--|----------------|--------------|--------------|--------------|---------------|---------------|
| Location | Over 18 months | 15-18 months | 10-15 months | 8-10 months | 0-8 months | Total |
| CENTRAL EAST | 1,640 | 1,038 | 3,087 | 2,330 | 21,757 | 29,852 |
| In-Custody | 8% | 9% | 10% | 9% | 8% | 8% |
| Out-of-Custody | 92% | 91% | 90% | 91% | 92% | 92% |
| BARRIE | 395 | 223 | 766 | 523 | 4,465 | 6,372 |
| BRACEBRIDGE | 56 | 42 | 152 | 90 | 711 | 1,051 |
| COBOURG | 32 | 47 | 157 | 107 | 574 | 917 |
| LINDSAY | 44 | 35 | 91 | 90 | 1,087 | 1,347 |
| NEWMARKET | 567 | 345 | 861 | 605 | 7,906 | 10,284 |
| ORILLIA | 58 | 31 | 70 | 49 | 1,176 | 1,384 |
| OSHAWA | 403 | 259 | 780 | 664 | 3,483 | 5,589 |
| PETERBOROUGH | 85 | 56 | 210 | 202 | 2,355 | 2,908 |

**ONTARIO COURT OF JUSTICE CRIMINAL MODERNIZATION COMMITTEE
CENTRAL EAST DASHBOARD¹⁹
CASES PENDING AS OF DECEMBER 31, 2020**

PENDING CASES³ BY PHASE: 15-18 MONTHS⁶



PENDING CASES³ BY PHASE: OVER 18 MONTHS⁶



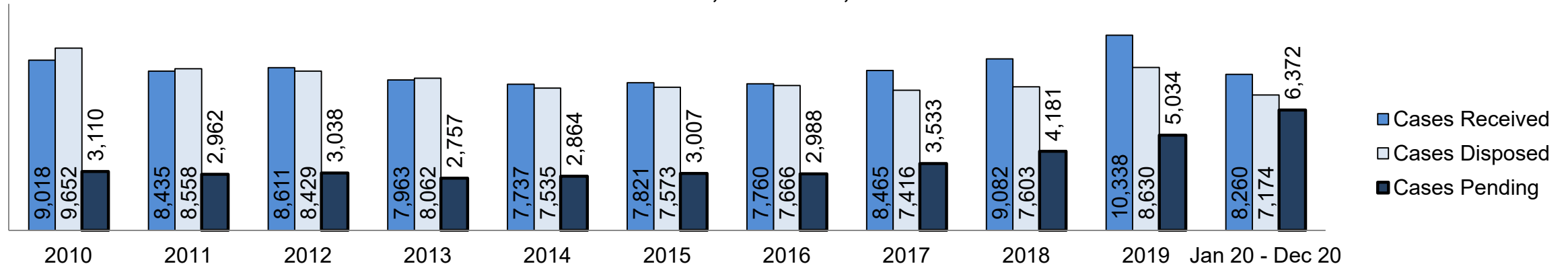
**ONTARIO COURT OF JUSTICE CRIMINAL MODERNIZATION COMMITTEE
BARRIE DASHBOARD¹⁹**

| Key Metric | | Jan 20 - Dec 20 | | 2014 Baseline Median* | Change from 2014 Baseline Median | |
|--------------|---|-------------------------------------|--------------------|-----------------------|----------------------------------|--------|
| | | Percent | Cases ¹ | | | |
| Bail | Disposed cases that began in the Bail Phase | | 29.8% | 2,138 | 48.0% | -18.2% |
| | Bail cases with a bail outcome (release order or detention order) | Total | 50.5% | 1,080 | 56.0% | -5.5% |
| | | Bail Disposition with 1 appearance | 51.4% | 555 | 47.7% | 3.6% |
| | | Bail Disposition in 1-3 days | 64.8% | 700 | 70.6% | -5.7% |
| | Bail cases with no bail disposition but with a case disposition | Total | 49.5% | 1,058 | 44.0% | 5.5% |
| | | Case disposition in 1-3 appearances | 11.9% | 126 | 35.1% | -23.2% |
| | | Case disposition in 0-3 months | 53.5% | 566 | 77.2% | -23.7% |
| | | Case disposition rate before trial | 93.3% | 987 | 90.7% | 2.6% |
| Before Trial | Disposition rate (includes bail cases with case dispositions) | | 91.6% | 6,573 | 83.6% | 8.0% |
| | Disposed within 1-3 appearances (net of bench warrant cases) | | 41.7% | 1,596 | 39.1% | 2.6% |
| | Disposed within 0-3 months (net of bench warrant cases) | | 57.1% | 2,185 | 60.6% | -3.5% |
| Trial | Collapse Rate at Trial ² | | 64.2% | 386 | 71.0% | -6.8% |

| Cases Pending ³ as of December 31, 2020 | | Percent | Cases ¹ | Cases in the Pre-Trial Phase ⁴ | Cases in the Trial Phase ⁵ (including preliminary hearing) |
|--|----------------|---------------|--------------------|---|---|
| Age of All Pending Cases ⁶ | 0-8 months | 70.1% | 4,465 | 4,448 | 17 |
| | 8-10 months | 8.2% | 523 | 508 | 15 |
| | 10-15 months | 12.0% | 766 | 712 | 54 |
| | 15-18 months | 3.5% | 223 | 179 | 44 |
| | Over 18 months | 6.2% | 395 | 253 | 142 |
| Total | | 100.0% | 6,372 | 6,100 | 272 |

**ONTARIO COURT OF JUSTICE CRIMINAL MODERNIZATION COMMITTEE
BARRIE DASHBOARD¹⁹**

CASES RECEIVED⁷, DISPOSED⁸, AND PENDING³



Cases Received⁷ by Offence Group

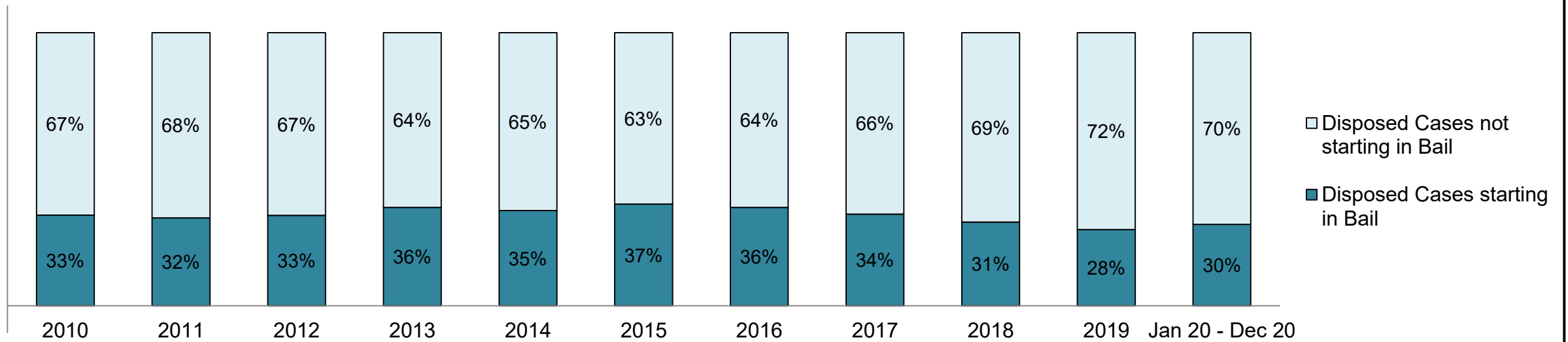
| Offence Group ⁹ | 2010 | 2011 | 2012 | 2013 | 2014 | 2015 | 2016 | 2017 | 2018 | 2019 | Jan 20 - Dec 20 |
|----------------------------|-------|-------|-------|-------|-------|-------|-------|-------|-------|-------|-----------------|
| Crimes Against The Person | 2,018 | 1,827 | 1,944 | 1,751 | 1,835 | 1,832 | 1,903 | 1,967 | 1,929 | 2,287 | 2,176 |
| Crimes Against Property | 2,356 | 2,155 | 2,090 | 1,798 | 1,767 | 1,924 | 1,763 | 1,966 | 2,205 | 2,365 | 1,900 |
| Administration of Justice | 2,004 | 1,879 | 1,869 | 1,916 | 1,842 | 1,895 | 1,923 | 2,188 | 2,896 | 3,462 | 2,055 |
| Other Criminal Code | 432 | 354 | 409 | 357 | 325 | 377 | 360 | 363 | 376 | 478 | 483 |
| Criminal Code Traffic | 932 | 883 | 968 | 919 | 884 | 843 | 907 | 989 | 898 | 1,056 | 883 |
| Federal Statute | 1,276 | 1,337 | 1,331 | 1,222 | 1,084 | 950 | 904 | 992 | 778 | 690 | 763 |

Cases Pending³ by Offence Group

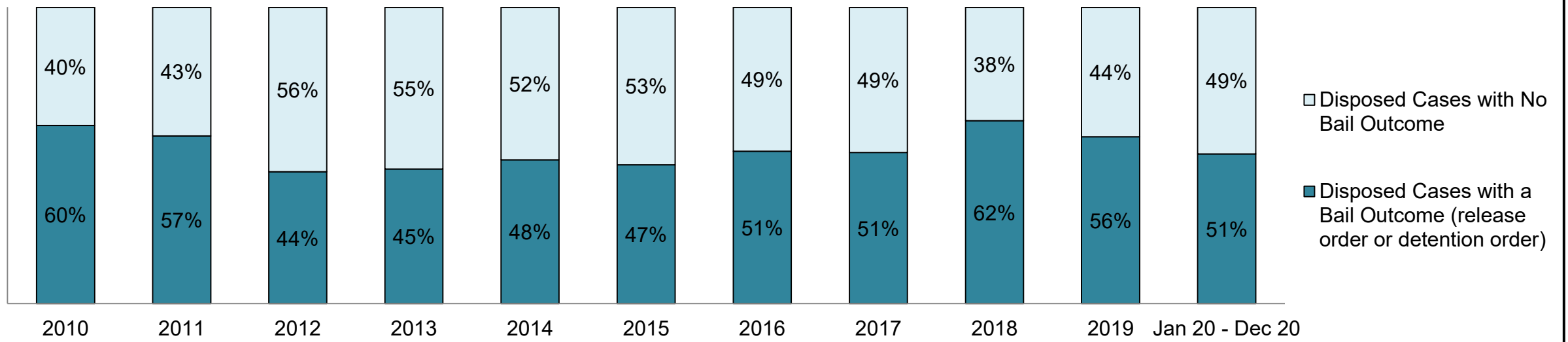
| Offence Group ⁹ | 2010 | 2011 | 2012 | 2013 | 2014 | 2015 | 2016 | 2017 | 2018 | 2019 | Jan 20 - Dec 20 |
|----------------------------|------|------|------|------|------|------|------|------|-------|-------|-----------------|
| Crimes Against The Person | 869 | 777 | 797 | 696 | 782 | 821 | 821 | 941 | 1,096 | 1,450 | 1,997 |
| Crimes Against Property | 732 | 742 | 727 | 650 | 666 | 742 | 610 | 786 | 1,020 | 1,053 | 1,370 |
| Administration of Justice | 388 | 369 | 392 | 359 | 414 | 429 | 480 | 608 | 923 | 1,209 | 1,277 |
| Other Criminal Code | 162 | 157 | 158 | 137 | 135 | 175 | 170 | 186 | 202 | 271 | 431 |
| Criminal Code Traffic | 503 | 419 | 449 | 428 | 417 | 418 | 456 | 494 | 517 | 608 | 852 |
| Federal Statute | 456 | 498 | 515 | 487 | 450 | 422 | 451 | 518 | 423 | 443 | 445 |

**ONTARIO COURT OF JUSTICE CRIMINAL MODERNIZATION COMMITTEE
BARRIE DASHBOARD¹⁹**

PERCENTAGE OF DISPOSED CASES⁸ STARTING IN BAIL

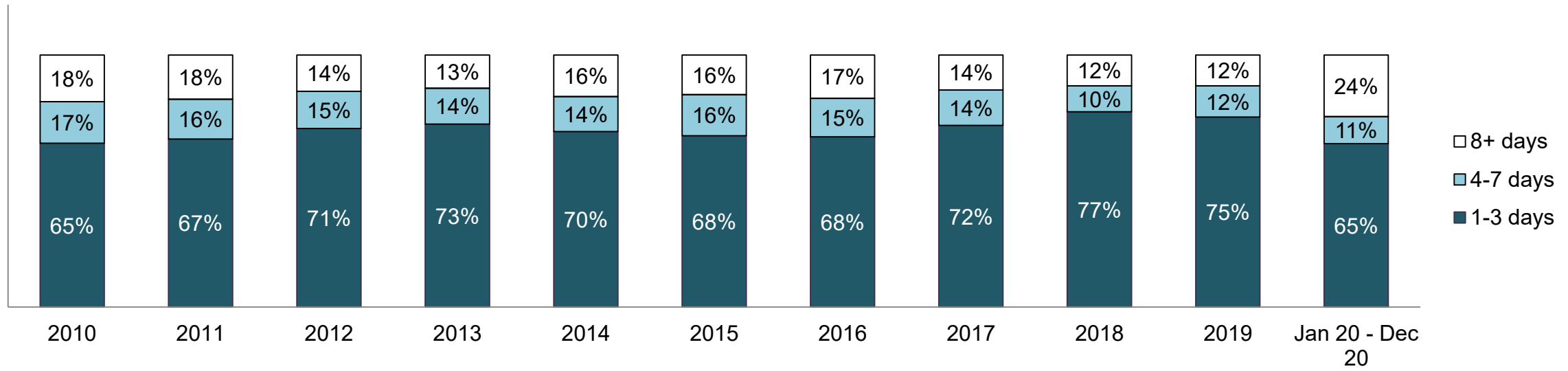


PERCENTAGE OF DISPOSED CASES⁸ STARTING IN BAIL BY BAIL OUTCOME

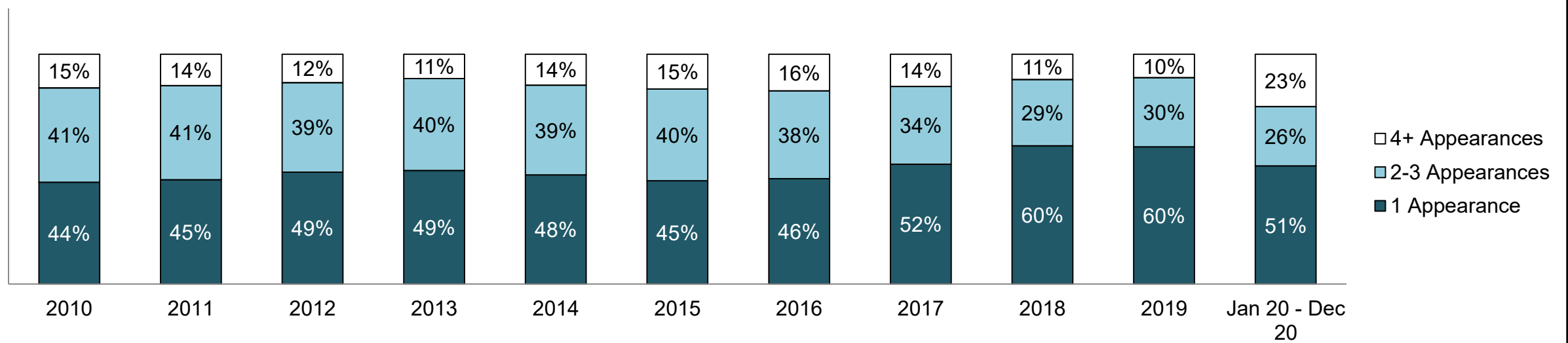


ONTARIO COURT OF JUSTICE CRIMINAL MODERNIZATION COMMITTEE BARRIE DASHBOARD¹⁹

PERCENTAGE OF BAIL CASES BY DAYS FROM FIRST BAIL APPEARANCE TO BAIL DISPOSITION

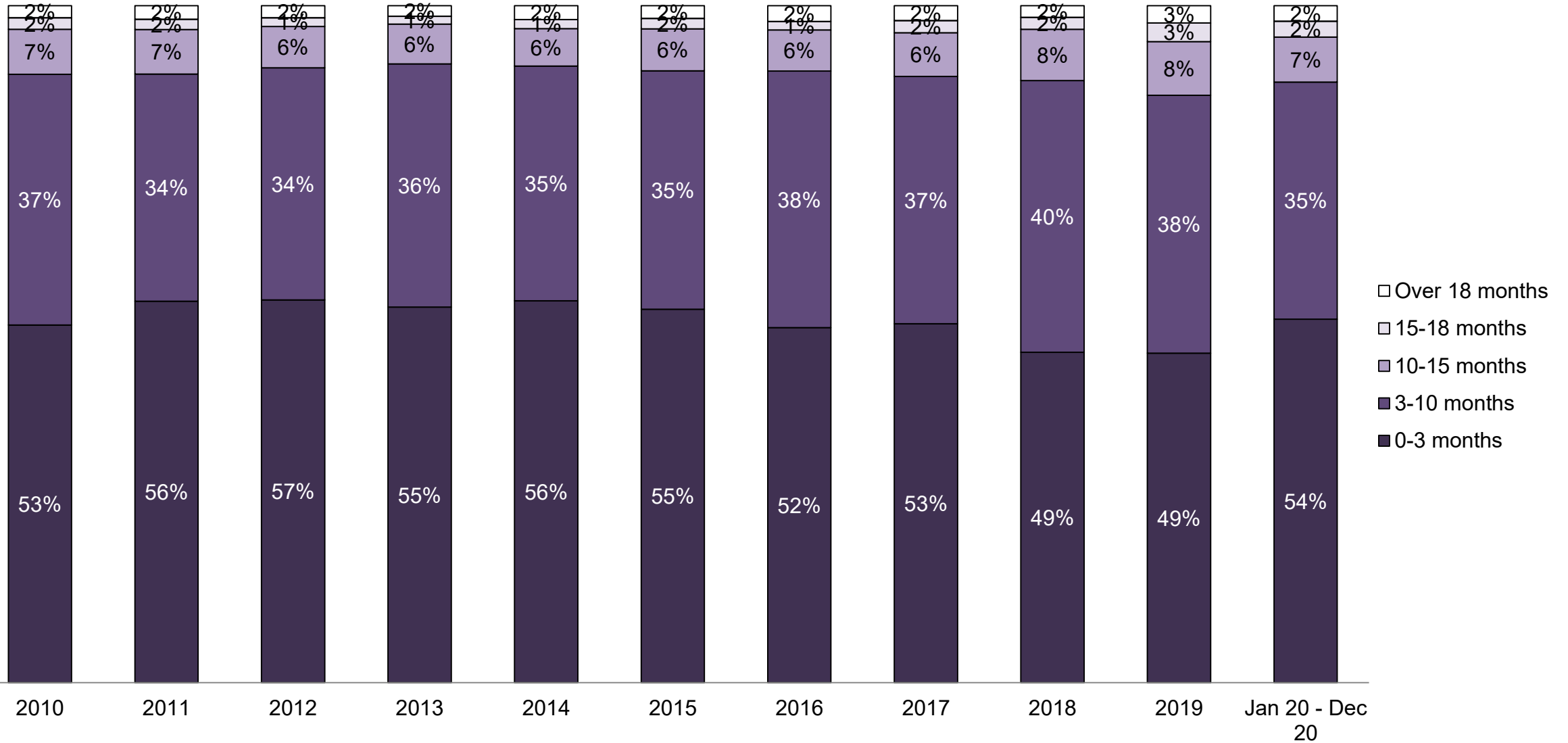


PERCENTAGE OF BAIL CASES BY NUMBER OF APPEARANCES FROM FIRST BAIL APPEARANCE TO BAIL DISPOSITION

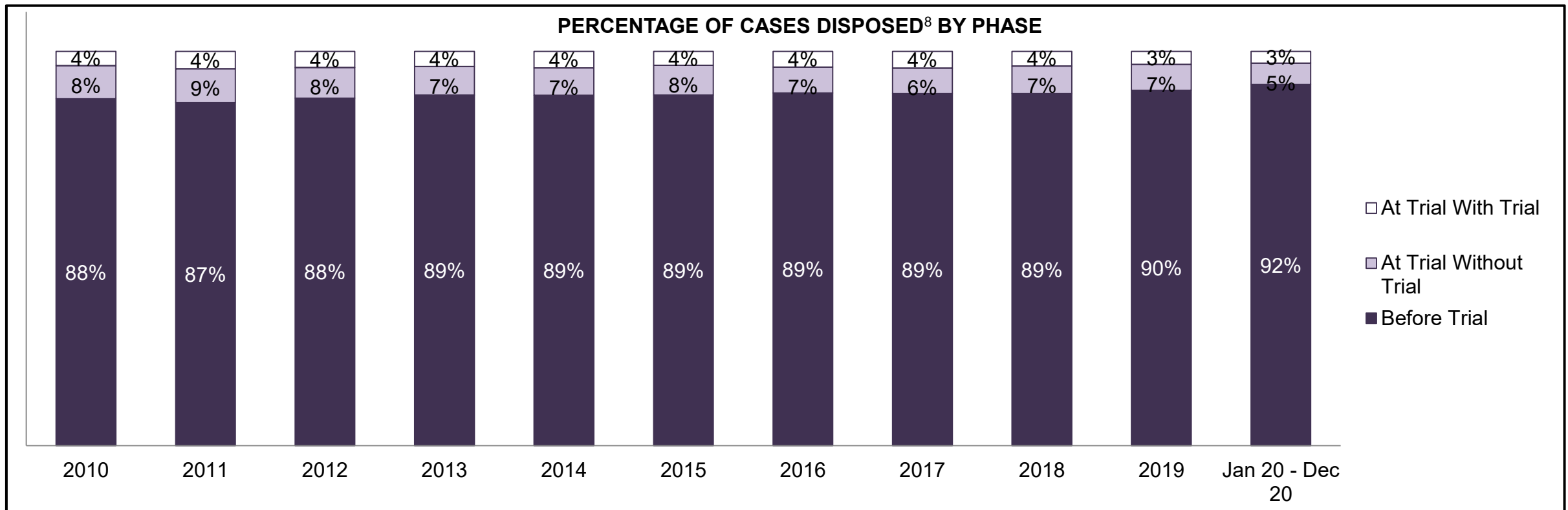


**ONTARIO COURT OF JUSTICE CRIMINAL MODERNIZATION COMMITTEE
BARRIE DASHBOARD¹⁹**

PERCENTAGE OF DISPOSED CASES⁸ BY MONTHS TO DISPOSITION¹⁰



**ONTARIO COURT OF JUSTICE CRIMINAL MODERNIZATION COMMITTEE
BARRIE DASHBOARD¹⁹**

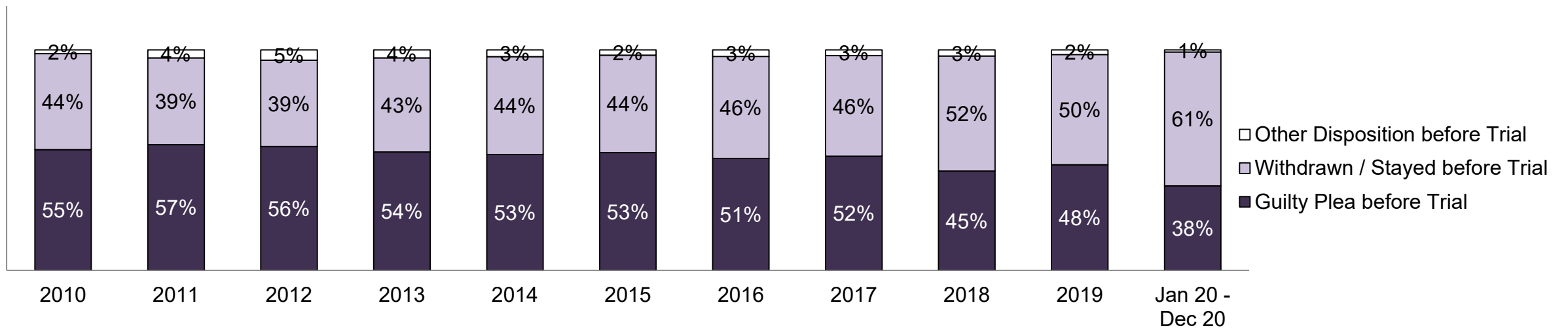


Cases Disposed⁸ by Phase and Percentage of In-Custody¹¹, Out-of-Custody¹² Cases at Case Disposition

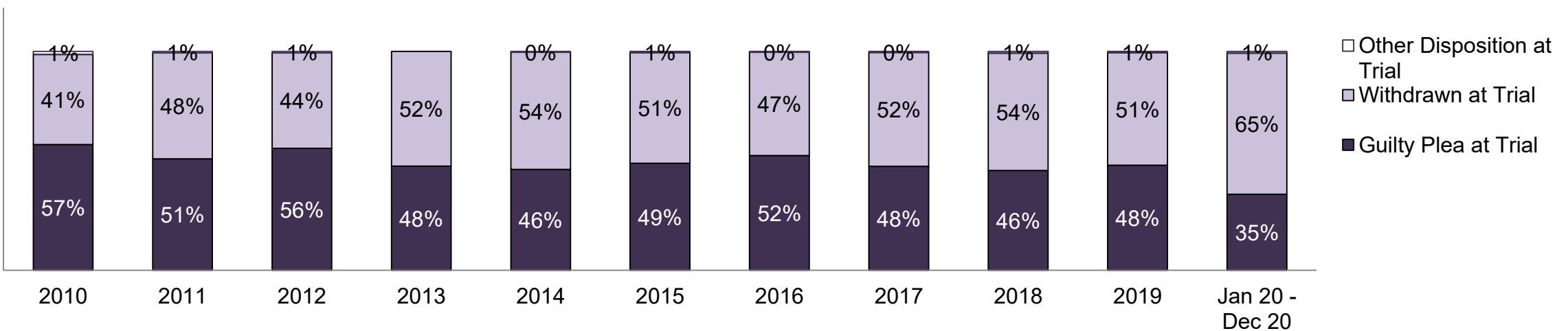
| Phases | 2010 | 2011 | 2012 | 2013 | 2014 | 2015 | 2016 | 2017 | 2018 | 2019 | Jan 20 - Dec 20 |
|-------------------------------|-------|-------|-------|-------|-------|-------|-------|-------|-------|-------|-----------------|
| At Trial With Trial | 352 | 378 | 344 | 310 | 316 | 267 | 307 | 315 | 283 | 286 | 215 |
| In-Custody | 11% | 10% | 15% | 16% | 17% | 15% | 16% | 12% | 11% | 12% | 15% |
| Out-of-Custody | 89% | 90% | 85% | 84% | 83% | 85% | 84% | 88% | 89% | 88% | 85% |
| At Trial Without Trial | 809 | 736 | 656 | 582 | 521 | 572 | 502 | 480 | 529 | 567 | 386 |
| In-Custody | 12% | 12% | 14% | 15% | 14% | 17% | 12% | 15% | 15% | 13% | 16% |
| Out-of-Custody | 88% | 88% | 86% | 85% | 86% | 83% | 88% | 85% | 85% | 87% | 84% |
| Before Trial | 8,491 | 7,444 | 7,429 | 7,170 | 6,698 | 6,734 | 6,857 | 6,621 | 6,791 | 7,777 | 6,573 |
| In-Custody | 20% | 20% | 22% | 23% | 21% | 23% | 20% | 18% | 12% | 13% | 17% |
| Out-of-Custody | 80% | 80% | 78% | 77% | 79% | 77% | 80% | 82% | 88% | 87% | 83% |

ONTARIO COURT OF JUSTICE CRIMINAL MODERNIZATION COMMITTEE BARRIE DASHBOARD¹⁹

PERCENTAGE OF CASES DISPOSED⁸ BEFORE TRIAL BY OUTCOME

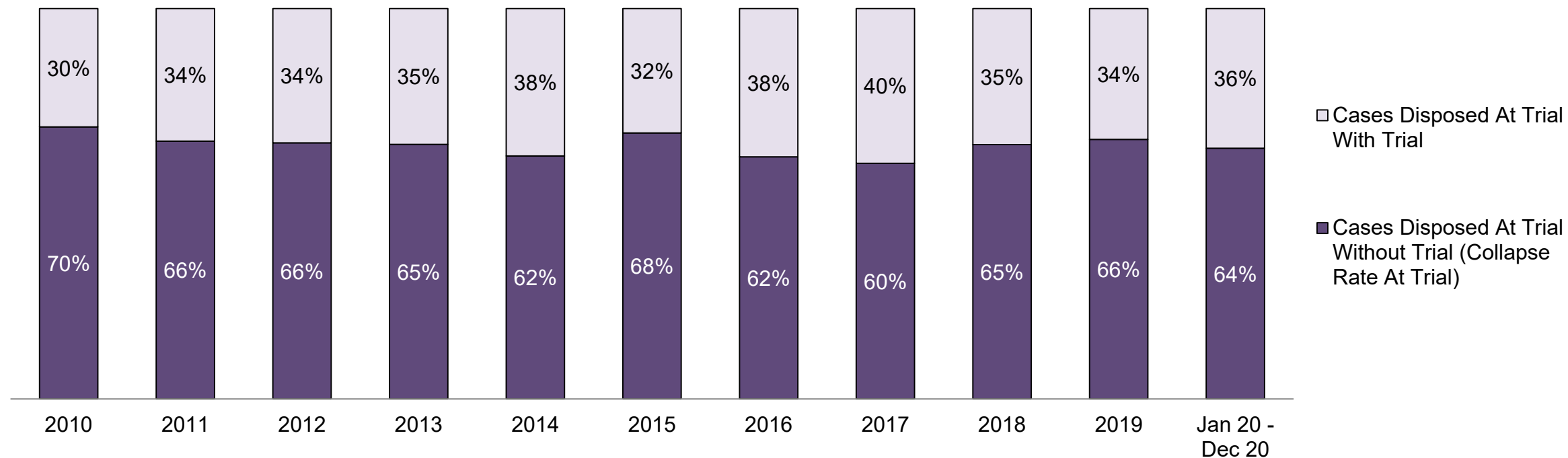


PERCENTAGE OF CASES DISPOSED⁸ AT TRIAL WITHOUT TRIAL (CASES COLLAPSED AT TRIAL) BY OUTCOME



ONTARIO COURT OF JUSTICE CRIMINAL MODERNIZATION COMMITTEE BARRIE DASHBOARD¹⁹

PERCENTAGE OF CASES DISPOSED⁸ BY PHASE FOR CASES SET FOR TRIAL¹³

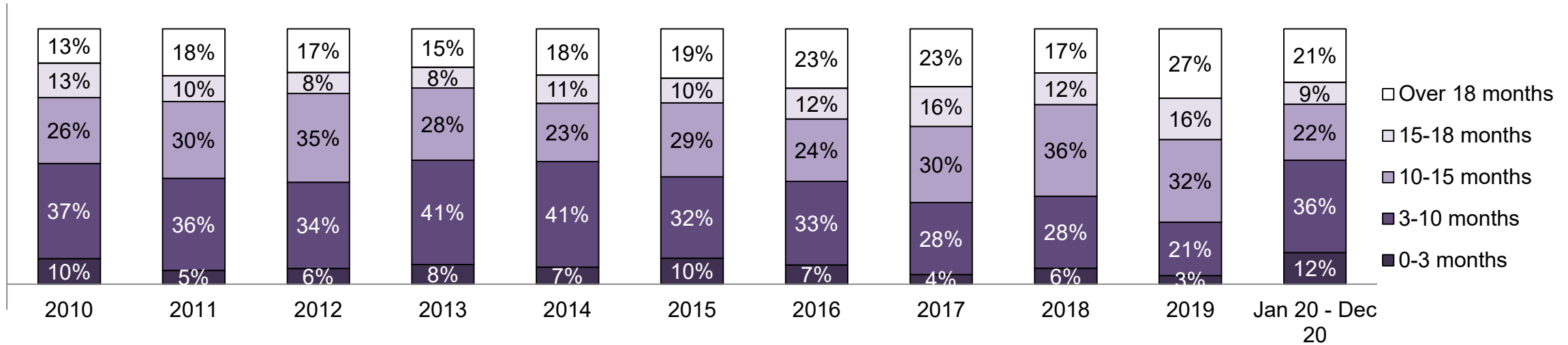


Percentage of Cases Disposed⁸ At Trial Without Trial (Collapse Rate At Trial²) by Offence Group At Disposition

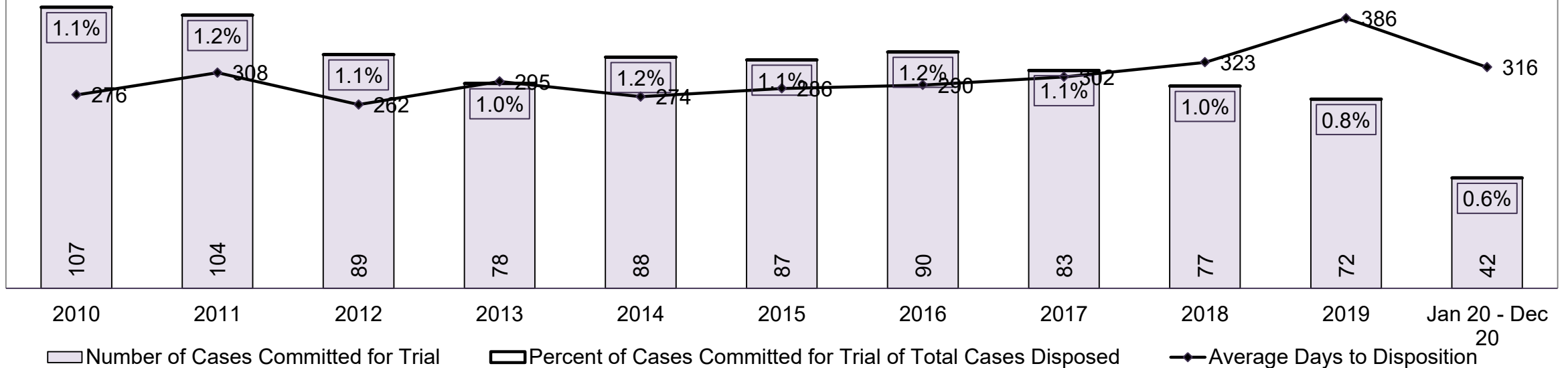
| Offence Group at Disposition ¹⁴ | 2010 | 2011 | 2012 | 2013 | 2014 | 2015 | 2016 | 2017 | 2018 | 2019 | Jan 20 - Dec 20 |
|--|-------------|-------------|-------------|-------------|-------------|-------------|-------------|-------------|-------------|-------------|-----------------|
| Crimes Against The Person | 33% | 36% | 35% | 34% | 33% | 32% | 35% | 32% | 30% | 37% | 39% |
| Crimes Against Property | 11% | 15% | 14% | 12% | 13% | 12% | 11% | 11% | 10% | 11% | 12% |
| Administration of Justice | 13% | 10% | 11% | 12% | 9% | 12% | 13% | 9% | 15% | 15% | 13% |
| Other Criminal Code | 4% | 5% | 6% | 6% | 5% | 6% | 6% | 7% | 6% | 7% | 6% |
| Criminal Code Traffic | 29% | 24% | 24% | 25% | 28% | 24% | 25% | 27% | 24% | 20% | 22% |
| Federal Statute | 10% | 9% | 11% | 10% | 12% | 14% | 11% | 14% | 15% | 11% | 9% |
| Total | 100% | 100% | 100% | 100% | 100% | 100% | 100% | 100% | 100% | 100% | 100% |

ONTARIO COURT OF JUSTICE CRIMINAL MODERNIZATION COMMITTEE BARRIE DASHBOARD¹⁹

PERCENTAGE OF CASES DISPOSED⁸ AT TRIAL WITH TRIAL BY MONTHS TO DISPOSITION¹⁰

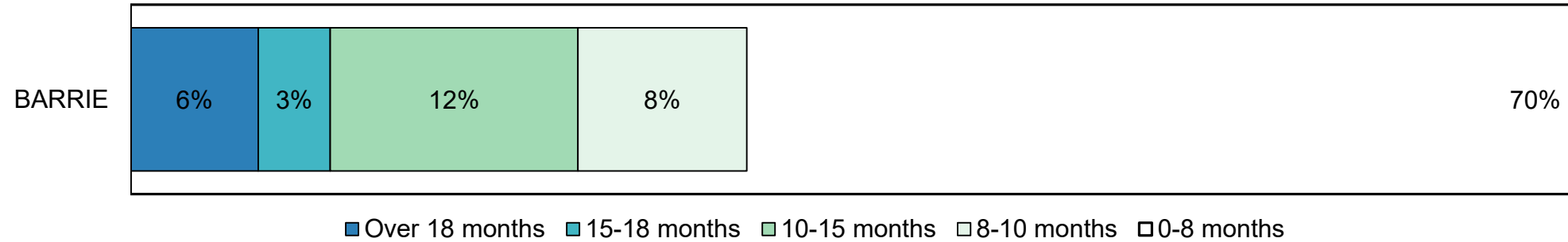


NUMBER, PERCENTAGE, & AVERAGE DAYS TO DISPOSITION¹⁵ OF CASES COMMITTED FOR TRIAL¹⁶ OF TOTAL CASES DISPOSED⁸



**ONTARIO COURT OF JUSTICE CRIMINAL MODERNIZATION COMMITTEE
BARRIE DASHBOARD¹⁹
CASES PENDING AS OF DECEMBER 31, 2020**

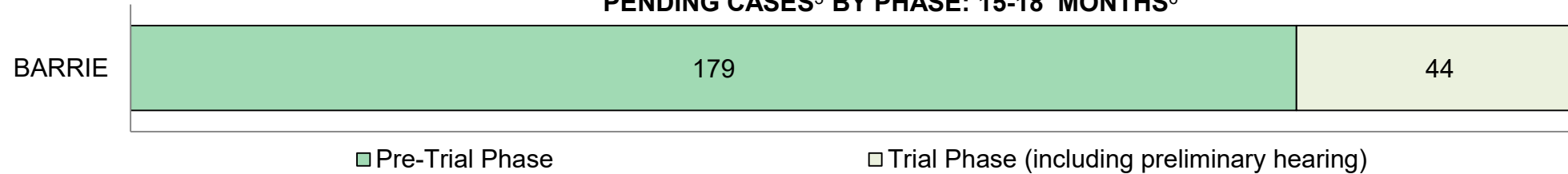
PERCENTAGE OF PENDING CASES³ BY PENDING AGE⁶




Pending Cases³ by Pending Age⁶ and Percentage of Pending Cases In-Custody¹⁷ and Out-of-Custody¹⁸

| Court Location | Over 18 months | 15-18 months | 10-15 months | 8-10 months | 0-8 months | Total |
|----------------|----------------|--------------|--------------|-------------|------------|--------------|
| BARRIE | 395 | 223 | 766 | 523 | 4,465 | 6,372 |
| In-Custody | 11% | 9% | 17% | 13% | 13% | 13% |
| Out-of-Custody | 89% | 91% | 83% | 87% | 87% | 87% |

PENDING CASES³ BY PHASE: 15-18 MONTHS⁶



PENDING CASES³ BY PHASE: OVER 18 MONTHS⁶



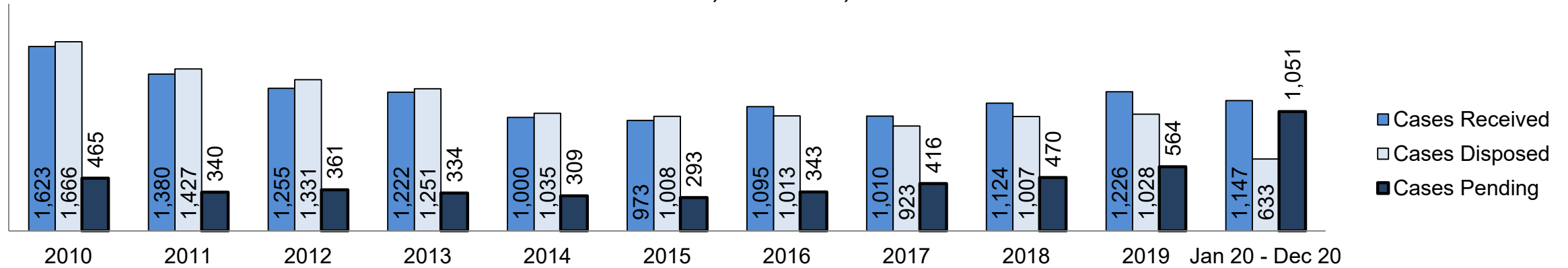
**ONTARIO COURT OF JUSTICE CRIMINAL MODERNIZATION COMMITTEE
BRACEBRIDGE DASHBOARD¹⁹**

| Key Metric | | Jan 20 - Dec 20 | | 2014 Baseline Median* | Change from 2014 Baseline Median | |
|--------------|---|-------------------------------------|--------------------|-----------------------|----------------------------------|--------|
| | | Percent | Cases ¹ | | | |
| Bail | Disposed cases that began in the Bail Phase | | 17.4% | 110 | 33.5% | -16.1% |
| | Bail cases with a bail outcome (release order or detention order) | Total | 51.8% | 57 | 50.7% | 1.1% |
| | | Bail Disposition with 1 appearance | 71.9% | 41 | 52.9% | 19.1% |
| | | Bail Disposition in 1-3 days | 87.7% | 50 | 73.8% | 14.0% |
| | Bail cases with no bail disposition but with a case disposition | Total | 48.2% | 53 | 49.3% | -1.1% |
| | | Case disposition in 1-3 appearances | 5.7% | 3 | 33.4% | -27.7% |
| | | Case disposition in 0-3 months | 43.4% | 23 | 77.3% | -33.9% |
| | | Case disposition rate before trial | 92.5% | 49 | 91.8% | 0.6% |
| Before Trial | Disposition rate (includes bail cases with case dispositions) | | 94.2% | 596 | 85.7% | 8.5% |
| | Disposed within 1-3 appearances (net of bench warrant cases) | | 40.6% | 176 | 47.2% | -6.7% |
| | Disposed within 0-3 months (net of bench warrant cases) | | 45.4% | 197 | 62.6% | -17.2% |
| Trial | Collapse Rate at Trial ² | | 73.0% | 27 | 66.9% | 6.1% |

| Cases Pending ³ as of December 31, 2020 | | Percent | Cases ¹ | Cases in the Pre-Trial Phase ⁴ | Cases in the Trial Phase ⁵ (including preliminary hearing) |
|--|----------------|---------------|--------------------|---|---|
| Age of All Pending Cases ⁶ | 0-8 months | 67.6% | 711 | 711 | 0 |
| | 8-10 months | 8.6% | 90 | 88 | 2 |
| | 10-15 months | 14.5% | 152 | 146 | 6 |
| | 15-18 months | 4.0% | 42 | 36 | 6 |
| | Over 18 months | 5.3% | 56 | 37 | 19 |
| Total | | 100.0% | 1,051 | 1,018 | 33 |

**ONTARIO COURT OF JUSTICE CRIMINAL MODERNIZATION COMMITTEE
BRACEBRIDGE DASHBOARD¹⁹**

CASES RECEIVED⁷, DISPOSED⁸, AND PENDING³



Cases Received⁷ by Offence Group

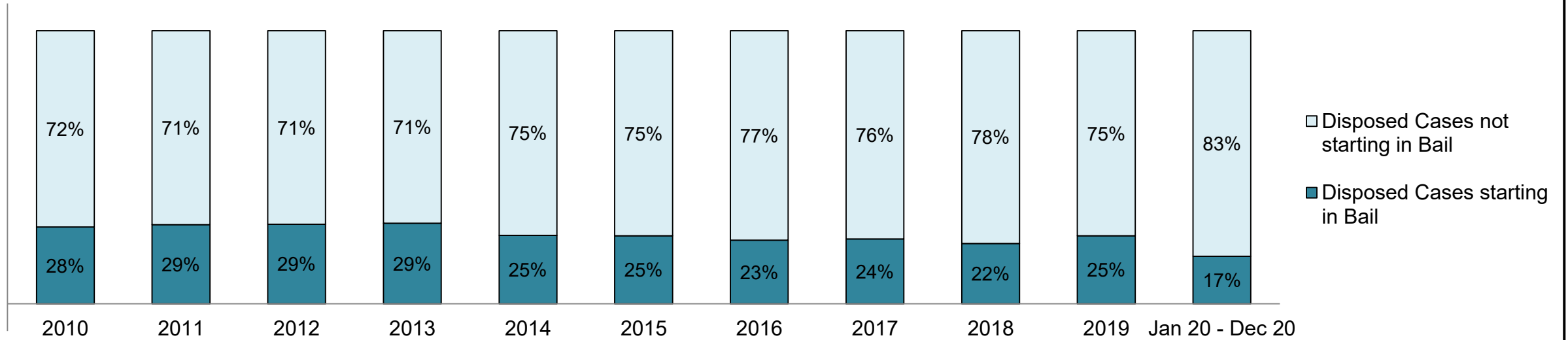
| Offence Group ⁹ | 2010 | 2011 | 2012 | 2013 | 2014 | 2015 | 2016 | 2017 | 2018 | 2019 | Jan 20 - Dec 20 |
|----------------------------|------|------|------|------|------|------|------|------|------|------|-----------------|
| Crimes Against The Person | 336 | 367 | 290 | 287 | 267 | 254 | 284 | 290 | 291 | 306 | 271 |
| Crimes Against Property | 299 | 262 | 270 | 263 | 214 | 207 | 232 | 210 | 236 | 249 | 245 |
| Administration of Justice | 290 | 289 | 277 | 236 | 201 | 187 | 214 | 203 | 294 | 297 | 236 |
| Other Criminal Code | 52 | 61 | 61 | 62 | 57 | 31 | 41 | 36 | 46 | 69 | 58 |
| Criminal Code Traffic | 295 | 213 | 199 | 220 | 170 | 183 | 206 | 191 | 175 | 203 | 219 |
| Federal Statute | 351 | 188 | 158 | 154 | 91 | 111 | 118 | 80 | 82 | 102 | 118 |

Cases Pending³ by Offence Group

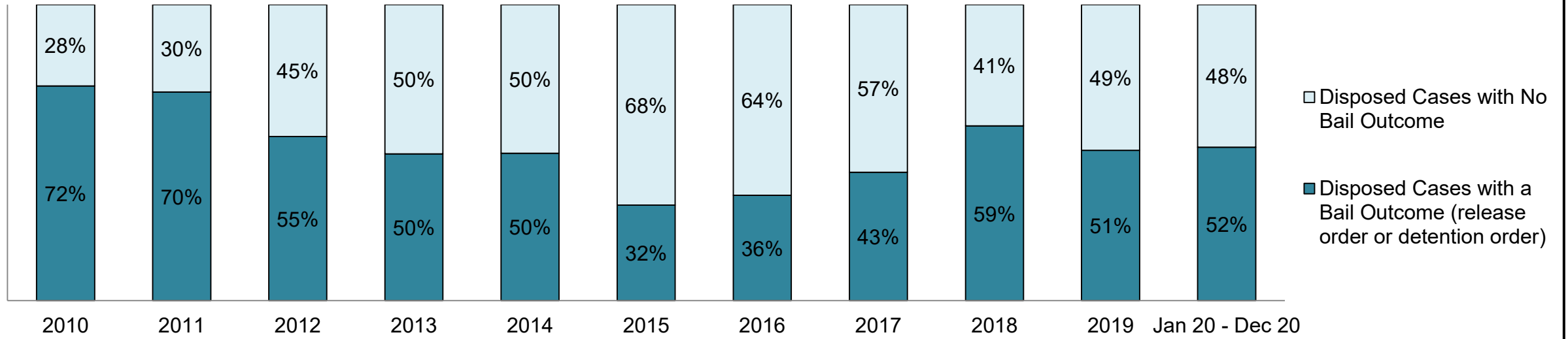
| Offence Group ⁹ | 2010 | 2011 | 2012 | 2013 | 2014 | 2015 | 2016 | 2017 | 2018 | 2019 | Jan 20 - Dec 20 |
|----------------------------|------|------|------|------|------|------|------|------|------|------|-----------------|
| Crimes Against The Person | 125 | 96 | 98 | 97 | 91 | 71 | 104 | 134 | 148 | 179 | 270 |
| Crimes Against Property | 67 | 70 | 99 | 66 | 74 | 74 | 85 | 80 | 90 | 108 | 221 |
| Administration of Justice | 51 | 40 | 45 | 43 | 39 | 30 | 32 | 58 | 81 | 84 | 191 |
| Other Criminal Code | 19 | 16 | 15 | 17 | 29 | 15 | 12 | 15 | 19 | 30 | 55 |
| Criminal Code Traffic | 101 | 73 | 68 | 77 | 60 | 71 | 77 | 97 | 90 | 102 | 193 |
| Federal Statute | 102 | 45 | 36 | 34 | 16 | 32 | 33 | 32 | 42 | 61 | 121 |

ONTARIO COURT OF JUSTICE CRIMINAL MODERNIZATION COMMITTEE BRACEBRIDGE DASHBOARD¹⁹

PERCENTAGE OF DISPOSED CASES⁸ STARTING IN BAIL

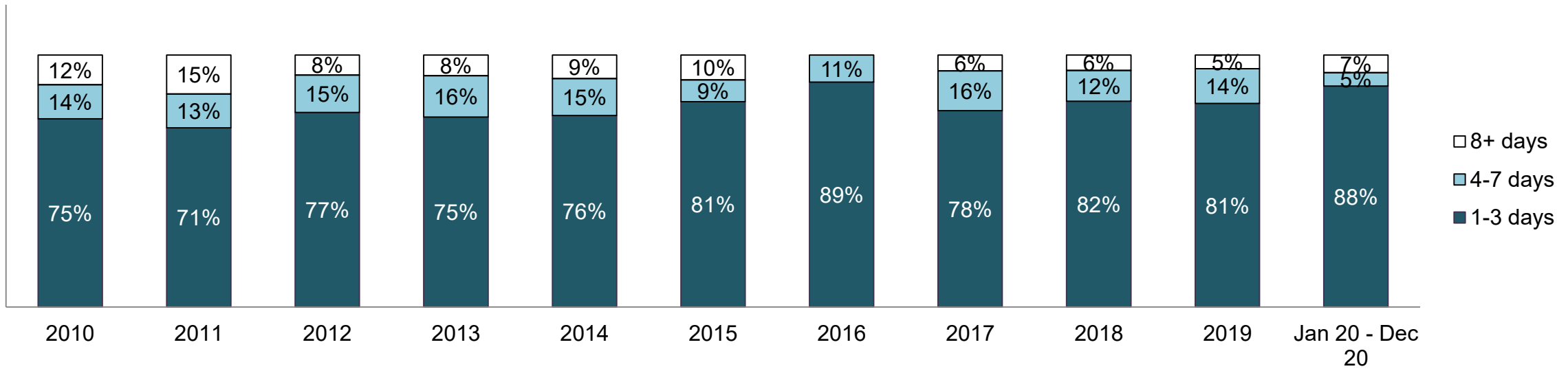


PERCENTAGE OF DISPOSED CASES⁸ STARTING IN BAIL BY BAIL OUTCOME

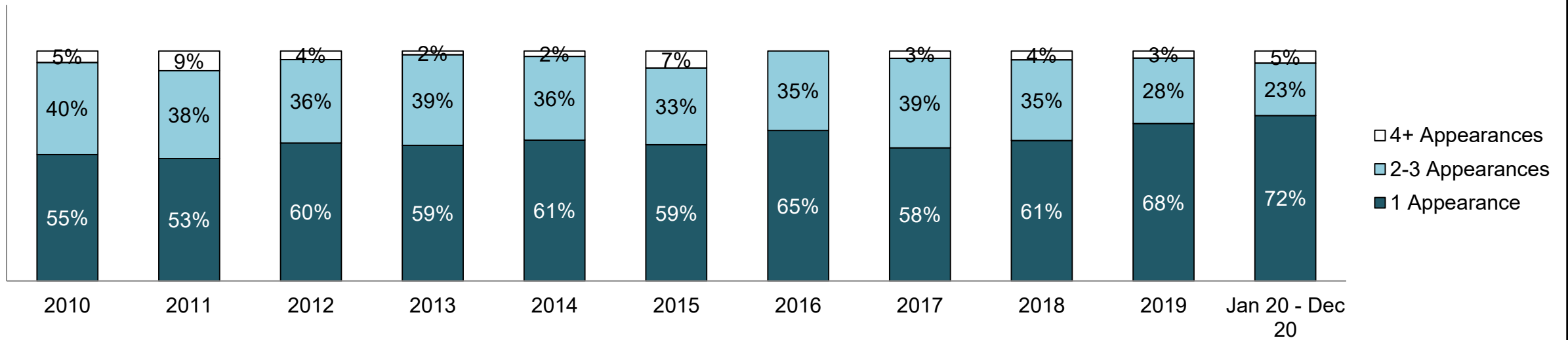


ONTARIO COURT OF JUSTICE CRIMINAL MODERNIZATION COMMITTEE BRACEBRIDGE DASHBOARD¹⁹

PERCENTAGE OF BAIL CASES BY DAYS FROM FIRST BAIL APPEARANCE TO BAIL DISPOSITION

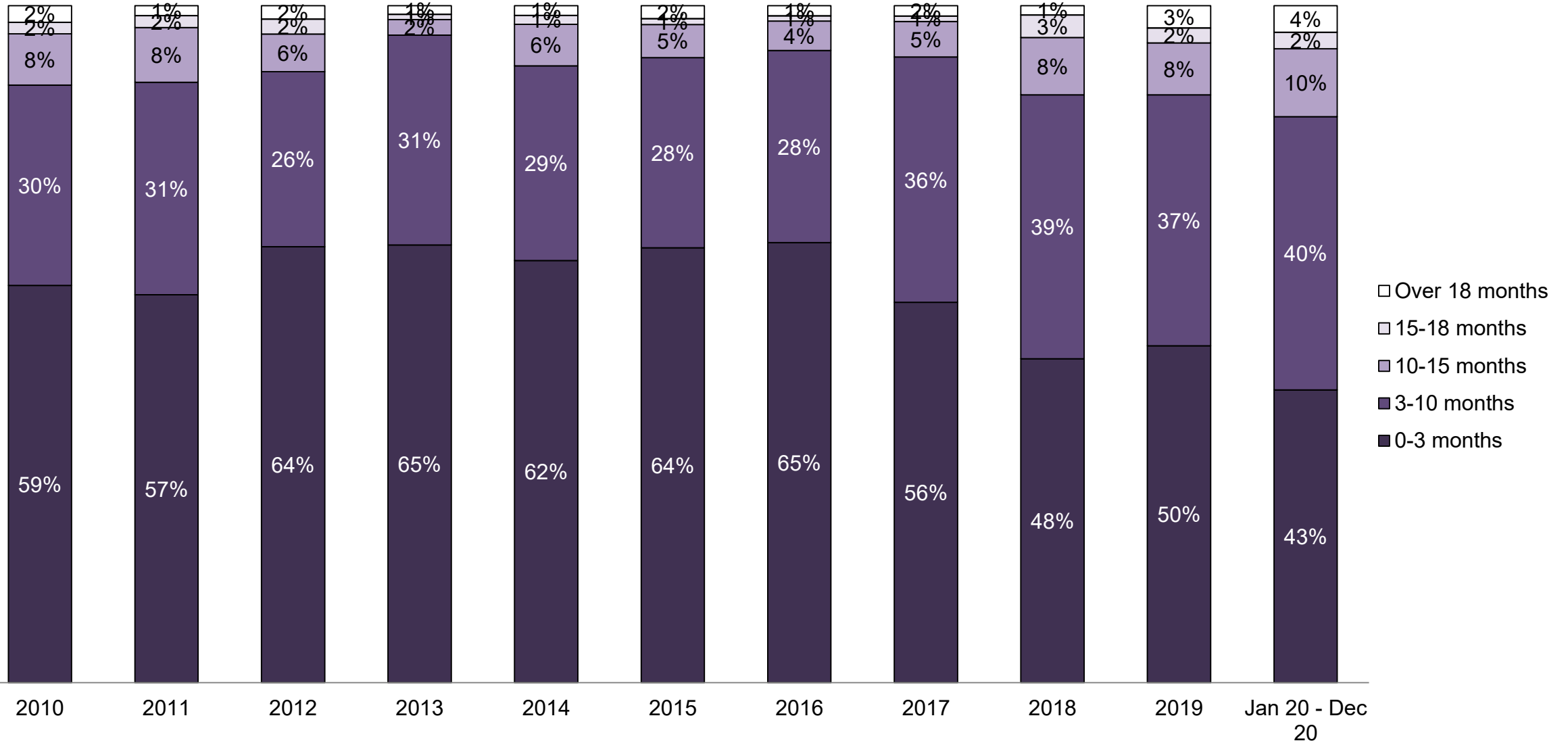


PERCENTAGE OF BAIL CASES BY NUMBER OF APPEARANCES FROM FIRST BAIL APPEARANCE TO BAIL DISPOSITION

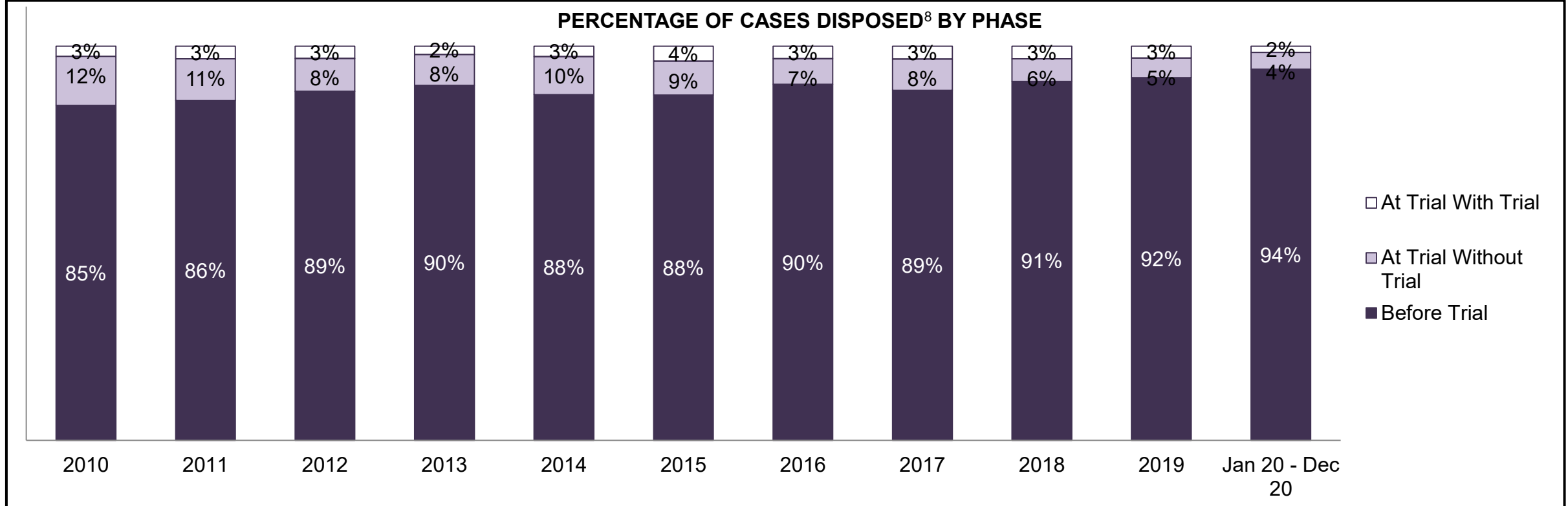


**ONTARIO COURT OF JUSTICE CRIMINAL MODERNIZATION COMMITTEE
BRACEBRIDGE DASHBOARD¹⁹**

PERCENTAGE OF DISPOSED CASES⁸ BY MONTHS TO DISPOSITION¹⁰



**ONTARIO COURT OF JUSTICE CRIMINAL MODERNIZATION COMMITTEE
BRACEBRIDGE DASHBOARD¹⁹**

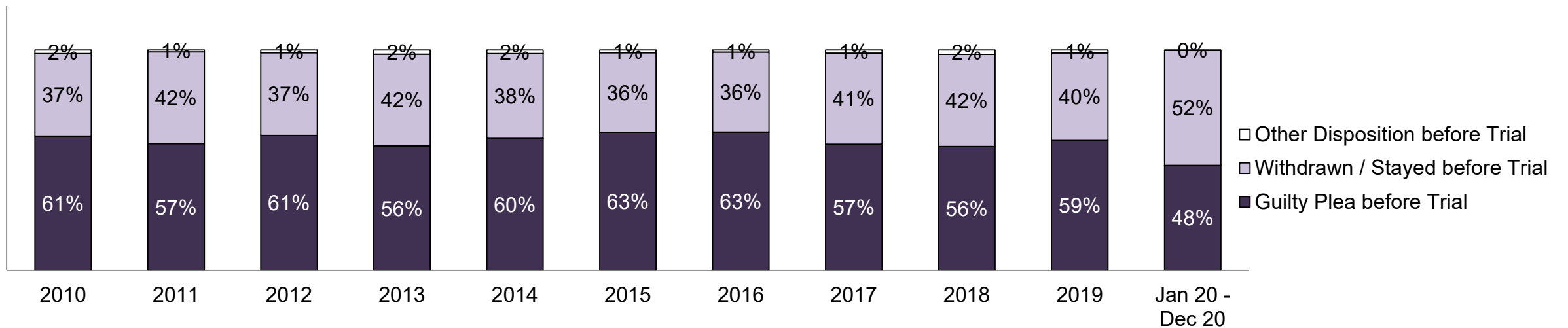


Cases Disposed⁸ by Phase and Percentage of In-Custody¹¹, Out-of-Custody¹² Cases at Case Disposition

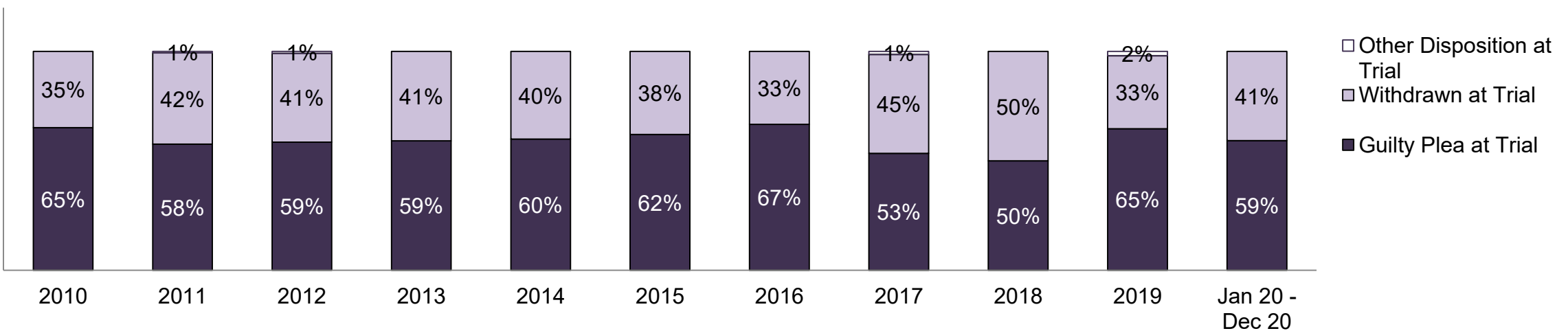
| Phases | 2010 | 2011 | 2012 | 2013 | 2014 | 2015 | 2016 | 2017 | 2018 | 2019 | Jan 20 - Dec 20 |
|-------------------------------|-------|-------|-------|-------|------|------|------|------|------|------|-----------------|
| At Trial With Trial | 43 | 46 | 41 | 26 | 27 | 38 | 32 | 30 | 32 | 31 | 10 |
| In-Custody | 9% | 11% | 0% | 12% | 7% | 18% | 9% | 3% | 0% | 10% | 0% |
| Out-of-Custody | 91% | 89% | 100% | 88% | 93% | 82% | 91% | 97% | 100% | 90% | 100% |
| At Trial Without Trial | 207 | 151 | 111 | 98 | 100 | 87 | 66 | 73 | 58 | 51 | 27 |
| In-Custody | 8% | 7% | 12% | 14% | 5% | 16% | 17% | 10% | 9% | 10% | 15% |
| Out-of-Custody | 92% | 93% | 88% | 86% | 95% | 84% | 83% | 90% | 91% | 90% | 85% |
| Before Trial | 1,416 | 1,230 | 1,179 | 1,127 | 908 | 883 | 915 | 820 | 917 | 946 | 596 |
| In-Custody | 19% | 20% | 20% | 20% | 18% | 18% | 16% | 16% | 10% | 14% | 10% |
| Out-of-Custody | 81% | 80% | 80% | 80% | 82% | 82% | 84% | 84% | 90% | 86% | 90% |

ONTARIO COURT OF JUSTICE CRIMINAL MODERNIZATION COMMITTEE BRACEBRIDGE DASHBOARD¹⁹

PERCENTAGE OF CASES DISPOSED⁸ BEFORE TRIAL BY OUTCOME

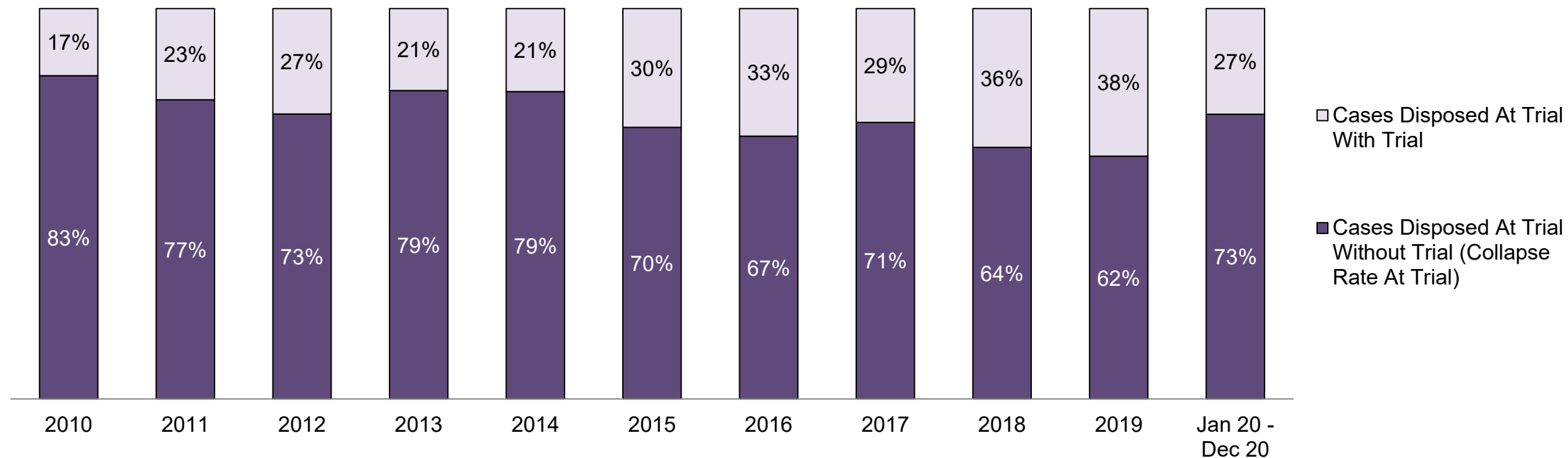


PERCENTAGE OF CASES DISPOSED⁸ AT TRIAL WITHOUT TRIAL (CASES COLLAPSED AT TRIAL) BY OUTCOME



ONTARIO COURT OF JUSTICE CRIMINAL MODERNIZATION COMMITTEE BRACEBRIDGE DASHBOARD¹⁹

PERCENTAGE OF CASES DISPOSED⁸ BY PHASE FOR CASES SET FOR TRIAL¹³

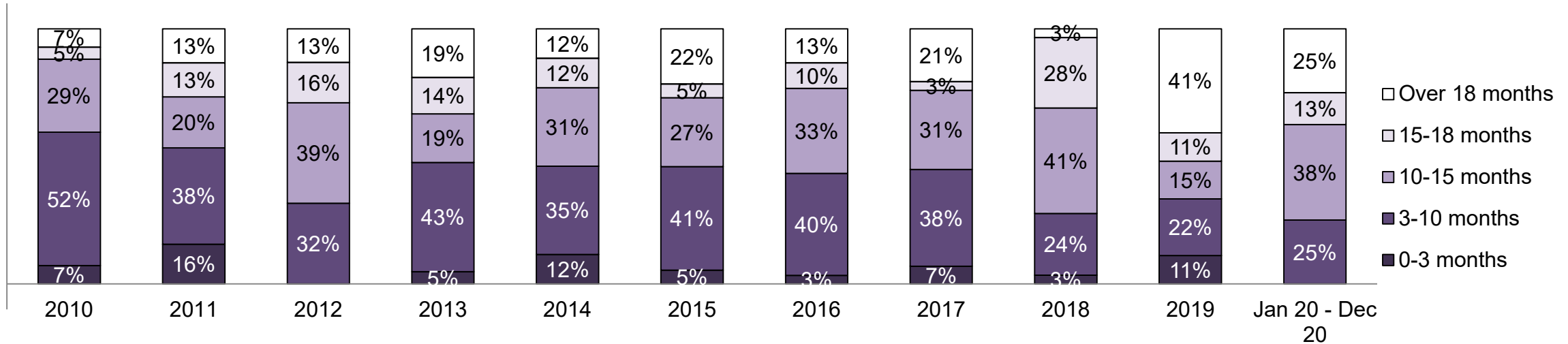


Percentage of Cases Disposed⁸ At Trial Without Trial (Collapse Rate At Trial²) by Offence Group At Disposition

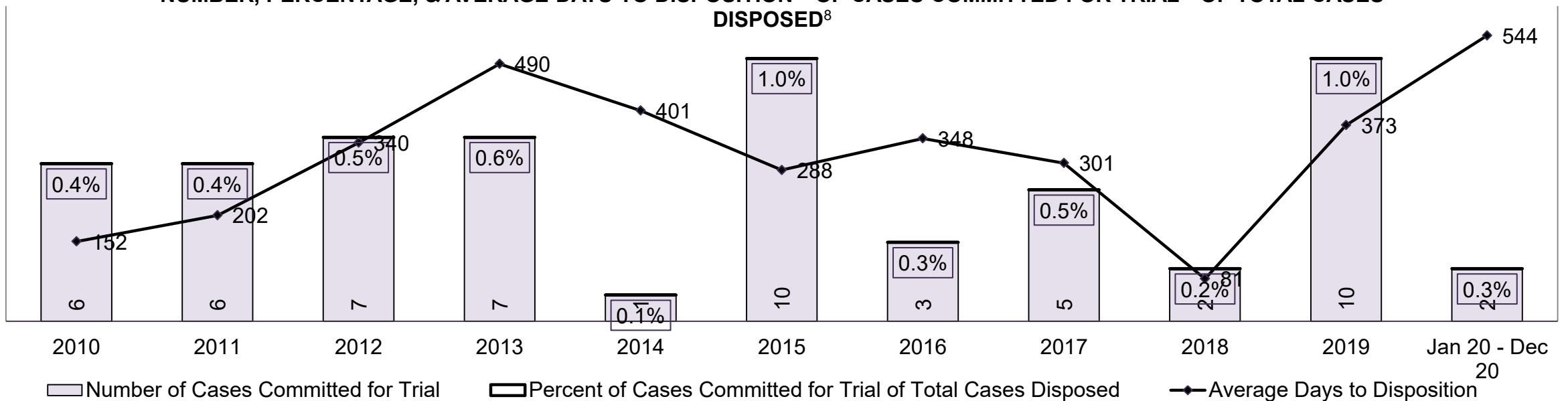
| Offence Group at Disposition ¹⁴ | 2010 | 2011 | 2012 | 2013 | 2014 | 2015 | 2016 | 2017 | 2018 | 2019 | Jan 20 - Dec 20 |
|--|-------------|-------------|-------------|-------------|-------------|-------------|-------------|-------------|-------------|-------------|-----------------|
| Crimes Against The Person | 30% | 28% | 32% | 35% | 38% | 38% | 37% | 38% | 42% | 50% | 59% |
| Crimes Against Property | 12% | 8% | 11% | 11% | 9% | 18% | 21% | 17% | 9% | 10% | 5% |
| Administration of Justice | 12% | 12% | 11% | 15% | 10% | 12% | 8% | 13% | 13% | 9% | 8% |
| Other Criminal Code | 4% | 5% | 5% | 8% | 3% | 6% | 5% | 3% | 4% | 6% | 8% |
| Criminal Code Traffic | 37% | 31% | 34% | 23% | 28% | 25% | 21% | 21% | 30% | 21% | 14% |
| Federal Statute | 4% | 16% | 7% | 8% | 11% | 1% | 7% | 8% | 1% | 5% | 5% |
| Total | 100% | 100% | 100% | 100% | 100% | 100% | 100% | 100% | 100% | 100% | 100% |

ONTARIO COURT OF JUSTICE CRIMINAL MODERNIZATION COMMITTEE BRACEBRIDGE DASHBOARD¹⁹

PERCENTAGE OF CASES DISPOSED⁸ AT TRIAL WITH TRIAL BY MONTHS TO DISPOSITION¹⁰

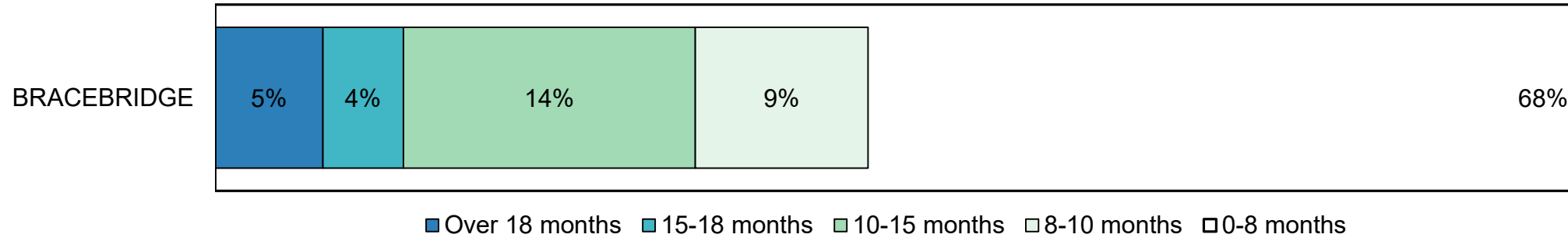


NUMBER, PERCENTAGE, & AVERAGE DAYS TO DISPOSITION¹⁵ OF CASES COMMITTED FOR TRIAL¹⁶ OF TOTAL CASES DISPOSED⁸



**ONTARIO COURT OF JUSTICE CRIMINAL MODERNIZATION COMMITTEE
BRACEBRIDGE DASHBOARD¹⁹
CASES PENDING AS OF DECEMBER 31, 2020**

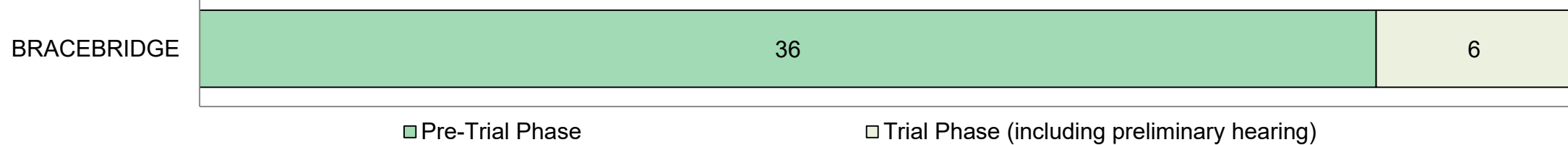
PERCENTAGE OF PENDING CASES³ BY PENDING AGE⁶



Pending Cases³ by Pending Age⁶ and Percentage of Pending Cases In-Custody¹⁷ and Out-of-Custody¹⁸

| Court Location | Over 18 months | 15-18 months | 10-15 months | 8-10 months | 0-8 months | Total |
|--------------------|----------------|--------------|--------------|-------------|------------|--------------|
| BRACEBRIDGE | 56 | 42 | 152 | 90 | 711 | 1,051 |
| In-Custody | 16% | 12% | 20% | 9% | 14% | 14% |
| Out-of-Custody | 84% | 88% | 80% | 91% | 86% | 86% |

PENDING CASES³ BY PHASE: 15-18 MONTHS⁶



PENDING CASES³ BY PHASE: OVER 18 MONTHS⁶



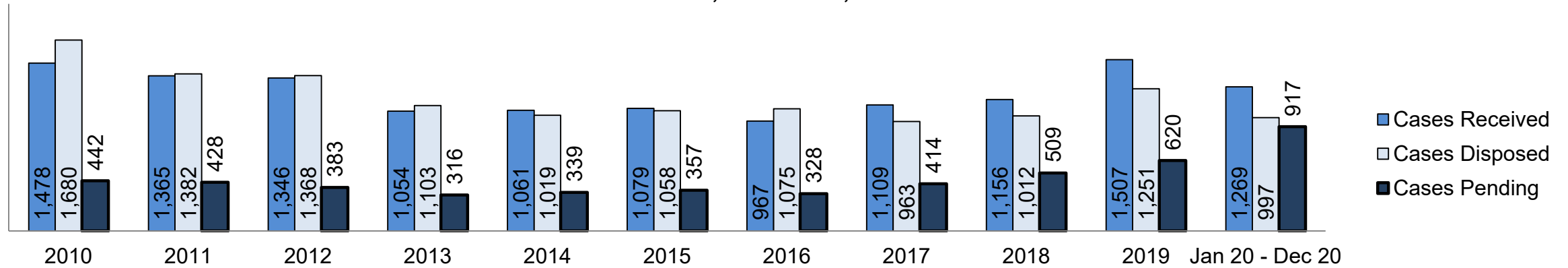
**ONTARIO COURT OF JUSTICE CRIMINAL MODERNIZATION COMMITTEE
COBOURG DASHBOARD¹⁹**

| Key Metric | | Jan 20 - Dec 20 | | 2014 Baseline Median* | Change from 2014 Baseline Median | |
|------------------------------------|---|-------------------------------------|--------------------|-----------------------|----------------------------------|--------|
| | | Percent | Cases ¹ | | | |
| Bail | Disposed cases that began in the Bail Phase | | 30.9% | 308 | 33.5% | -2.6% |
| | Bail cases with a bail outcome (release order or detention order) | Total | 48.4% | 149 | 50.7% | -2.3% |
| | | Bail Disposition with 1 appearance | 51.7% | 77 | 52.9% | -1.2% |
| | | Bail Disposition in 1-3 days | 71.1% | 106 | 73.8% | -2.6% |
| | Bail cases with no bail disposition but with a case disposition | Total | 51.6% | 159 | 49.3% | 2.3% |
| | | Case disposition in 1-3 appearances | 18.9% | 30 | 33.4% | -14.5% |
| | | Case disposition in 0-3 months | 66.7% | 106 | 77.3% | -10.6% |
| Case disposition rate before trial | | 89.9% | 143 | 91.8% | -1.9% | |
| Before Trial | Disposition rate (includes bail cases with case dispositions) | | 92.7% | 924 | 85.7% | 7.0% |
| | Disposed within 1-3 appearances (net of bench warrant cases) | | 26.7% | 225 | 47.2% | -20.5% |
| | Disposed within 0-3 months (net of bench warrant cases) | | 39.0% | 329 | 62.6% | -23.5% |
| Trial | Collapse Rate at Trial ² | | 64.4% | 47 | 66.9% | -2.5% |

| Cases Pending ³ as of December 31, 2020 | | Percent | Cases ¹ | Cases in the Pre-Trial Phase ⁴ | Cases in the Trial Phase ⁵ (including preliminary hearing) |
|--|----------------|---------------|--------------------|---|---|
| Age of All Pending Cases⁶ | 0-8 months | 62.6% | 574 | 569 | 5 |
| | 8-10 months | 11.7% | 107 | 104 | 3 |
| | 10-15 months | 17.1% | 157 | 149 | 8 |
| | 15-18 months | 5.1% | 47 | 42 | 5 |
| | Over 18 months | 3.5% | 32 | 15 | 17 |
| Total | | 100.0% | 917 | 879 | 38 |

ONTARIO COURT OF JUSTICE CRIMINAL MODERNIZATION COMMITTEE COBOURG DASHBOARD¹⁹

CASES RECEIVED⁷, DISPOSED⁸, AND PENDING³



Cases Received⁷ by Offence Group

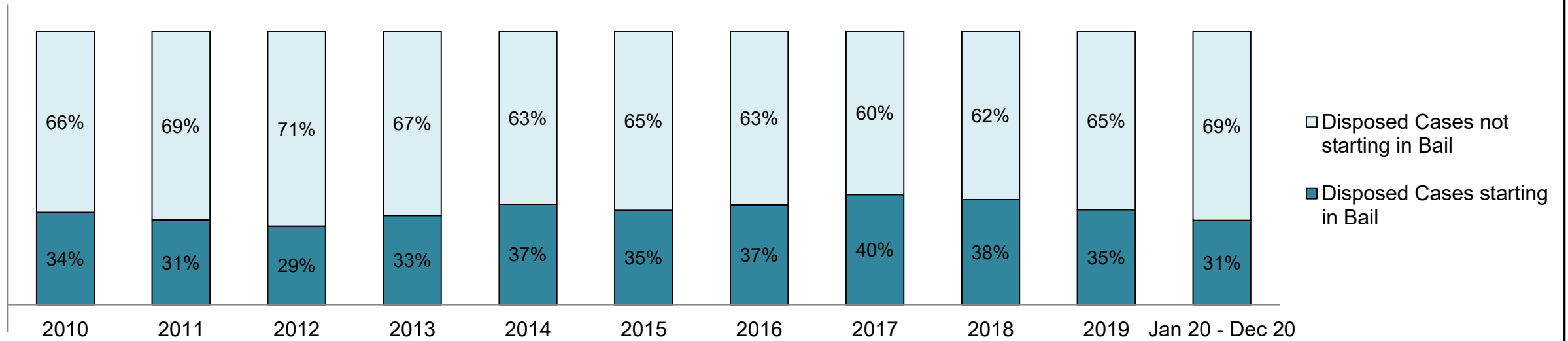
| Offence Group ⁹ | 2010 | 2011 | 2012 | 2013 | 2014 | 2015 | 2016 | 2017 | 2018 | 2019 | Jan 20 - Dec 20 |
|----------------------------|------|------|------|------|------|------|------|------|------|------|-----------------|
| Crimes Against The Person | 415 | 361 | 325 | 319 | 264 | 321 | 263 | 282 | 286 | 329 | 273 |
| Crimes Against Property | 371 | 296 | 313 | 219 | 242 | 196 | 239 | 266 | 269 | 334 | 278 |
| Administration of Justice | 317 | 281 | 253 | 188 | 196 | 197 | 185 | 279 | 333 | 421 | 327 |
| Other Criminal Code | 49 | 44 | 76 | 32 | 52 | 80 | 42 | 54 | 54 | 77 | 69 |
| Criminal Code Traffic | 163 | 186 | 193 | 136 | 153 | 150 | 128 | 129 | 107 | 177 | 165 |
| Federal Statute | 163 | 197 | 186 | 160 | 154 | 135 | 110 | 99 | 107 | 169 | 157 |

Cases Pending³ by Offence Group

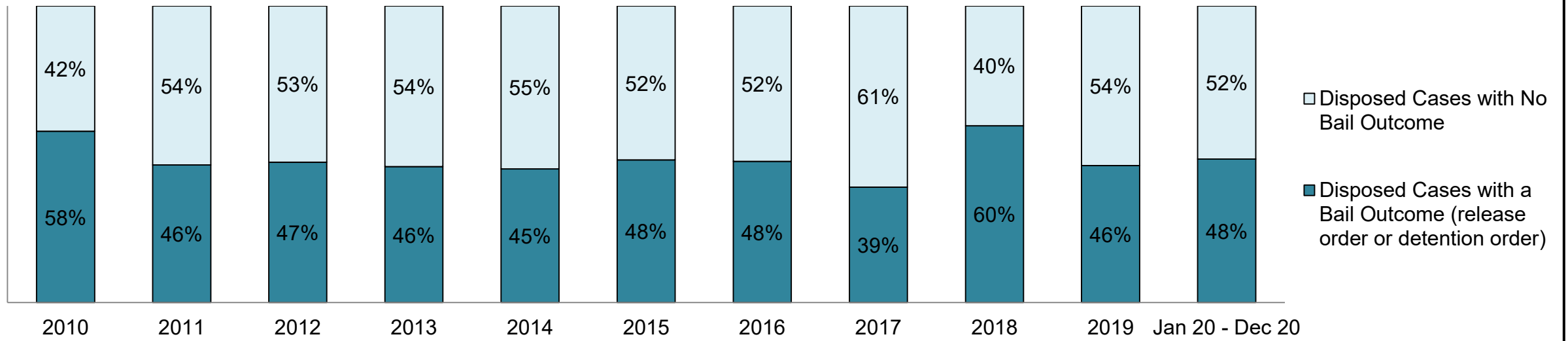
| Offence Group ⁹ | 2010 | 2011 | 2012 | 2013 | 2014 | 2015 | 2016 | 2017 | 2018 | 2019 | Jan 20 - Dec 20 |
|----------------------------|------|------|------|------|------|------|------|------|------|------|-----------------|
| Crimes Against The Person | 147 | 148 | 114 | 117 | 100 | 122 | 96 | 132 | 168 | 194 | 227 |
| Crimes Against Property | 115 | 82 | 79 | 63 | 81 | 71 | 81 | 83 | 114 | 132 | 199 |
| Administration of Justice | 72 | 61 | 61 | 32 | 43 | 37 | 38 | 77 | 112 | 106 | 187 |
| Other Criminal Code | 21 | 19 | 20 | 14 | 20 | 19 | 14 | 19 | 27 | 45 | 49 |
| Criminal Code Traffic | 44 | 57 | 50 | 38 | 40 | 60 | 54 | 54 | 50 | 70 | 144 |
| Federal Statute | 43 | 61 | 59 | 52 | 55 | 48 | 45 | 49 | 38 | 73 | 111 |

ONTARIO COURT OF JUSTICE CRIMINAL MODERNIZATION COMMITTEE COBOURG DASHBOARD¹⁹

PERCENTAGE OF DISPOSED CASES⁸ STARTING IN BAIL

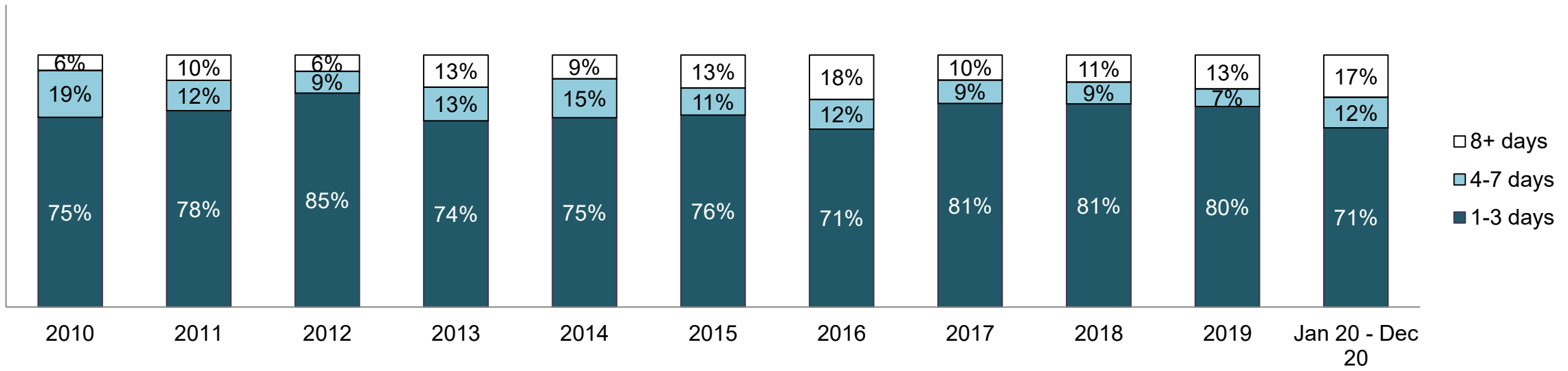


PERCENTAGE OF DISPOSED CASES⁸ STARTING IN BAIL BY BAIL OUTCOME

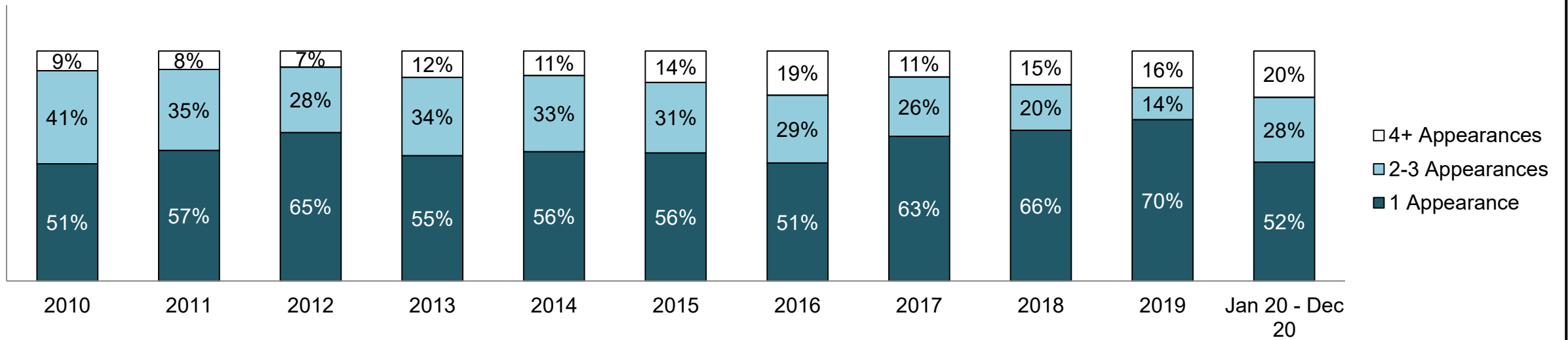


ONTARIO COURT OF JUSTICE CRIMINAL MODERNIZATION COMMITTEE COBOURG DASHBOARD¹⁹

PERCENTAGE OF BAIL CASES BY DAYS FROM FIRST BAIL APPEARANCE TO BAIL DISPOSITION

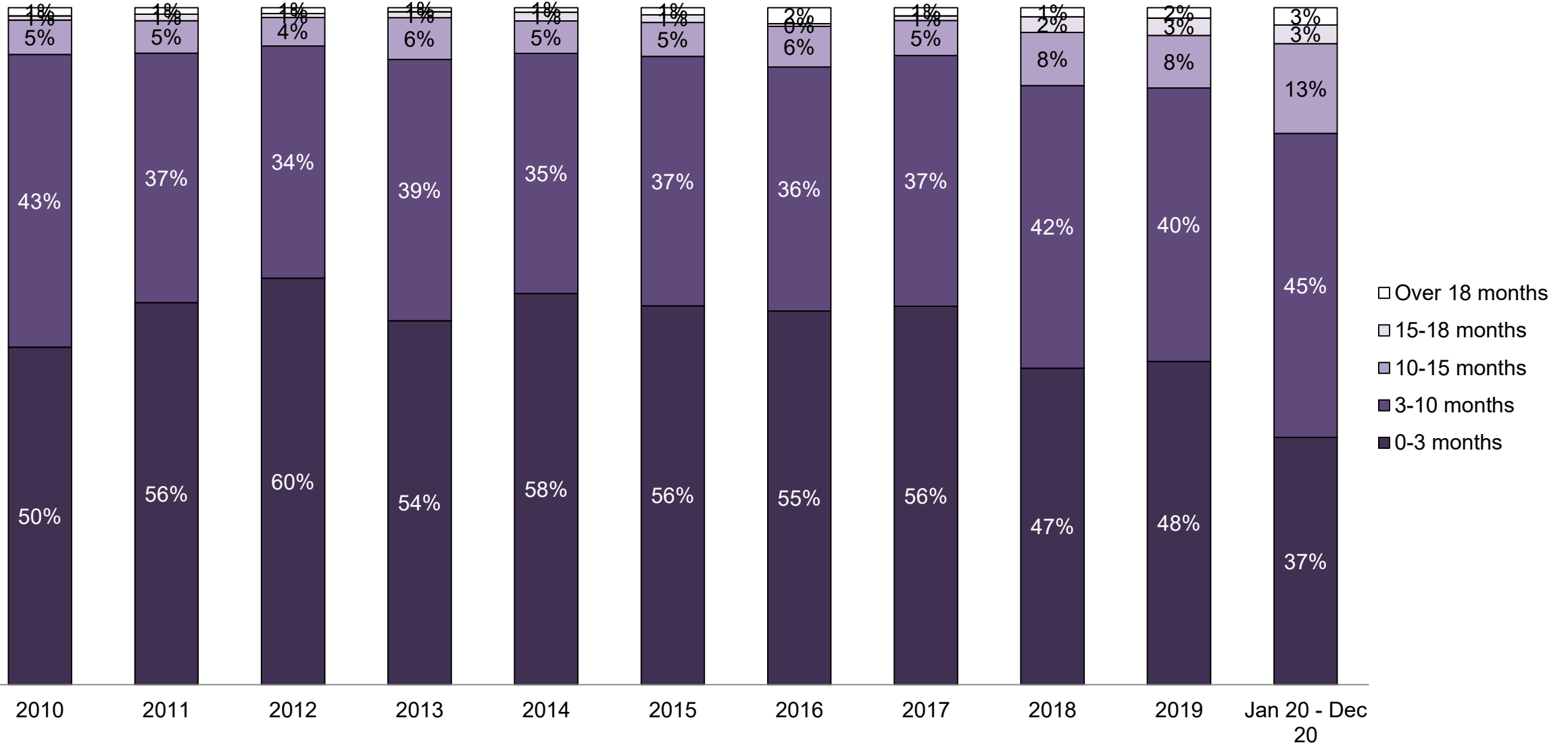


PERCENTAGE OF BAIL CASES BY NUMBER OF APPEARANCES FROM FIRST BAIL APPEARANCE TO BAIL DISPOSITION

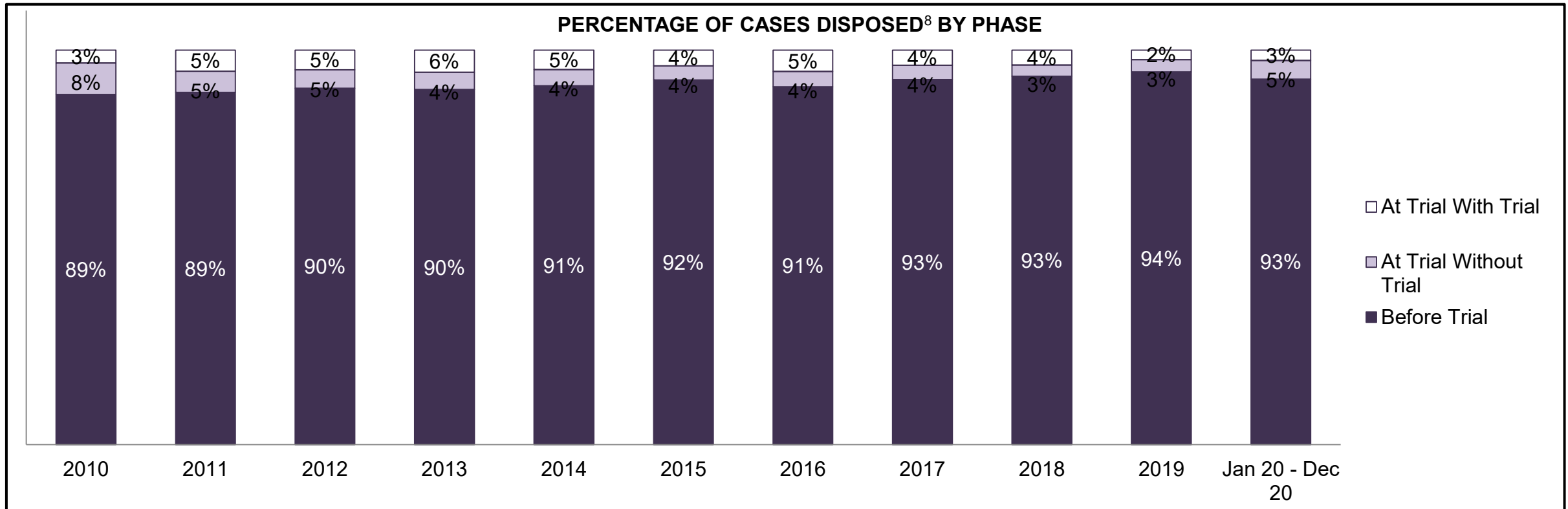


ONTARIO COURT OF JUSTICE CRIMINAL MODERNIZATION COMMITTEE COBOURG DASHBOARD¹⁹

PERCENTAGE OF DISPOSED CASES⁸ BY MONTHS TO DISPOSITION¹⁰



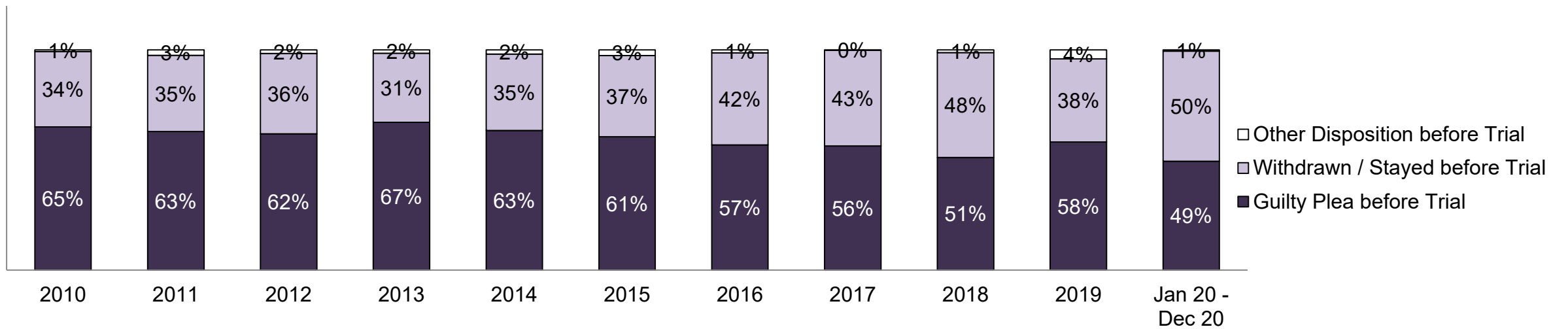
**ONTARIO COURT OF JUSTICE CRIMINAL MODERNIZATION COMMITTEE
COBOURG DASHBOARD¹⁹**



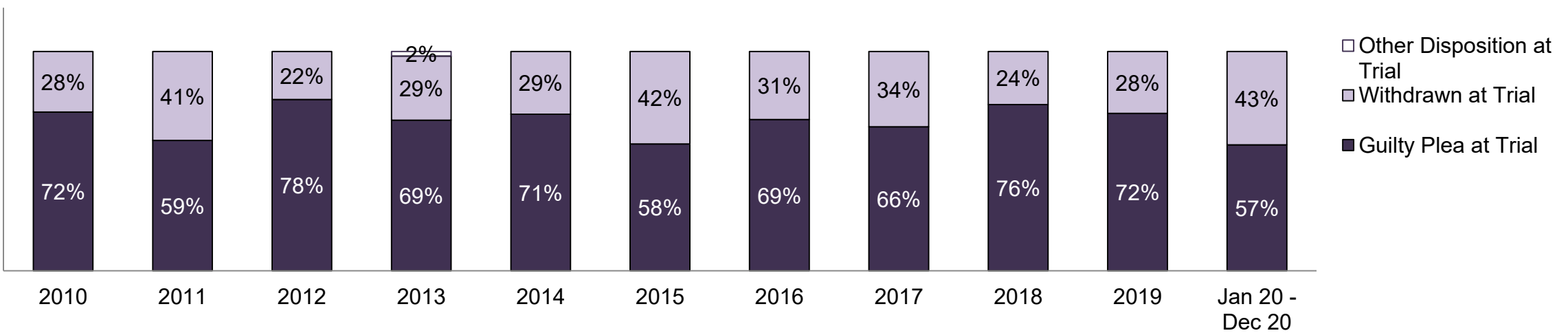
| Cases Disposed⁸ by Phase and Percentage of In-Custody¹¹, Out-of-Custody¹² Cases at Case Disposition | | | | | | | | | | | |
|---|-------------|-------------|-------------|-------------|-------------|-------------|-------------|-------------|-------------|-------------|------------------------|
| Phases | 2010 | 2011 | 2012 | 2013 | 2014 | 2015 | 2016 | 2017 | 2018 | 2019 | Jan 20 - Dec 20 |
| At Trial With Trial | 55 | 74 | 68 | 62 | 50 | 42 | 58 | 37 | 38 | 30 | 26 |
| In-Custody | 15% | 23% | 15% | 19% | 12% | 29% | 12% | 19% | 11% | 10% | 42% |
| Out-of-Custody | 85% | 77% | 85% | 81% | 88% | 71% | 88% | 81% | 89% | 90% | 58% |
| At Trial Without Trial | 134 | 74 | 64 | 48 | 42 | 38 | 42 | 35 | 29 | 39 | 47 |
| In-Custody | 10% | 16% | 16% | 15% | 26% | 18% | 19% | 17% | 7% | 13% | 13% |
| Out-of-Custody | 90% | 84% | 84% | 85% | 74% | 82% | 81% | 83% | 93% | 87% | 87% |
| Before Trial | 1,491 | 1,234 | 1,236 | 993 | 927 | 978 | 975 | 891 | 945 | 1,182 | 924 |
| In-Custody | 18% | 18% | 17% | 20% | 23% | 19% | 21% | 26% | 16% | 20% | 16% |
| Out-of-Custody | 82% | 82% | 83% | 80% | 77% | 81% | 79% | 74% | 84% | 80% | 84% |

ONTARIO COURT OF JUSTICE CRIMINAL MODERNIZATION COMMITTEE COBOURG DASHBOARD¹⁹

PERCENTAGE OF CASES DISPOSED⁸ BEFORE TRIAL BY OUTCOME

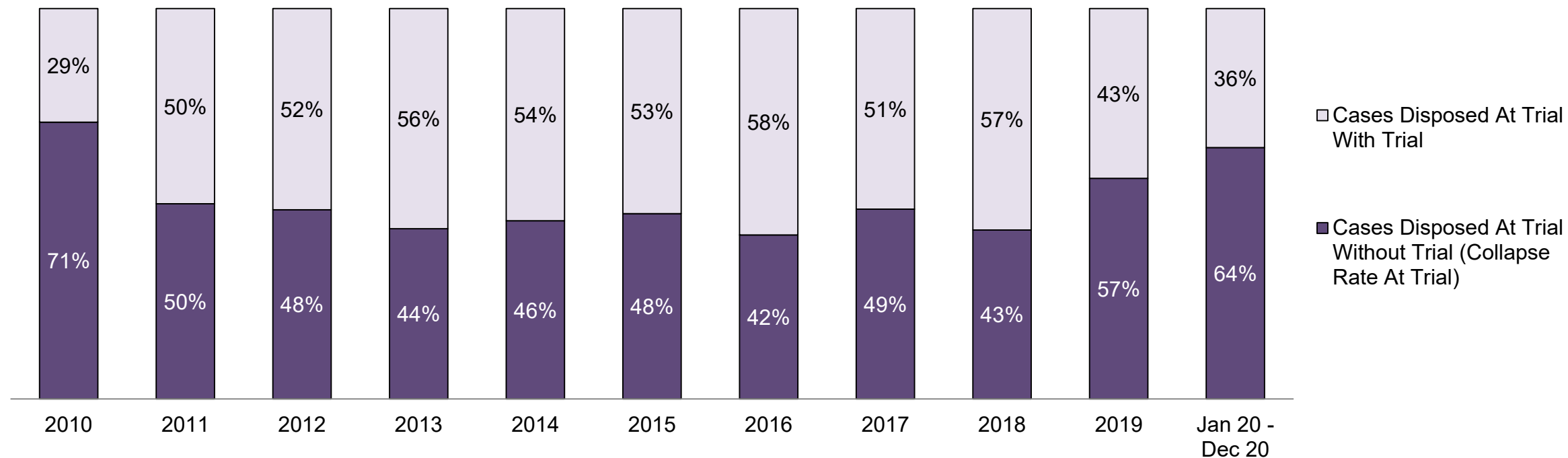


PERCENTAGE OF CASES DISPOSED⁸ AT TRIAL WITHOUT TRIAL (CASES COLLAPSED AT TRIAL) BY OUTCOME



ONTARIO COURT OF JUSTICE CRIMINAL MODERNIZATION COMMITTEE COBOURG DASHBOARD¹⁹

PERCENTAGE OF CASES DISPOSED⁸ BY PHASE FOR CASES SET FOR TRIAL¹³

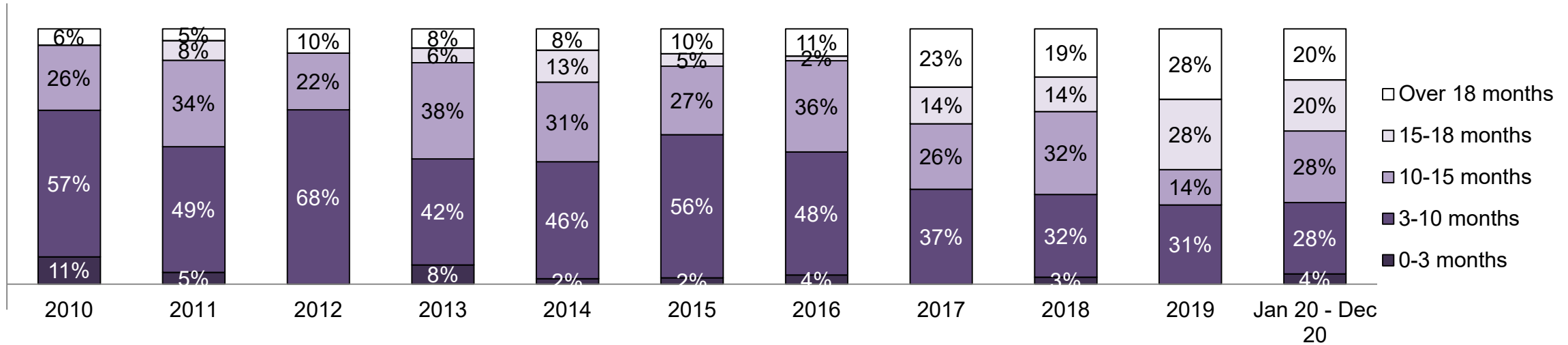


Percentage of Cases Disposed⁸ At Trial Without Trial (Collapse Rate At Trial²) by Offence Group At Disposition

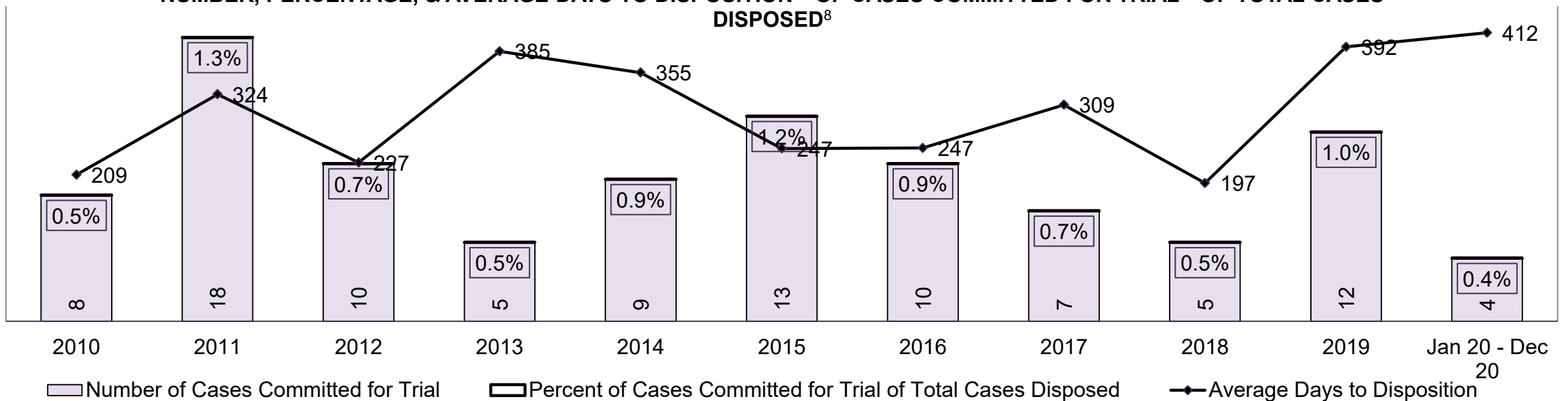
| Offence Group at Disposition ¹⁴ | 2010 | 2011 | 2012 | 2013 | 2014 | 2015 | 2016 | 2017 | 2018 | 2019 | Jan 20 - Dec 20 |
|--|-------------|-------------|-------------|-------------|-------------|-------------|-------------|-------------|-------------|-------------|-----------------|
| Crimes Against The Person | 40% | 49% | 39% | 39% | 47% | 45% | 29% | 38% | 43% | 52% | 38% |
| Crimes Against Property | 13% | 11% | 8% | 12% | 8% | 4% | 15% | 8% | 4% | 7% | 12% |
| Administration of Justice | 14% | 16% | 11% | 14% | 10% | 14% | 9% | 10% | 7% | 9% | 16% |
| Other Criminal Code | 3% | 5% | 14% | 7% | 3% | 10% | 7% | 8% | 1% | 9% | 12% |
| Criminal Code Traffic | 26% | 13% | 20% | 16% | 17% | 11% | 19% | 25% | 34% | 16% | 11% |
| Federal Statute | 5% | 7% | 8% | 12% | 15% | 16% | 21% | 11% | 9% | 7% | 10% |
| Total | 100% | 100% | 100% | 100% | 100% | 100% | 100% | 100% | 100% | 100% | 100% |

ONTARIO COURT OF JUSTICE CRIMINAL MODERNIZATION COMMITTEE COBOURG DASHBOARD¹⁹

PERCENTAGE OF CASES DISPOSED⁸ AT TRIAL WITH TRIAL BY MONTHS TO DISPOSITION¹⁰

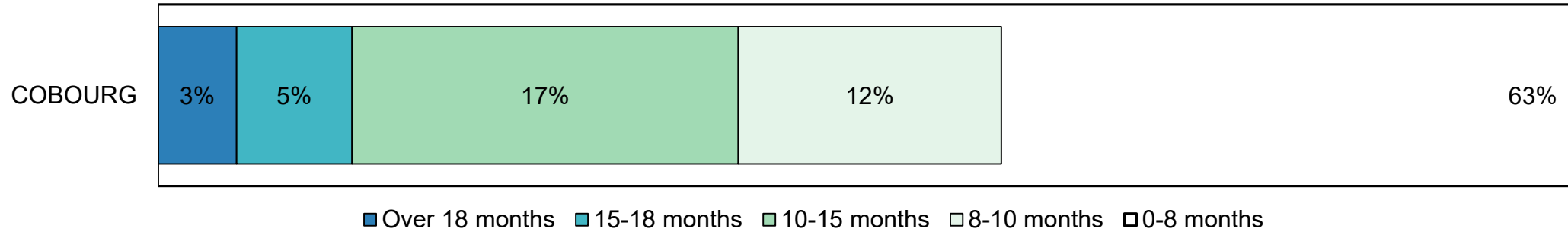


NUMBER, PERCENTAGE, & AVERAGE DAYS TO DISPOSITION¹⁵ OF CASES COMMITTED FOR TRIAL¹⁶ OF TOTAL CASES DISPOSED⁸



**ONTARIO COURT OF JUSTICE CRIMINAL MODERNIZATION COMMITTEE
COBOURG DASHBOARD¹⁹
CASES PENDING AS OF DECEMBER 31, 2020**

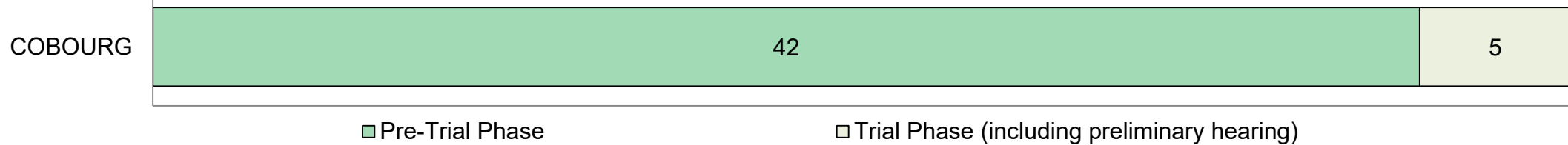
PERCENTAGE OF PENDING CASES³ BY PENDING AGE⁶



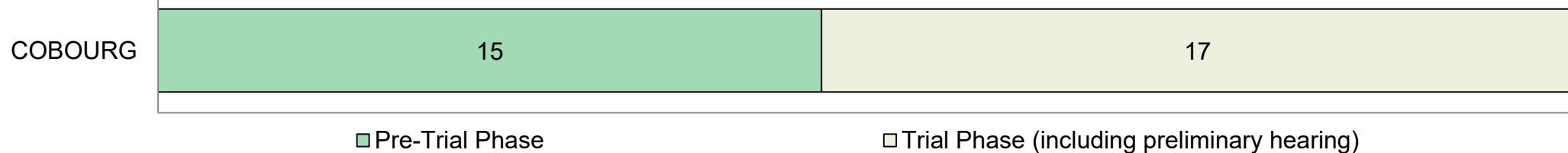
Pending Cases³ by Pending Age⁶ and Percentage of Pending Cases In-Custody¹⁷ and Out-of-Custody¹⁸

| Court Location | Over 18 months | 15-18 months | 10-15 months | 8-10 months | 0-8 months | Total |
|----------------|----------------|--------------|--------------|-------------|------------|------------|
| COBOURG | 32 | 47 | 157 | 107 | 574 | 917 |
| In-Custody | 6% | 9% | 4% | 1% | 5% | 5% |
| Out-of-Custody | 94% | 91% | 96% | 99% | 95% | 95% |

PENDING CASES³ BY PHASE: 15-18 MONTHS⁶



PENDING CASES³ BY PHASE: OVER 18 MONTHS⁶



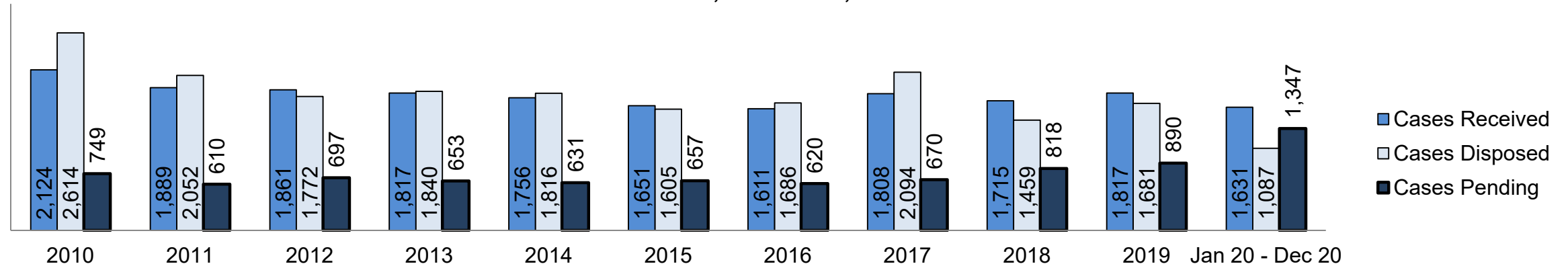
**ONTARIO COURT OF JUSTICE CRIMINAL MODERNIZATION COMMITTEE
LINDSAY DASHBOARD¹⁹**

| Key Metric | | Jan 20 - Dec 20 | | 2014 Baseline Median* | Change from 2014 Baseline Median | |
|---------------------|---|-------------------------------------|--------------------|-----------------------|----------------------------------|--------|
| | | Percent | Cases ¹ | | | |
| Bail | Disposed cases that began in the Bail Phase | | 32.2% | 350 | 33.5% | -1.3% |
| | Bail cases with a bail outcome (release order or detention order) | Total | 57.7% | 202 | 50.7% | 7.0% |
| | | Bail Disposition with 1 appearance | 55.0% | 111 | 52.9% | 2.1% |
| | | Bail Disposition in 1-3 days | 69.3% | 140 | 73.8% | -4.5% |
| | Bail cases with no bail disposition but with a case disposition | Total | 42.3% | 148 | 49.3% | -7.0% |
| | | Case disposition in 1-3 appearances | 12.8% | 19 | 33.4% | -20.5% |
| | | Case disposition in 0-3 months | 62.8% | 93 | 77.3% | -14.5% |
| | | Case disposition rate before trial | 94.6% | 140 | 91.8% | 2.8% |
| Before Trial | Disposition rate (includes bail cases with case dispositions) | | 92.1% | 1,001 | 85.7% | 6.4% |
| | Disposed within 1-3 appearances (net of bench warrant cases) | | 35.5% | 218 | 47.2% | -11.7% |
| | Disposed within 0-3 months (net of bench warrant cases) | | 53.6% | 329 | 62.6% | -9.0% |
| Trial | Collapse Rate at Trial ² | | 62.8% | 54 | 66.9% | -4.1% |

| Cases Pending ³ as of December 31, 2020 | | Percent | Cases ¹ | Cases in the Pre-Trial Phase ⁴ | Cases in the Trial Phase ⁵ (including preliminary hearing) |
|--|----------------|---------------|--------------------|---|---|
| Age of All Pending Cases⁶ | 0-8 months | 80.7% | 1,087 | 1,085 | 2 |
| | 8-10 months | 6.7% | 90 | 90 | 0 |
| | 10-15 months | 6.8% | 91 | 86 | 5 |
| | 15-18 months | 2.6% | 35 | 29 | 6 |
| | Over 18 months | 3.3% | 44 | 18 | 26 |
| Total | | 100.0% | 1,347 | 1,308 | 39 |

**ONTARIO COURT OF JUSTICE CRIMINAL MODERNIZATION COMMITTEE
LINDSAY DASHBOARD¹⁹**

CASES RECEIVED⁷, DISPOSED⁸, AND PENDING³



Cases Received⁷ by Offence Group

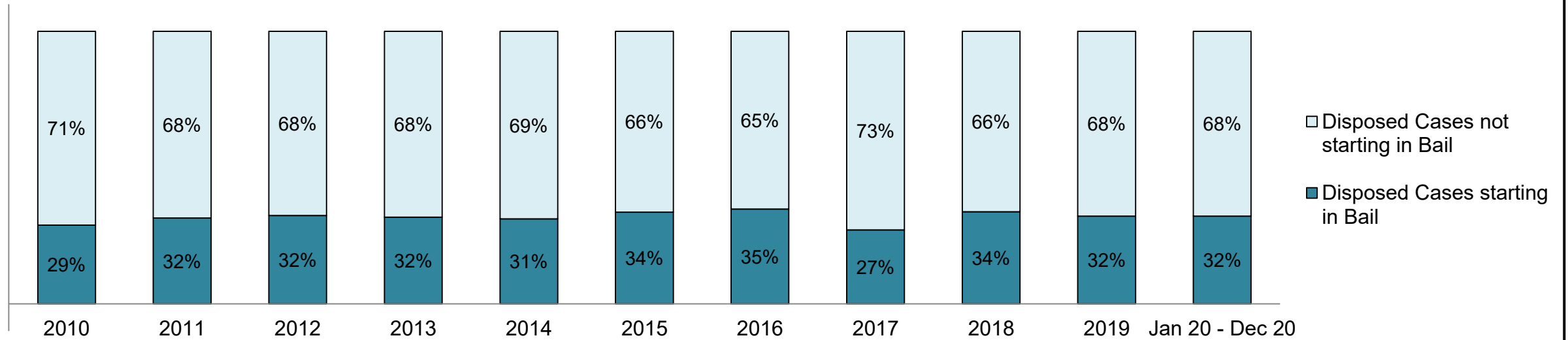
| Offence Group ⁹ | 2010 | 2011 | 2012 | 2013 | 2014 | 2015 | 2016 | 2017 | 2018 | 2019 | Jan 20 - Dec 20 |
|----------------------------|------|------|------|------|------|------|------|------|------|------|-----------------|
| Crimes Against The Person | 537 | 472 | 549 | 499 | 491 | 413 | 425 | 438 | 453 | 444 | 431 |
| Crimes Against Property | 409 | 362 | 302 | 361 | 301 | 255 | 274 | 302 | 324 | 352 | 318 |
| Administration of Justice | 527 | 490 | 506 | 512 | 524 | 505 | 481 | 622 | 540 | 644 | 445 |
| Other Criminal Code | 94 | 70 | 50 | 67 | 49 | 59 | 64 | 120 | 122 | 85 | 68 |
| Criminal Code Traffic | 242 | 235 | 202 | 164 | 200 | 190 | 175 | 169 | 190 | 195 | 194 |
| Federal Statute | 315 | 260 | 252 | 214 | 191 | 229 | 192 | 157 | 86 | 97 | 175 |

Cases Pending³ by Offence Group

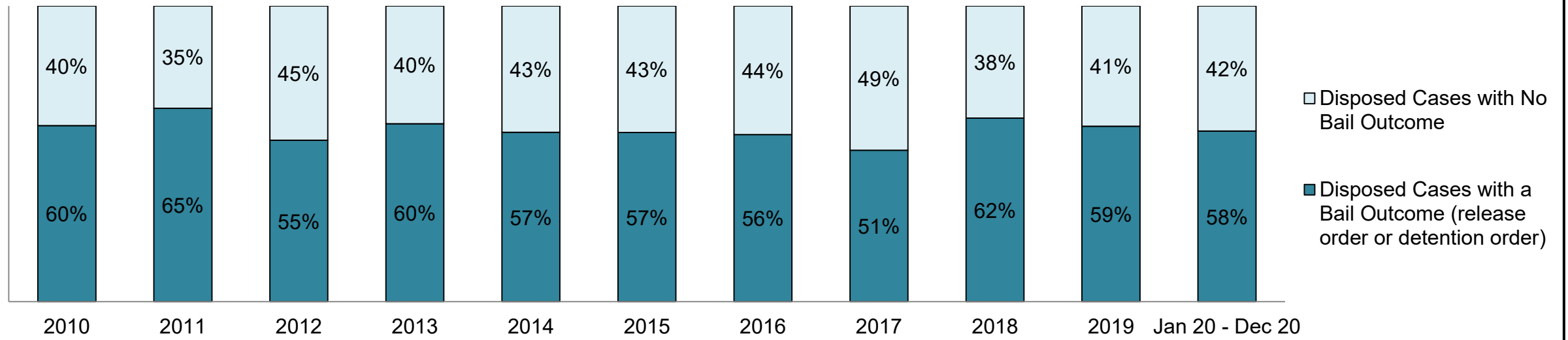
| Offence Group ⁹ | 2010 | 2011 | 2012 | 2013 | 2014 | 2015 | 2016 | 2017 | 2018 | 2019 | Jan 20 - Dec 20 |
|----------------------------|------|------|------|------|------|------|------|------|------|------|-----------------|
| Crimes Against The Person | 234 | 189 | 252 | 237 | 223 | 197 | 177 | 179 | 255 | 265 | 385 |
| Crimes Against Property | 156 | 112 | 131 | 105 | 102 | 117 | 147 | 123 | 157 | 185 | 283 |
| Administration of Justice | 94 | 94 | 107 | 126 | 117 | 126 | 117 | 174 | 196 | 232 | 318 |
| Other Criminal Code | 31 | 22 | 21 | 34 | 16 | 28 | 31 | 54 | 64 | 43 | 50 |
| Criminal Code Traffic | 113 | 114 | 93 | 82 | 90 | 96 | 69 | 72 | 96 | 110 | 183 |
| Federal Statute | 121 | 79 | 93 | 69 | 83 | 93 | 79 | 68 | 50 | 55 | 128 |

**ONTARIO COURT OF JUSTICE CRIMINAL MODERNIZATION COMMITTEE
LINDSAY DASHBOARD¹⁹**

PERCENTAGE OF DISPOSED CASES⁸ STARTING IN BAIL

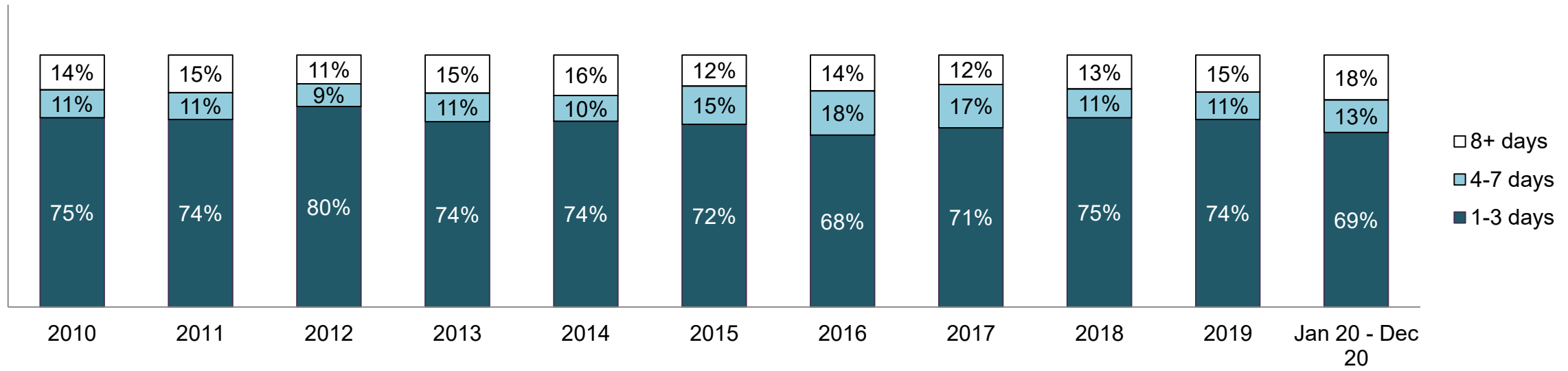


PERCENTAGE OF DISPOSED CASES⁸ STARTING IN BAIL BY BAIL OUTCOME

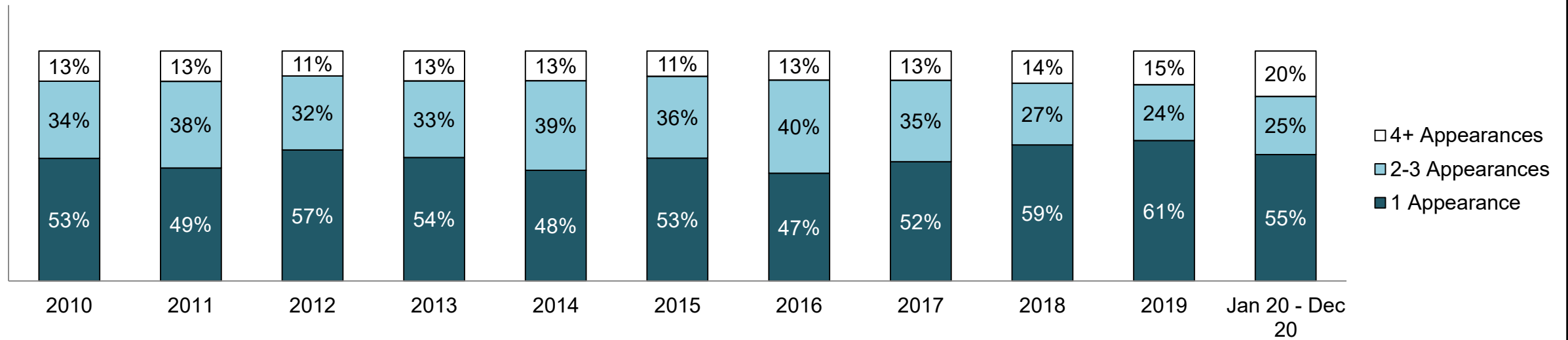


ONTARIO COURT OF JUSTICE CRIMINAL MODERNIZATION COMMITTEE LINDSAY DASHBOARD¹⁹

PERCENTAGE OF BAIL CASES BY DAYS FROM FIRST BAIL APPEARANCE TO BAIL DISPOSITION

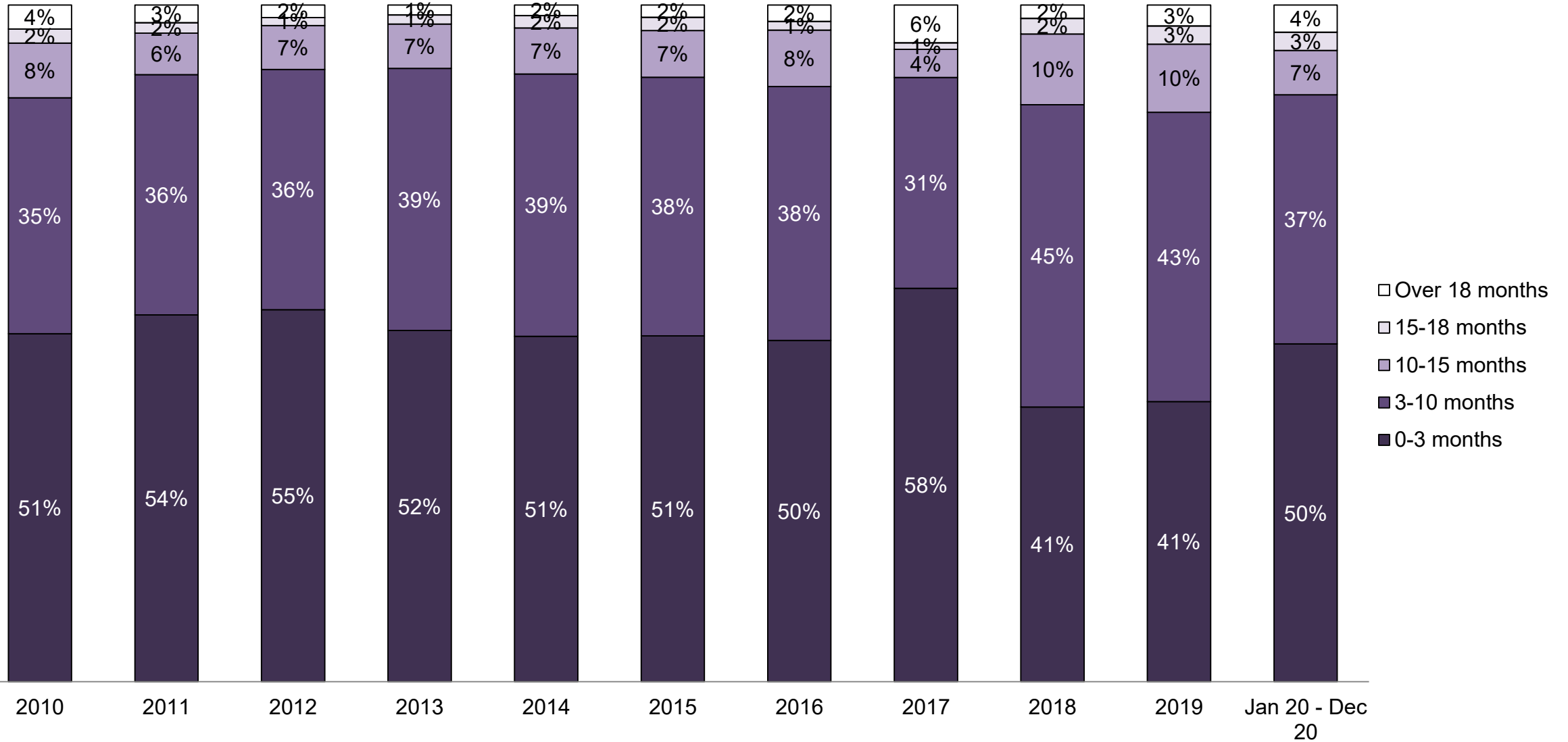


PERCENTAGE OF BAIL CASES BY NUMBER OF APPEARANCES FROM FIRST BAIL APPEARANCE TO BAIL DISPOSITION

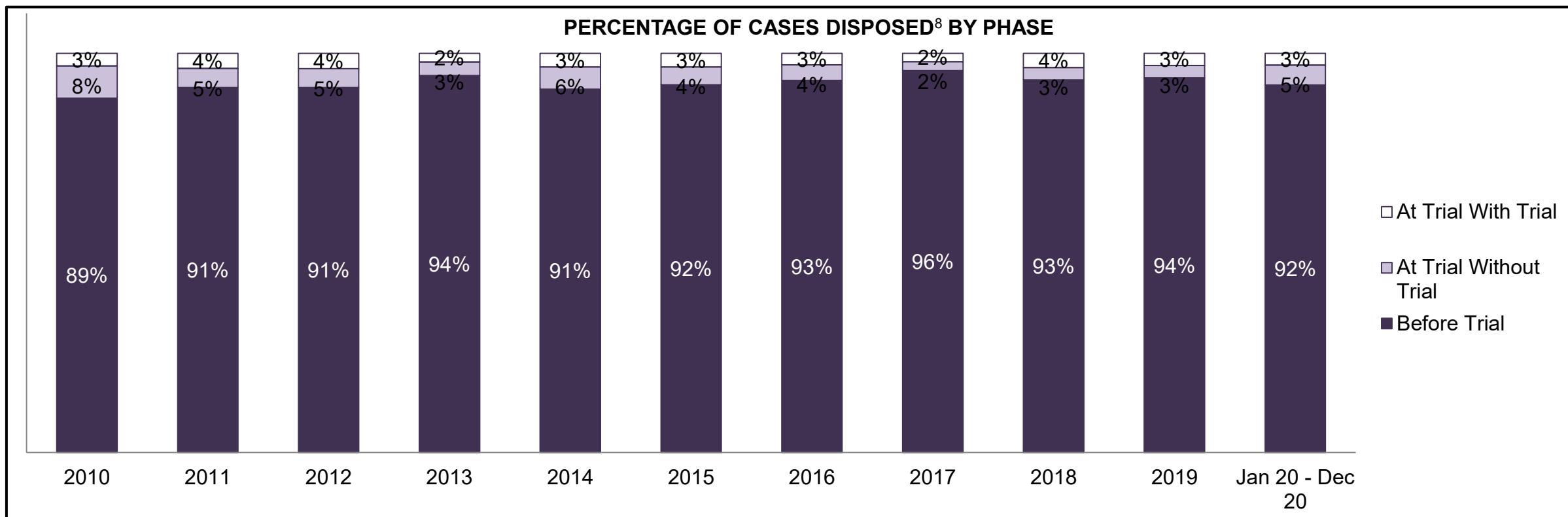


ONTARIO COURT OF JUSTICE CRIMINAL MODERNIZATION COMMITTEE LINDSAY DASHBOARD¹⁹

PERCENTAGE OF DISPOSED CASES⁸ BY MONTHS TO DISPOSITION¹⁰



**ONTARIO COURT OF JUSTICE CRIMINAL MODERNIZATION COMMITTEE
LINDSAY DASHBOARD¹⁹**

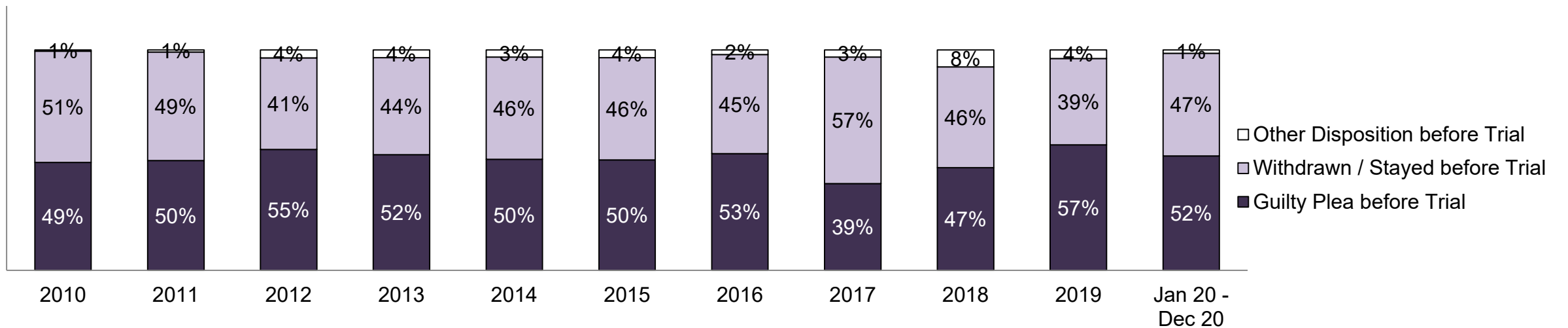


Cases Disposed⁸ by Phase and Percentage of In-Custody¹¹, Out-of-Custody¹² Cases at Case Disposition

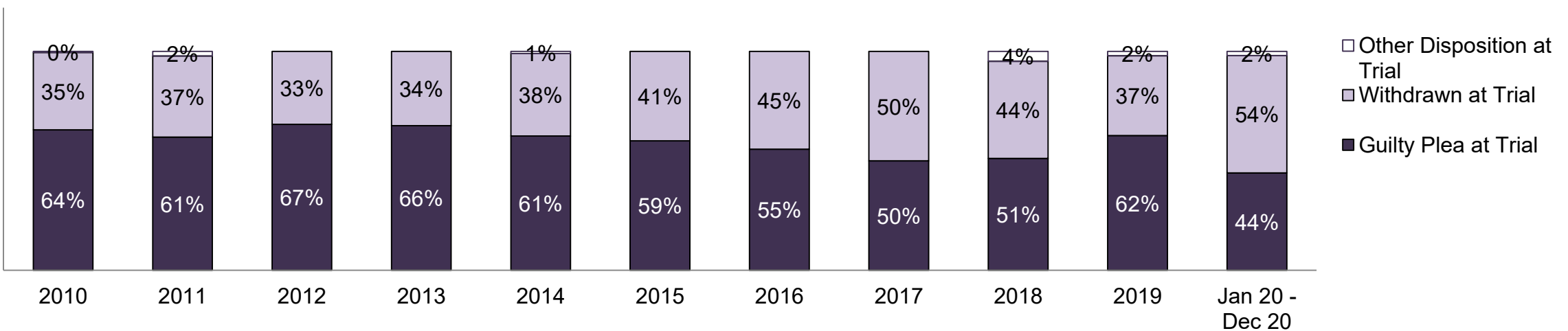
| Phases | 2010 | 2011 | 2012 | 2013 | 2014 | 2015 | 2016 | 2017 | 2018 | 2019 | Jan 20 - Dec 20 |
|-------------------------------|-------|-------|-------|-------|-------|-------|-------|-------|-------|-------|-----------------|
| At Trial With Trial | 82 | 78 | 68 | 40 | 62 | 55 | 49 | 44 | 52 | 51 | 32 |
| In-Custody | 5% | 3% | 7% | 18% | 6% | 9% | 8% | 18% | 15% | 8% | 19% |
| Out-of-Custody | 95% | 97% | 93% | 83% | 94% | 91% | 92% | 82% | 85% | 92% | 81% |
| At Trial Without Trial | 212 | 97 | 84 | 62 | 101 | 71 | 65 | 46 | 45 | 52 | 54 |
| In-Custody | 7% | 9% | 10% | 15% | 11% | 18% | 5% | 22% | 13% | 6% | 9% |
| Out-of-Custody | 93% | 91% | 90% | 85% | 89% | 82% | 95% | 78% | 87% | 94% | 91% |
| Before Trial | 2,320 | 1,877 | 1,620 | 1,738 | 1,653 | 1,479 | 1,572 | 2,004 | 1,362 | 1,578 | 1,001 |
| In-Custody | 15% | 14% | 18% | 14% | 16% | 16% | 17% | 14% | 14% | 14% | 16% |
| Out-of-Custody | 85% | 86% | 82% | 86% | 84% | 84% | 83% | 86% | 86% | 86% | 84% |

ONTARIO COURT OF JUSTICE CRIMINAL MODERNIZATION COMMITTEE LINDSAY DASHBOARD¹⁹

PERCENTAGE OF CASES DISPOSED⁸ BEFORE TRIAL BY OUTCOME

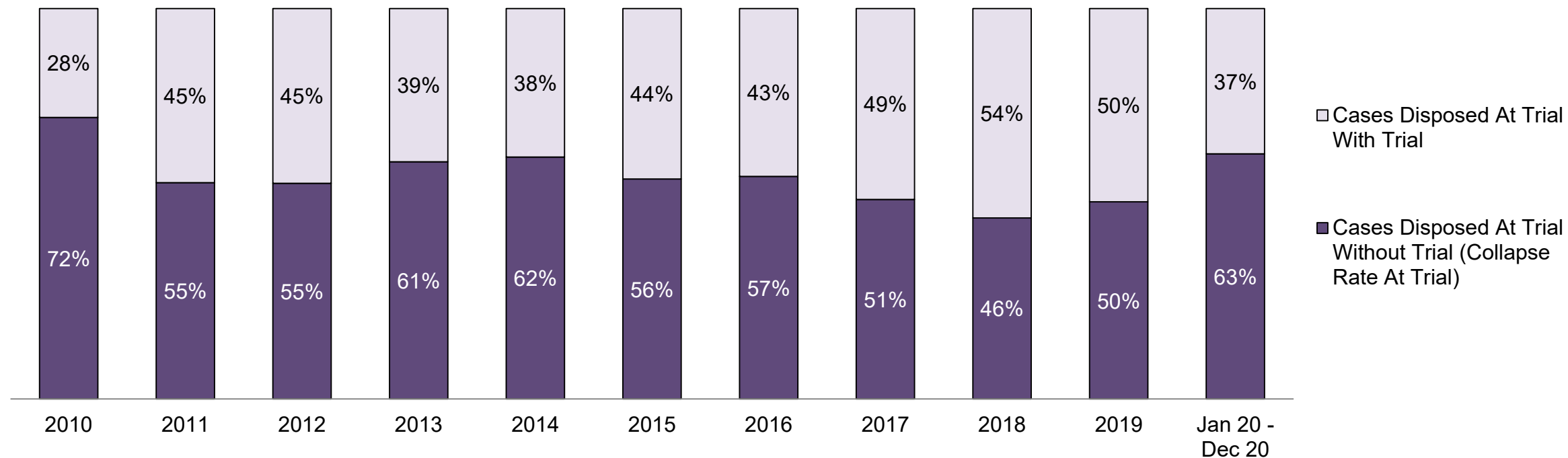


PERCENTAGE OF CASES DISPOSED⁸ AT TRIAL WITHOUT TRIAL (CASES COLLAPSED AT TRIAL) BY OUTCOME



ONTARIO COURT OF JUSTICE CRIMINAL MODERNIZATION COMMITTEE LINDSAY DASHBOARD¹⁹

PERCENTAGE OF CASES DISPOSED⁸ BY PHASE FOR CASES SET FOR TRIAL¹³

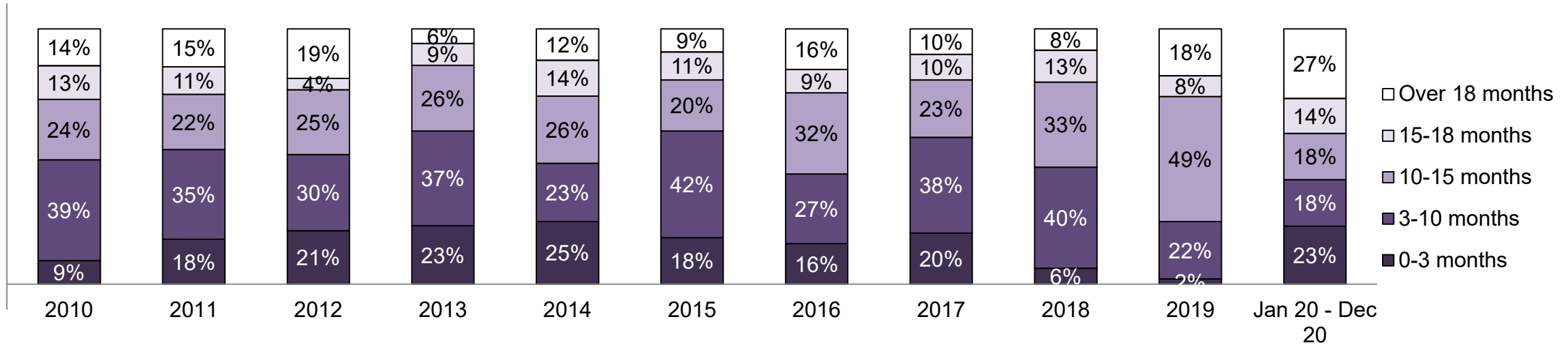


Percentage of Cases Disposed⁸ At Trial Without Trial (Collapse Rate At Trial²) by Offence Group At Disposition

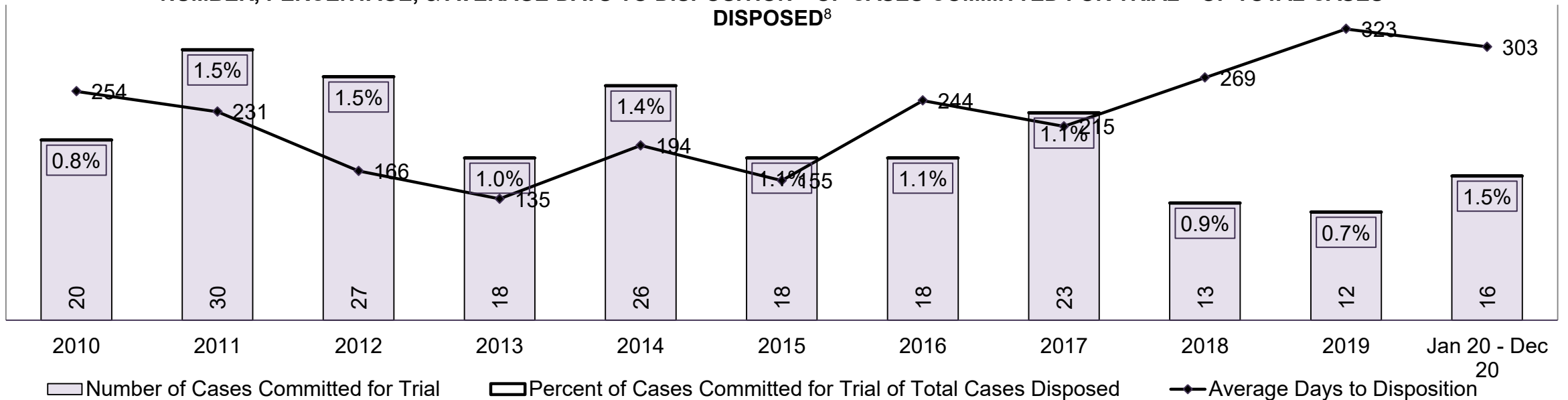
| Offence Group at Disposition ¹⁴ | 2010 | 2011 | 2012 | 2013 | 2014 | 2015 | 2016 | 2017 | 2018 | 2019 | Jan 20 - Dec 20 |
|--|-------------|-------------|-------------|-------------|-------------|-------------|-------------|-------------|-------------|-------------|-----------------|
| Crimes Against The Person | 36% | 44% | 38% | 44% | 42% | 40% | 32% | 39% | 41% | 45% | 33% |
| Crimes Against Property | 10% | 13% | 5% | 5% | 9% | 6% | 8% | 3% | 8% | 4% | 10% |
| Administration of Justice | 13% | 9% | 7% | 14% | 17% | 20% | 9% | 14% | 10% | 8% | 17% |
| Other Criminal Code | 3% | 3% | 1% | 4% | 4% | 3% | 4% | 10% | 7% | 6% | 7% |
| Criminal Code Traffic | 29% | 22% | 33% | 20% | 21% | 19% | 18% | 21% | 18% | 25% | 19% |
| Federal Statute | 9% | 10% | 17% | 14% | 8% | 12% | 30% | 12% | 15% | 13% | 14% |
| Total | 100% | 100% | 100% | 100% | 100% | 100% | 100% | 100% | 100% | 100% | 100% |

ONTARIO COURT OF JUSTICE CRIMINAL MODERNIZATION COMMITTEE LINDSAY DASHBOARD¹⁹

PERCENTAGE OF CASES DISPOSED⁸ AT TRIAL WITH TRIAL BY MONTHS TO DISPOSITION¹⁰



NUMBER, PERCENTAGE, & AVERAGE DAYS TO DISPOSITION¹⁵ OF CASES COMMITTED FOR TRIAL¹⁶ OF TOTAL CASES DISPOSED⁸



**ONTARIO COURT OF JUSTICE CRIMINAL MODERNIZATION COMMITTEE
LINDSAY DASHBOARD¹⁹
CASES PENDING AS OF DECEMBER 31, 2020**

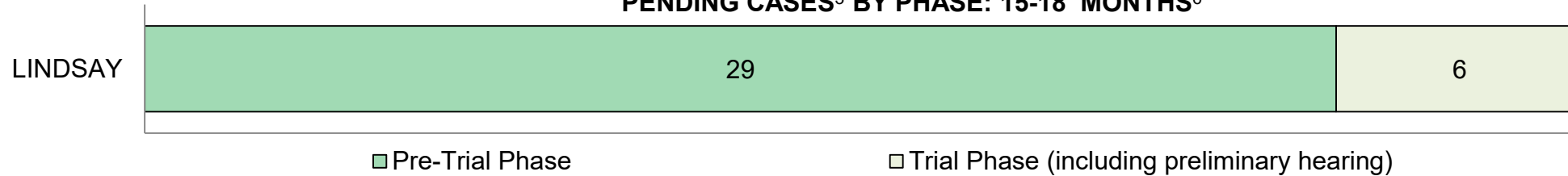
PERCENTAGE OF PENDING CASES³ BY PENDING AGE⁶



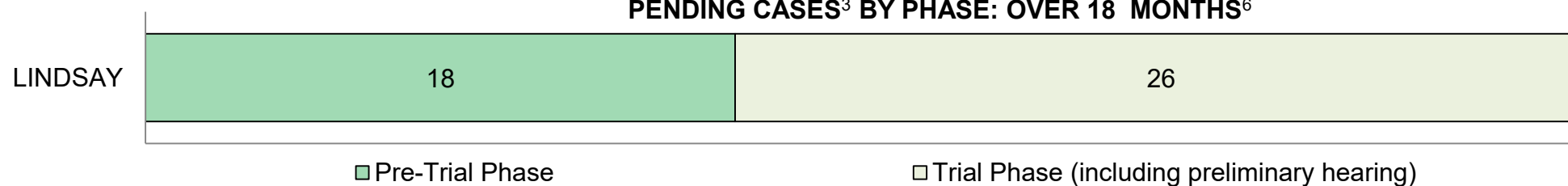
Pending Cases³ by Pending Age⁶ and Percentage of Pending Cases In-Custody¹⁷ and Out-of-Custody¹⁸

| Court Location | Over 18 months | 15-18 months | 10-15 months | 8-10 months | 0-8 months | Total |
|----------------|----------------|--------------|--------------|-------------|------------|--------------|
| LINDSAY | 44 | 35 | 91 | 90 | 1,087 | 1,347 |
| In-Custody | 7% | 11% | 2% | 3% | 6% | 6% |
| Out-of-Custody | 93% | 89% | 98% | 97% | 94% | 94% |

PENDING CASES³ BY PHASE: 15-18 MONTHS⁶



PENDING CASES³ BY PHASE: OVER 18 MONTHS⁶



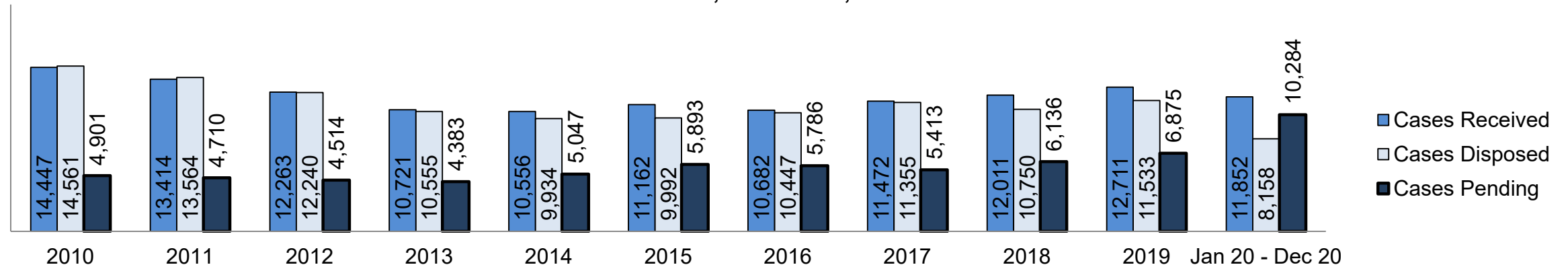
**ONTARIO COURT OF JUSTICE CRIMINAL MODERNIZATION COMMITTEE
NEWMARKET DASHBOARD¹⁹**

| Key Metric | | Jan 20 - Dec 20 | | 2014 Baseline Median* | Change from 2014 Baseline Median | |
|--------------|---|-------------------------------------|--------------------|-----------------------|----------------------------------|-------|
| | | Percent | Cases ¹ | | | |
| Bail | Disposed cases that began in the Bail Phase | | 33.5% | 2,729 | 42.3% | -8.9% |
| | Bail cases with a bail outcome (release order or detention order) | Total | 68.1% | 1,858 | 61.2% | 6.9% |
| | | Bail Disposition with 1 appearance | 61.7% | 1,146 | 57.6% | 4.0% |
| | | Bail Disposition in 1-3 days | 72.3% | 1,344 | 72.5% | -0.2% |
| | Bail cases with no bail disposition but with a case disposition | Total | 31.9% | 871 | 38.8% | -6.9% |
| | | Case disposition in 1-3 appearances | 40.9% | 356 | 29.8% | 11.1% |
| | | Case disposition in 0-3 months | 77.0% | 671 | 80.0% | -3.0% |
| | | Case disposition rate before trial | 94.1% | 820 | 93.2% | 1.0% |
| Before Trial | Disposition rate (includes bail cases with case dispositions) | | 89.7% | 7,316 | 87.8% | 1.8% |
| | Disposed within 1-3 appearances (net of bench warrant cases) | | 55.6% | 1,955 | 32.8% | 22.8% |
| | Disposed within 0-3 months (net of bench warrant cases) | | 64.9% | 2,284 | 60.7% | 4.2% |
| Trial | Collapse Rate at Trial ² | | 69.7% | 587 | 63.8% | 5.9% |

| Cases Pending ³ as of December 31, 2020 | | Percent | Cases ¹ | Cases in the Pre-Trial Phase ⁴ | Cases in the Trial Phase ⁵ (including preliminary hearing) |
|--|----------------|---------------|--------------------|---|---|
| Age of All Pending Cases ⁶ | 0-8 months | 76.9% | 7,906 | 7,819 | 87 |
| | 8-10 months | 5.9% | 605 | 550 | 55 |
| | 10-15 months | 8.4% | 861 | 629 | 232 |
| | 15-18 months | 3.4% | 345 | 175 | 170 |
| | Over 18 months | 5.5% | 567 | 210 | 357 |
| Total | | 100.0% | 10,284 | 9,383 | 901 |

ONTARIO COURT OF JUSTICE CRIMINAL MODERNIZATION COMMITTEE NEWMARKET DASHBOARD¹⁹

CASES RECEIVED⁷, DISPOSED⁸, AND PENDING³



Cases Received⁷ by Offence Group

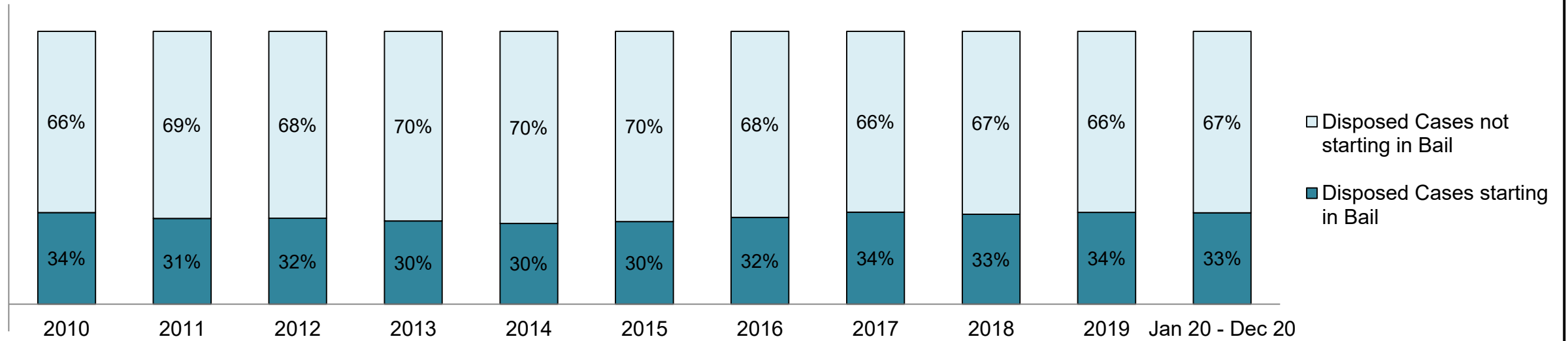
| Offence Group ⁹ | 2010 | 2011 | 2012 | 2013 | 2014 | 2015 | 2016 | 2017 | 2018 | 2019 | Jan 20 - Dec 20 |
|----------------------------|-------|-------|-------|-------|-------|-------|-------|-------|-------|-------|-----------------|
| Crimes Against The Person | 3,085 | 3,040 | 2,748 | 2,432 | 2,339 | 2,482 | 2,449 | 2,746 | 3,084 | 3,199 | 3,106 |
| Crimes Against Property | 3,359 | 3,185 | 3,159 | 2,830 | 2,667 | 2,914 | 2,925 | 3,050 | 3,008 | 3,300 | 2,724 |
| Administration of Justice | 3,065 | 2,932 | 2,458 | 2,131 | 2,062 | 2,019 | 2,037 | 2,340 | 2,585 | 2,756 | 2,019 |
| Other Criminal Code | 791 | 529 | 634 | 445 | 517 | 528 | 510 | 537 | 592 | 709 | 956 |
| Criminal Code Traffic | 1,480 | 1,386 | 1,256 | 1,216 | 1,285 | 1,605 | 1,580 | 1,502 | 1,560 | 1,731 | 1,713 |
| Federal Statute | 2,667 | 2,342 | 2,008 | 1,667 | 1,686 | 1,614 | 1,181 | 1,297 | 1,182 | 1,016 | 1,334 |

Cases Pending³ by Offence Group

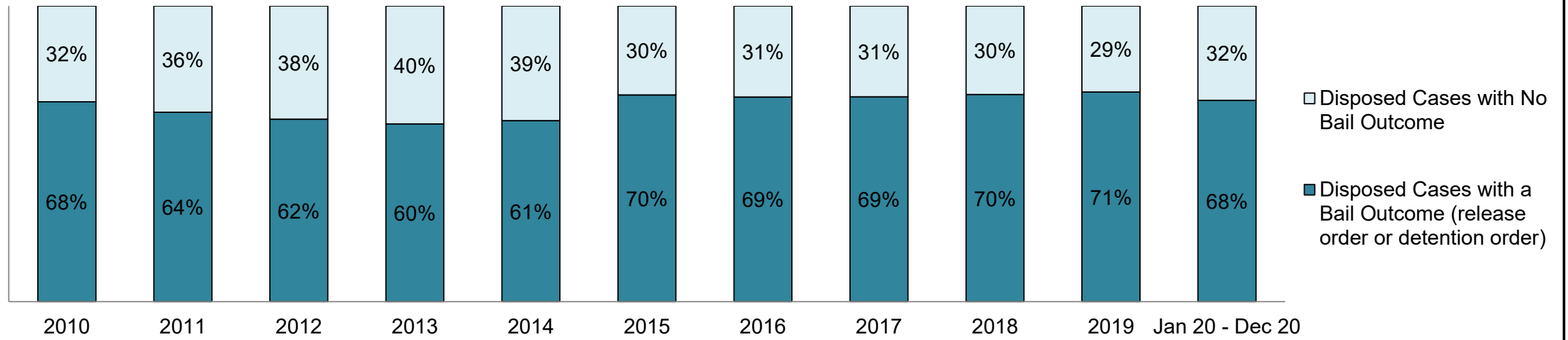
| Offence Group ⁹ | 2010 | 2011 | 2012 | 2013 | 2014 | 2015 | 2016 | 2017 | 2018 | 2019 | Jan 20 - Dec 20 |
|----------------------------|-------|-------|-------|-------|-------|-------|-------|-------|-------|-------|-----------------|
| Crimes Against The Person | 1,416 | 1,484 | 1,317 | 1,259 | 1,359 | 1,635 | 1,657 | 1,555 | 1,872 | 1,985 | 3,062 |
| Crimes Against Property | 1,022 | 998 | 1,093 | 1,041 | 1,132 | 1,214 | 1,239 | 1,089 | 1,189 | 1,448 | 1,936 |
| Administration of Justice | 518 | 527 | 469 | 445 | 580 | 648 | 621 | 623 | 862 | 910 | 1,180 |
| Other Criminal Code | 323 | 240 | 332 | 256 | 334 | 385 | 367 | 342 | 396 | 481 | 976 |
| Criminal Code Traffic | 678 | 691 | 637 | 755 | 888 | 1,195 | 1,275 | 1,182 | 1,175 | 1,307 | 2,057 |
| Federal Statute | 944 | 770 | 666 | 627 | 754 | 816 | 627 | 622 | 642 | 744 | 1,073 |

**ONTARIO COURT OF JUSTICE CRIMINAL MODERNIZATION COMMITTEE
NEWMARKET DASHBOARD¹⁹**

PERCENTAGE OF DISPOSED CASES⁸ STARTING IN BAIL

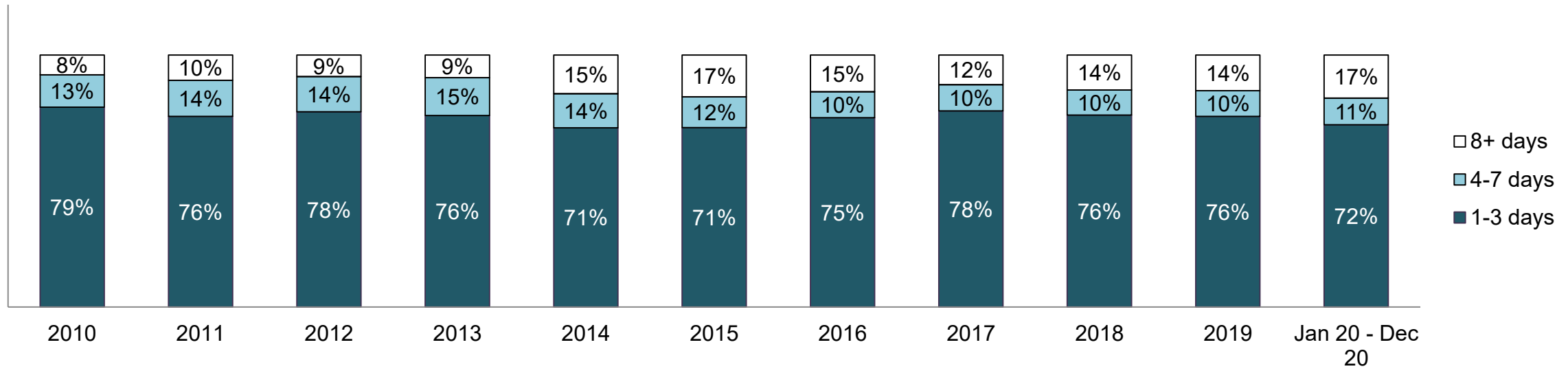


PERCENTAGE OF DISPOSED CASES⁸ STARTING IN BAIL BY BAIL OUTCOME

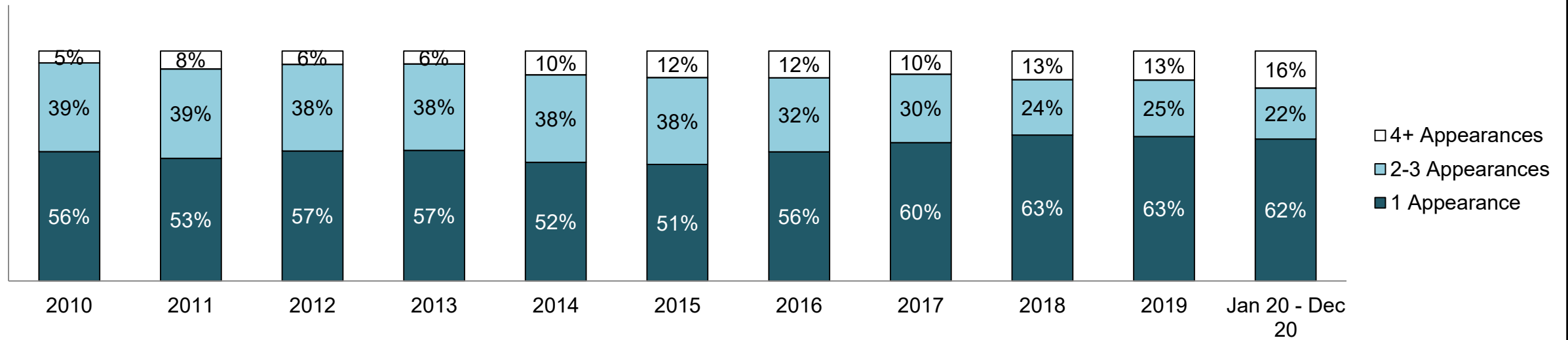


ONTARIO COURT OF JUSTICE CRIMINAL MODERNIZATION COMMITTEE NEWMARKET DASHBOARD¹⁹

PERCENTAGE OF BAIL CASES BY DAYS FROM FIRST BAIL APPEARANCE TO BAIL DISPOSITION

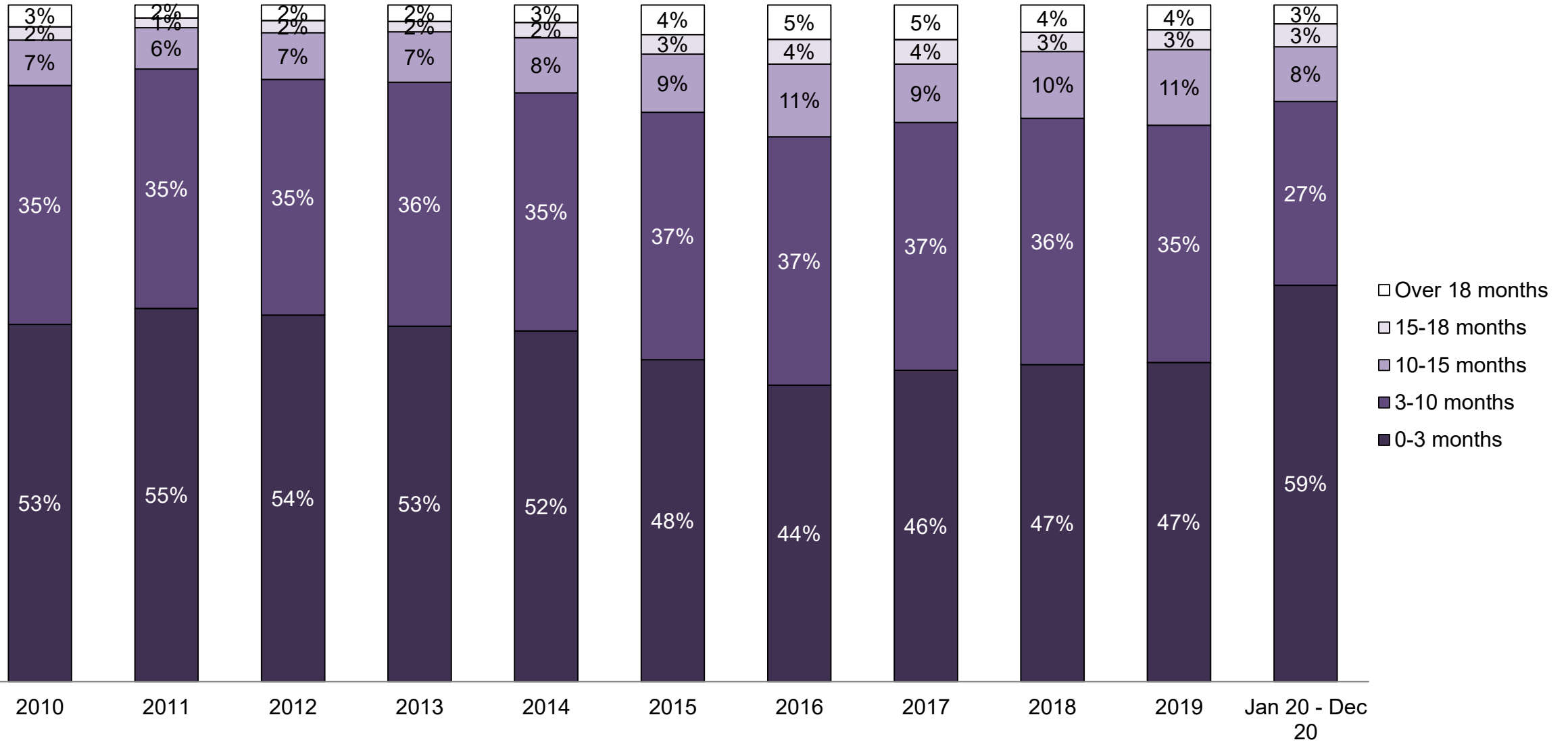


PERCENTAGE OF BAIL CASES BY NUMBER OF APPEARANCES FROM FIRST BAIL APPEARANCE TO BAIL DISPOSITION



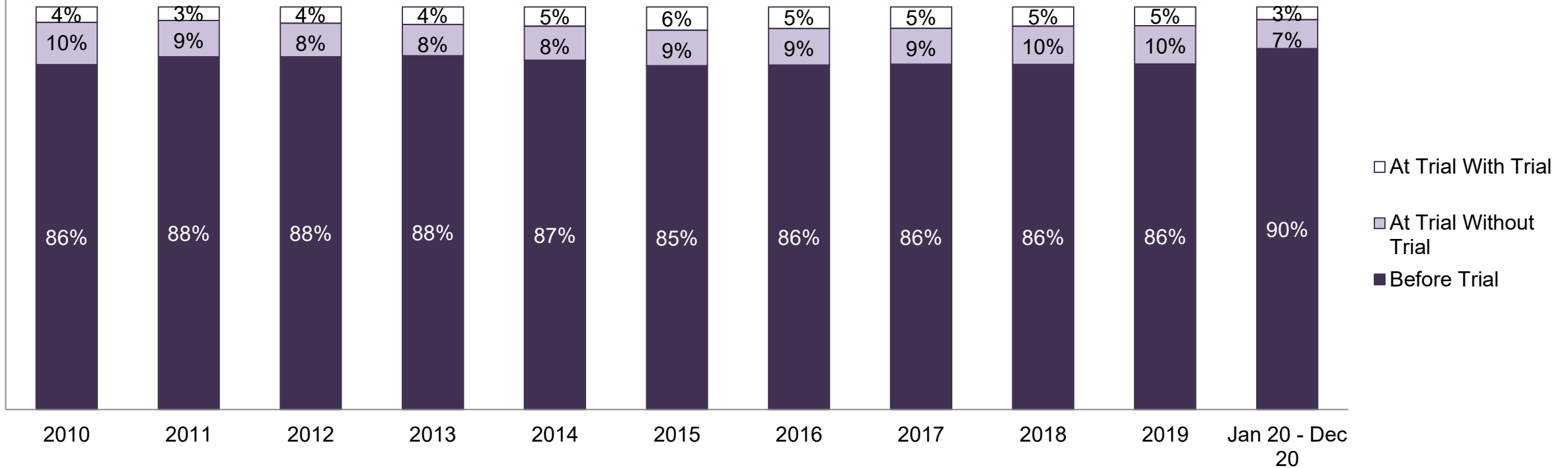
ONTARIO COURT OF JUSTICE CRIMINAL MODERNIZATION COMMITTEE NEWMARKET DASHBOARD¹⁹

PERCENTAGE OF DISPOSED CASES⁸ BY MONTHS TO DISPOSITION¹⁰



**ONTARIO COURT OF JUSTICE CRIMINAL MODERNIZATION COMMITTEE
NEWMARKET DASHBOARD¹⁹**

PERCENTAGE OF CASES DISPOSED⁸ BY PHASE

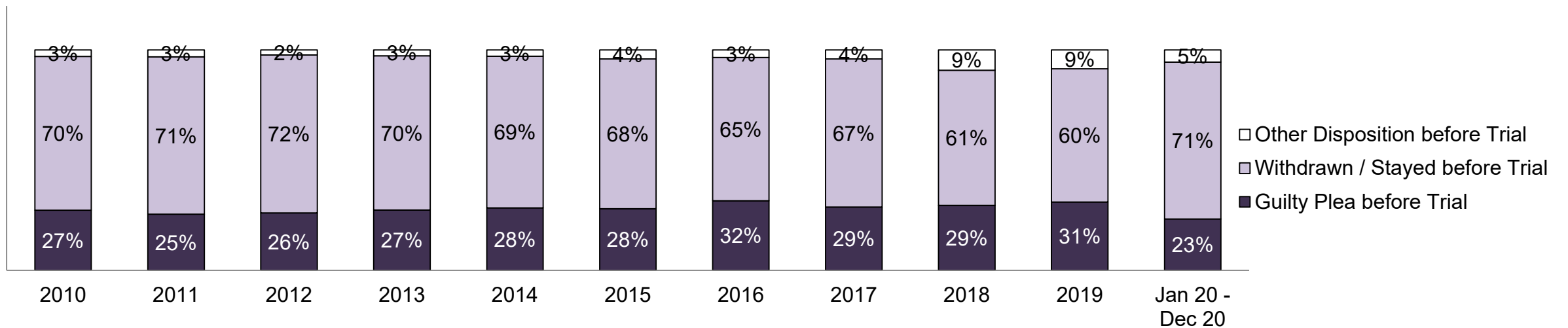


Cases Disposed⁸ by Phase and Percentage of In-Custody¹¹, Out-of-Custody¹² Cases at Case Disposition

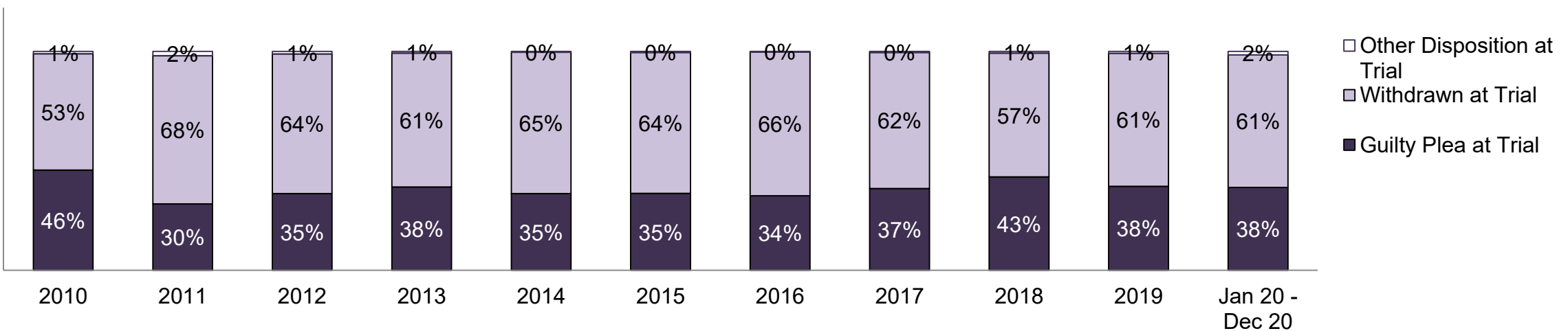
| Phases | 2010 | 2011 | 2012 | 2013 | 2014 | 2015 | 2016 | 2017 | 2018 | 2019 | Jan 20 - Dec 20 |
|-------------------------------|--------|--------|--------|-------|-------|-------|-------|-------|-------|-------|-----------------|
| At Trial With Trial | 558 | 453 | 494 | 458 | 476 | 577 | 559 | 601 | 514 | 539 | 255 |
| In-Custody | 13% | 11% | 13% | 12% | 7% | 7% | 6% | 7% | 6% | 9% | 11% |
| Out-of-Custody | 87% | 89% | 87% | 88% | 93% | 93% | 94% | 93% | 94% | 91% | 89% |
| At Trial Without Trial | 1,527 | 1,228 | 1,020 | 822 | 840 | 883 | 951 | 1,016 | 1,022 | 1,097 | 587 |
| In-Custody | 9% | 13% | 11% | 14% | 13% | 9% | 7% | 6% | 6% | 8% | 9% |
| Out-of-Custody | 91% | 87% | 89% | 86% | 88% | 91% | 93% | 94% | 94% | 92% | 91% |
| Before Trial | 12,476 | 11,883 | 10,726 | 9,275 | 8,618 | 8,532 | 8,937 | 9,738 | 9,214 | 9,897 | 7,316 |
| In-Custody | 13% | 13% | 13% | 13% | 13% | 11% | 11% | 12% | 12% | 11% | 12% |
| Out-of-Custody | 87% | 87% | 87% | 87% | 87% | 89% | 89% | 88% | 88% | 89% | 88% |

ONTARIO COURT OF JUSTICE CRIMINAL MODERNIZATION COMMITTEE NEWMARKET DASHBOARD¹⁹

PERCENTAGE OF CASES DISPOSED⁸ BEFORE TRIAL BY OUTCOME

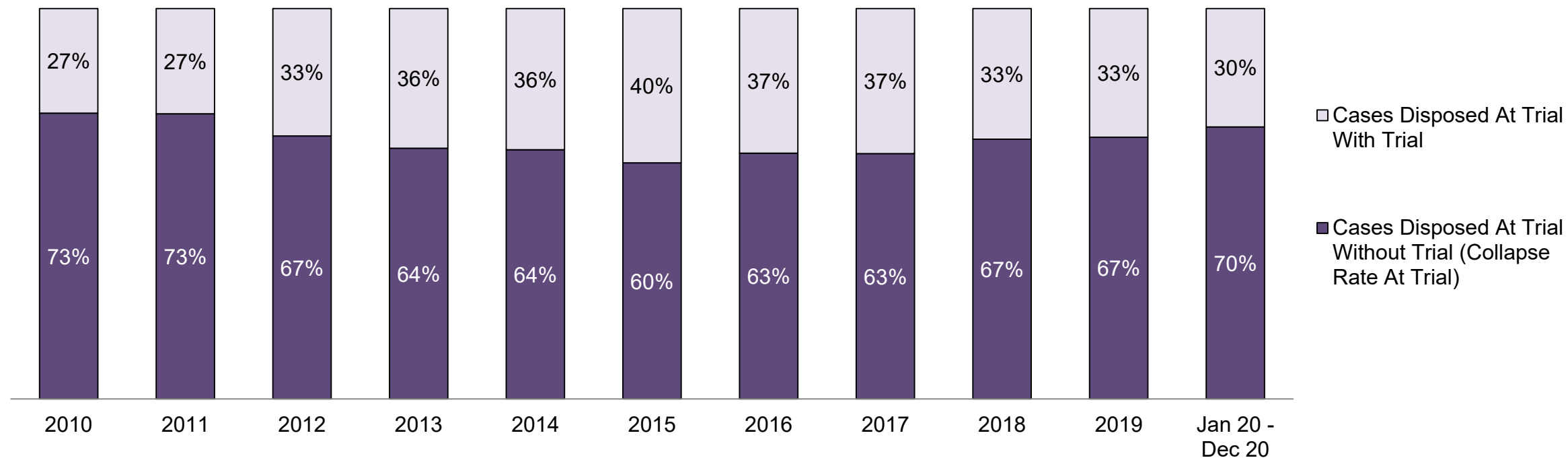


PERCENTAGE OF CASES DISPOSED⁸ AT TRIAL WITHOUT TRIAL (CASES COLLAPSED AT TRIAL) BY OUTCOME



ONTARIO COURT OF JUSTICE CRIMINAL MODERNIZATION COMMITTEE NEWMARKET DASHBOARD¹⁹

PERCENTAGE OF CASES DISPOSED⁸ BY PHASE FOR CASES SET FOR TRIAL¹³

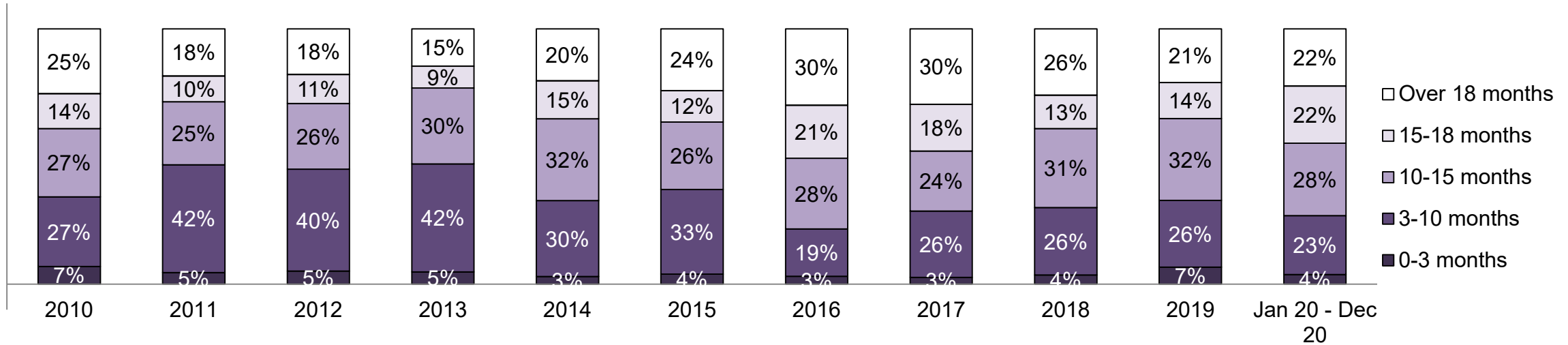


Percentage of Cases Disposed⁸ At Trial Without Trial (Collapse Rate At Trial²) by Offence Group At Disposition

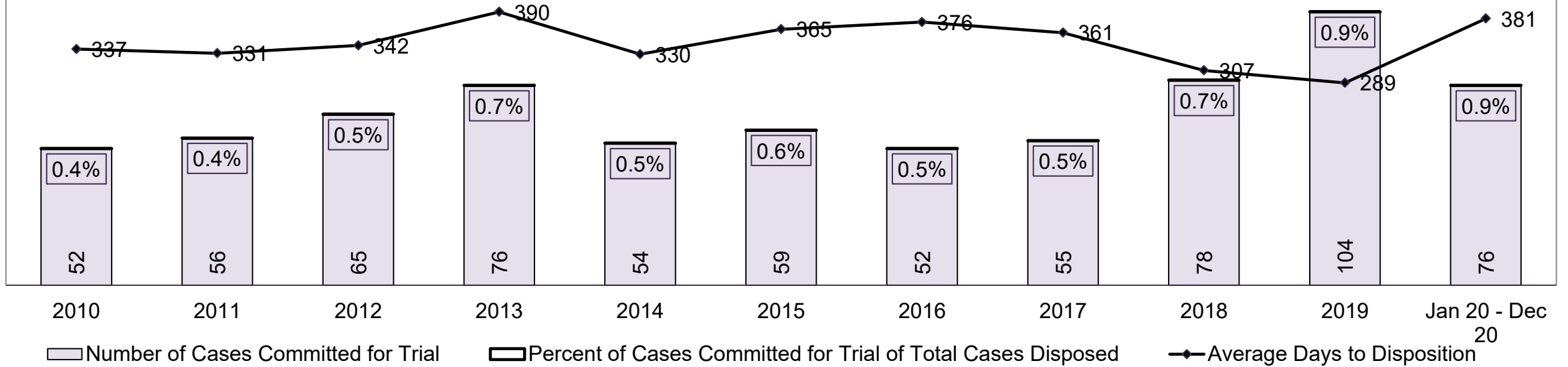
| Offence Group at Disposition ¹⁴ | 2010 | 2011 | 2012 | 2013 | 2014 | 2015 | 2016 | 2017 | 2018 | 2019 | Jan 20 - Dec 20 |
|--|-------------|-------------|-------------|-------------|-------------|-------------|-------------|-------------|-------------|-------------|-----------------|
| Crimes Against The Person | 33% | 37% | 37% | 37% | 32% | 31% | 33% | 30% | 29% | 31% | 28% |
| Crimes Against Property | 13% | 13% | 12% | 14% | 14% | 12% | 11% | 12% | 8% | 10% | 9% |
| Administration of Justice | 9% | 8% | 7% | 9% | 7% | 9% | 8% | 7% | 7% | 10% | 8% |
| Other Criminal Code | 5% | 6% | 5% | 7% | 7% | 7% | 5% | 5% | 7% | 6% | 9% |
| Criminal Code Traffic | 30% | 27% | 28% | 25% | 29% | 30% | 33% | 36% | 39% | 32% | 32% |
| Federal Statute | 10% | 9% | 10% | 9% | 10% | 11% | 10% | 10% | 10% | 11% | 14% |
| Total | 100% | 100% | 100% | 100% | 100% | 100% | 100% | 100% | 100% | 100% | 100% |

ONTARIO COURT OF JUSTICE CRIMINAL MODERNIZATION COMMITTEE NEWMARKET DASHBOARD¹⁹

PERCENTAGE OF CASES DISPOSED⁸ AT TRIAL WITH TRIAL BY MONTHS TO DISPOSITION¹⁰

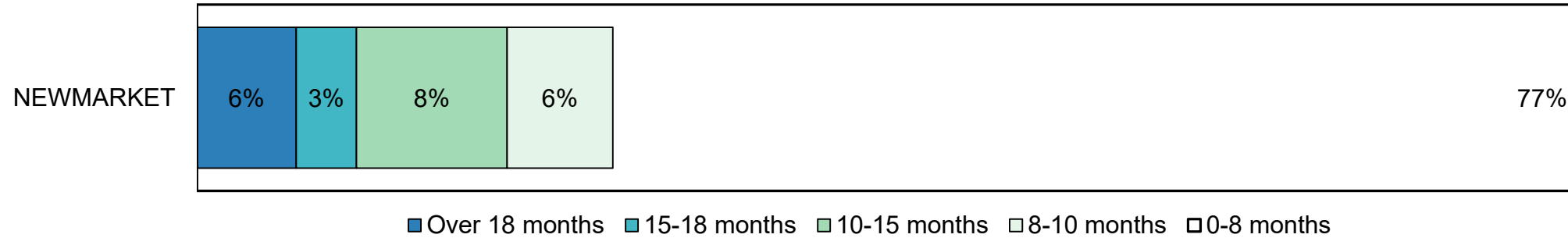


NUMBER, PERCENTAGE, & AVERAGE DAYS TO DISPOSITION¹⁵ OF CASES COMMITTED FOR TRIAL¹⁶ OF TOTAL CASES DISPOSED⁸



**ONTARIO COURT OF JUSTICE CRIMINAL MODERNIZATION COMMITTEE
NEWMARKET DASHBOARD¹⁹
CASES PENDING AS OF DECEMBER 31, 2020**


PERCENTAGE OF PENDING CASES³ BY PENDING AGE⁶




Pending Cases³ by Pending Age⁶ and Percentage of Pending Cases In-Custody¹⁷ and Out-of-Custody¹⁸

| Court Location | Over 18 months | 15-18 months | 10-15 months | 8-10 months | 0-8 months | Total |
|------------------|----------------|--------------|--------------|-------------|------------|---------------|
| NEWMARKET | 567 | 345 | 861 | 605 | 7,906 | 10,284 |
| In-Custody | 5% | 11% | 8% | 9% | 4% | 5% |
| Out-of-Custody | 95% | 89% | 92% | 91% | 96% | 95% |

PENDING CASES³ BY PHASE: 15-18 MONTHS⁶



PENDING CASES³ BY PHASE: OVER 18 MONTHS⁶



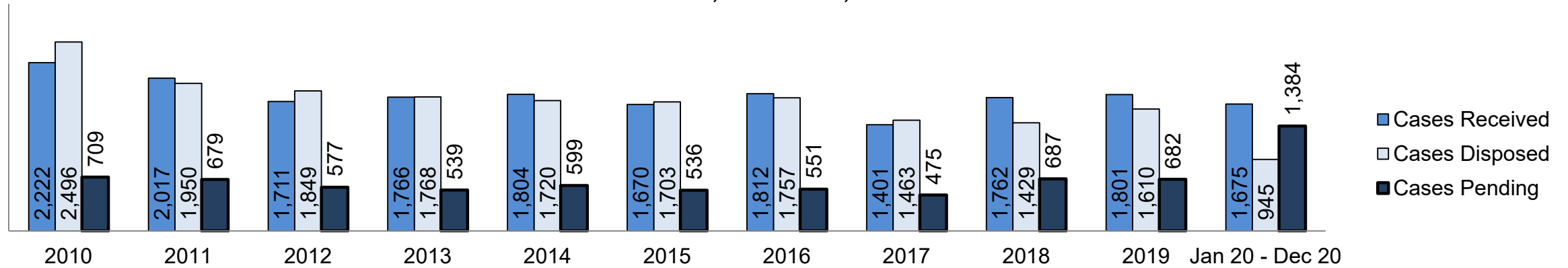
**ONTARIO COURT OF JUSTICE CRIMINAL MODERNIZATION COMMITTEE
ORILLIA DASHBOARD¹⁹**

| Key Metric | | Jan 20 - Dec 20 | | 2014 Baseline Median* | Change from 2014 Baseline Median | |
|---------------------|---|-------------------------------------|--------------------|-----------------------|----------------------------------|--------|
| | | Percent | Cases ¹ | | | |
| Bail | Disposed cases that began in the Bail Phase | | 15.7% | 148 | 33.5% | -17.8% |
| | Bail cases with a bail outcome (release order or detention order) | Total | 19.6% | 29 | 50.7% | -31.1% |
| | | Bail Disposition with 1 appearance | 86.2% | 25 | 52.9% | 33.3% |
| | | Bail Disposition in 1-3 days | 86.2% | 25 | 73.8% | 12.4% |
| | Bail cases with no bail disposition but with a case disposition | Total | 80.4% | 119 | 49.3% | 31.1% |
| | | Case disposition in 1-3 appearances | 13.4% | 16 | 33.4% | -19.9% |
| | | Case disposition in 0-3 months | 37.0% | 44 | 77.3% | -40.3% |
| | | Case disposition rate before trial | 84.9% | 101 | 91.8% | -7.0% |
| Before Trial | Disposition rate (includes bail cases with case dispositions) | | 93.8% | 886 | 85.7% | 8.1% |
| | Disposed within 1-3 appearances (net of bench warrant cases) | | 61.0% | 257 | 47.2% | 13.8% |
| | Disposed within 0-3 months (net of bench warrant cases) | | 66.3% | 279 | 62.6% | 3.7% |
| Trial | Collapse Rate at Trial ² | | 59.3% | 35 | 66.9% | -7.6% |

| Cases Pending ³ as of December 31, 2020 | | Percent | Cases ¹ | Cases in the Pre-Trial Phase ⁴ | Cases in the Trial Phase ⁵ (including preliminary hearing) |
|--|----------------|---------------|--------------------|---|---|
| Age of All Pending Cases⁶ | 0-8 months | 85.0% | 1,176 | 1,167 | 9 |
| | 8-10 months | 3.5% | 49 | 47 | 2 |
| | 10-15 months | 5.1% | 70 | 50 | 20 |
| | 15-18 months | 2.2% | 31 | 22 | 9 |
| | Over 18 months | 4.2% | 58 | 22 | 36 |
| Total | | 100.0% | 1,384 | 1,308 | 76 |

ONTARIO COURT OF JUSTICE CRIMINAL MODERNIZATION COMMITTEE ORILLIA DASHBOARD¹⁹

CASES RECEIVED⁷, DISPOSED⁸, AND PENDING³



Cases Received⁷ by Offence Group

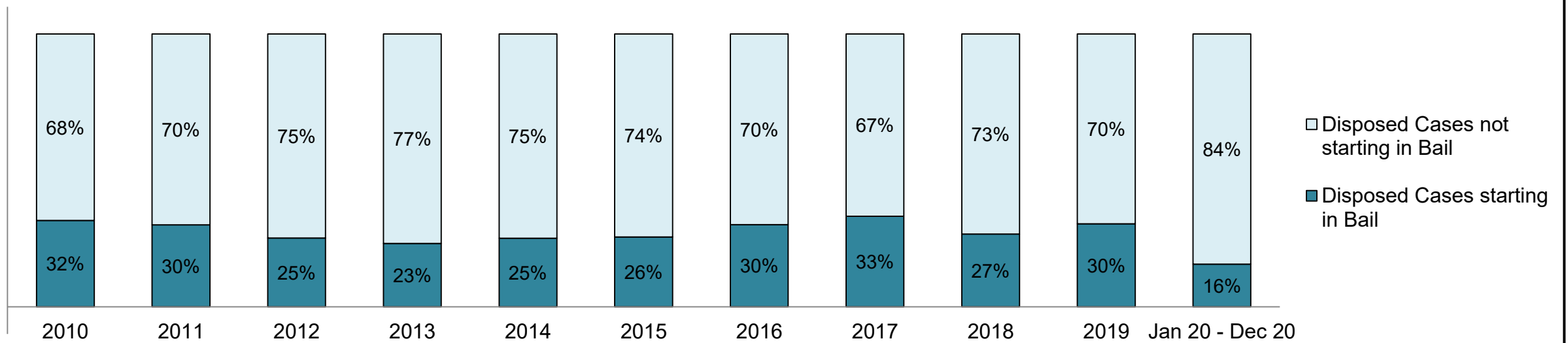
| Offence Group ⁹ | 2010 | 2011 | 2012 | 2013 | 2014 | 2015 | 2016 | 2017 | 2018 | 2019 | Jan 20 - Dec 20 |
|----------------------------|------|------|------|------|------|------|------|------|------|------|-----------------|
| Crimes Against The Person | 580 | 522 | 422 | 480 | 414 | 442 | 453 | 337 | 436 | 381 | 479 |
| Crimes Against Property | 484 | 371 | 328 | 377 | 417 | 435 | 448 | 349 | 448 | 465 | 399 |
| Administration of Justice | 553 | 526 | 437 | 452 | 434 | 384 | 458 | 392 | 515 | 644 | 349 |
| Other Criminal Code | 104 | 91 | 88 | 82 | 73 | 72 | 80 | 63 | 85 | 57 | 87 |
| Criminal Code Traffic | 201 | 154 | 151 | 138 | 166 | 132 | 155 | 142 | 162 | 143 | 181 |
| Federal Statute | 300 | 353 | 285 | 237 | 300 | 205 | 218 | 118 | 116 | 111 | 180 |

Cases Pending³ by Offence Group

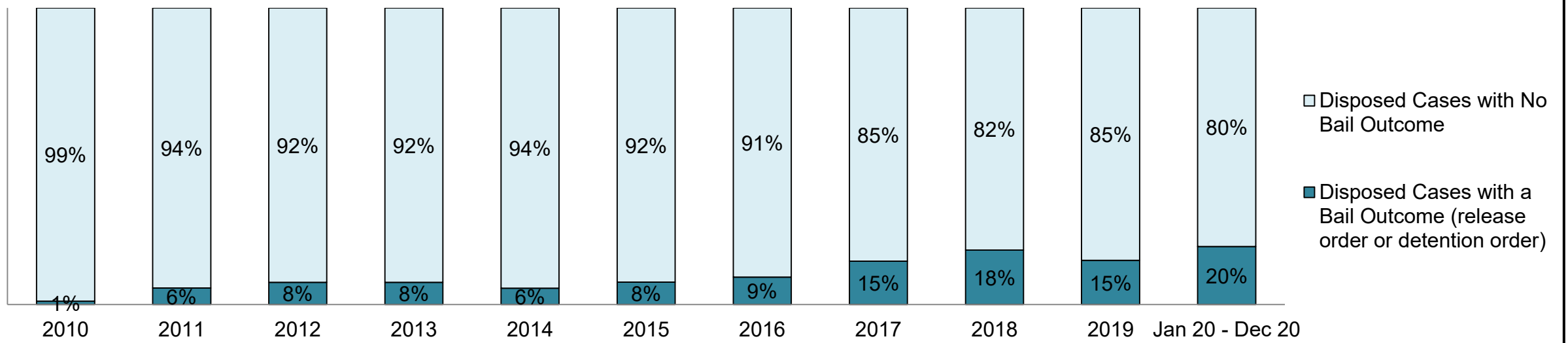
| Offence Group ⁹ | 2010 | 2011 | 2012 | 2013 | 2014 | 2015 | 2016 | 2017 | 2018 | 2019 | Jan 20 - Dec 20 |
|----------------------------|------|------|------|------|------|------|------|------|------|------|-----------------|
| Crimes Against The Person | 224 | 188 | 164 | 159 | 142 | 156 | 164 | 132 | 221 | 190 | 426 |
| Crimes Against Property | 126 | 118 | 108 | 107 | 152 | 141 | 122 | 118 | 154 | 164 | 333 |
| Administration of Justice | 112 | 103 | 101 | 100 | 92 | 83 | 81 | 101 | 152 | 166 | 278 |
| Other Criminal Code | 45 | 45 | 34 | 37 | 25 | 24 | 33 | 24 | 37 | 37 | 84 |
| Criminal Code Traffic | 94 | 64 | 62 | 60 | 75 | 58 | 68 | 51 | 71 | 74 | 136 |
| Federal Statute | 108 | 161 | 108 | 76 | 113 | 74 | 83 | 49 | 52 | 51 | 127 |

ONTARIO COURT OF JUSTICE CRIMINAL MODERNIZATION COMMITTEE ORILLIA DASHBOARD¹⁹

PERCENTAGE OF DISPOSED CASES⁸ STARTING IN BAIL

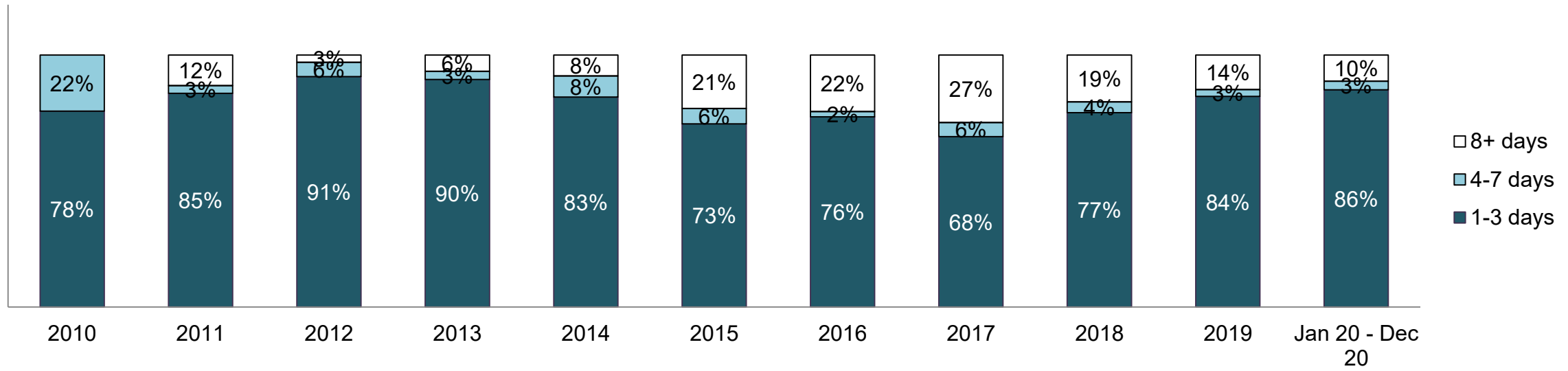


PERCENTAGE OF DISPOSED CASES⁸ STARTING IN BAIL BY BAIL OUTCOME

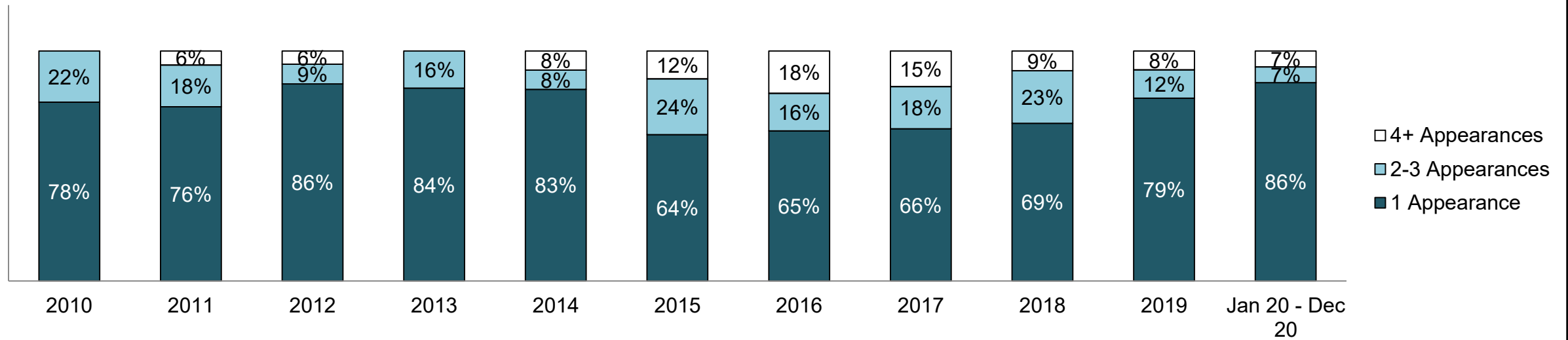


ONTARIO COURT OF JUSTICE CRIMINAL MODERNIZATION COMMITTEE ORILLIA DASHBOARD¹⁹

PERCENTAGE OF BAIL CASES BY DAYS FROM FIRST BAIL APPEARANCE TO BAIL DISPOSITION

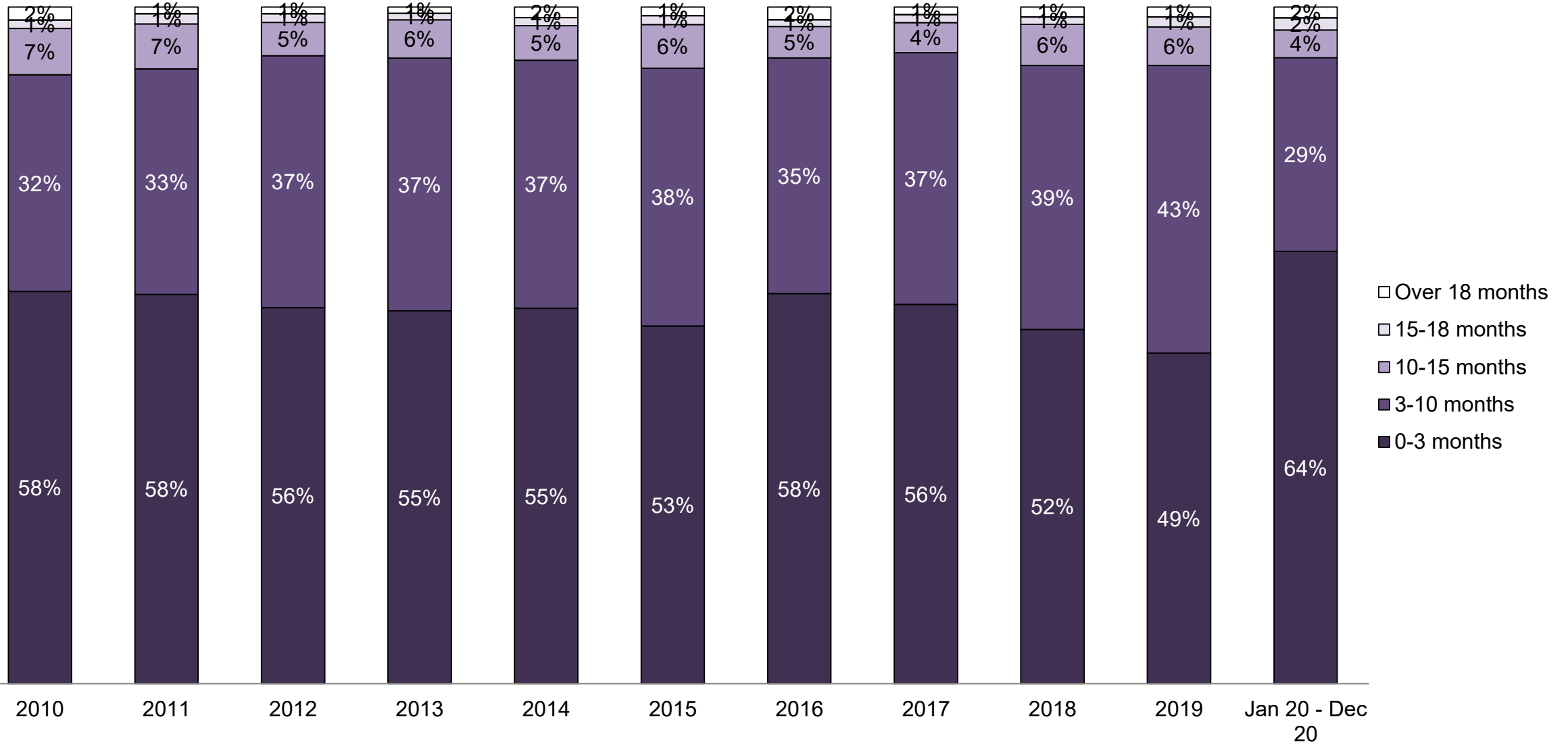


PERCENTAGE OF BAIL CASES BY NUMBER OF APPEARANCES FROM FIRST BAIL APPEARANCE TO BAIL DISPOSITION

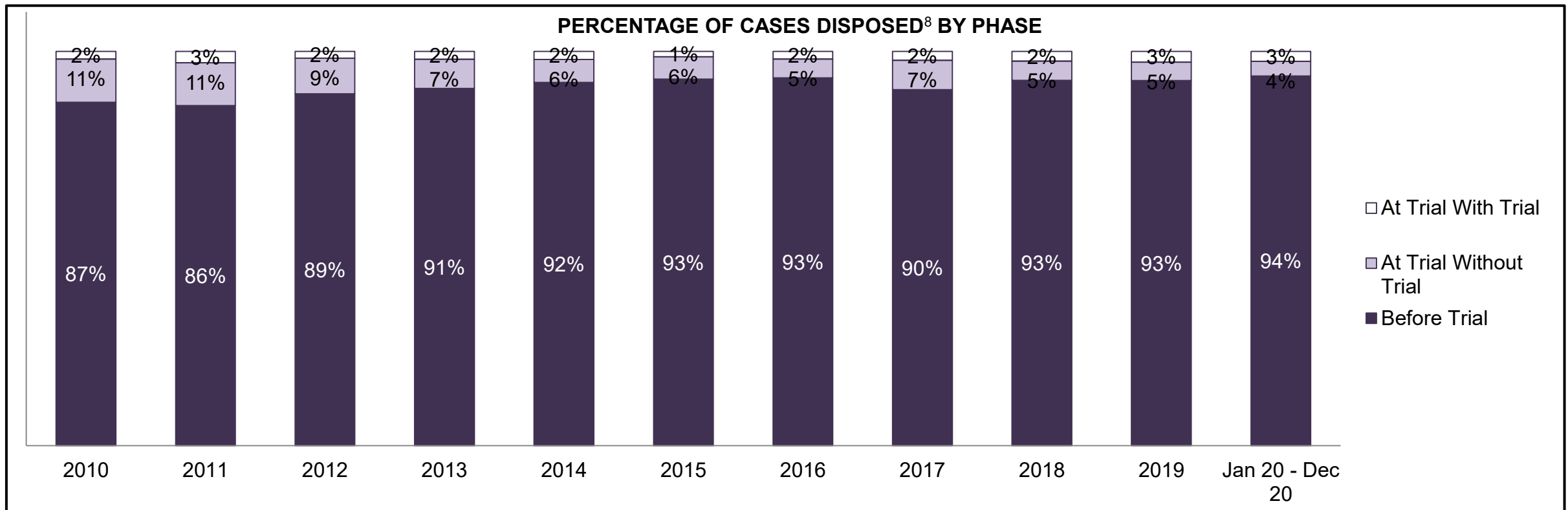


**ONTARIO COURT OF JUSTICE CRIMINAL MODERNIZATION COMMITTEE
ORILLIA DASHBOARD¹⁹**

PERCENTAGE OF DISPOSED CASES⁸ BY MONTHS TO DISPOSITION¹⁰



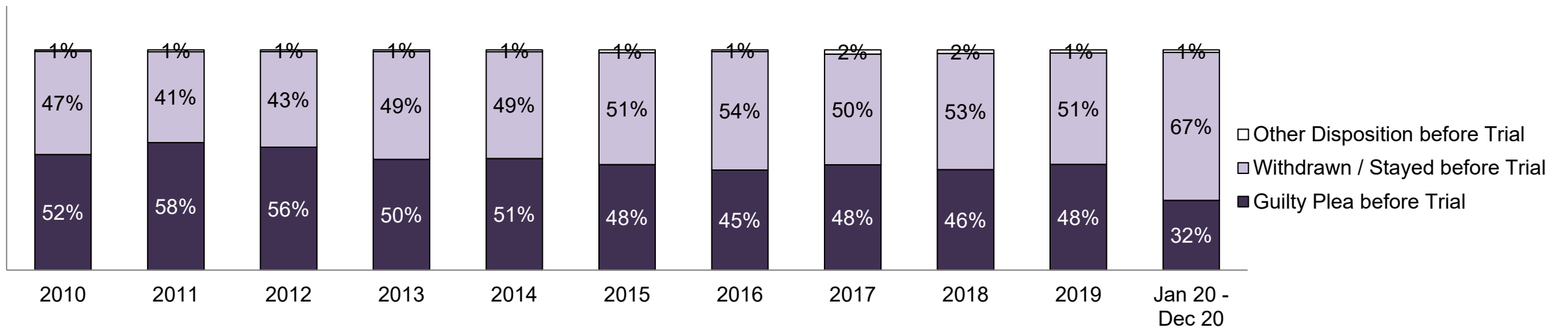
**ONTARIO COURT OF JUSTICE CRIMINAL MODERNIZATION COMMITTEE
ORILLIA DASHBOARD¹⁹**



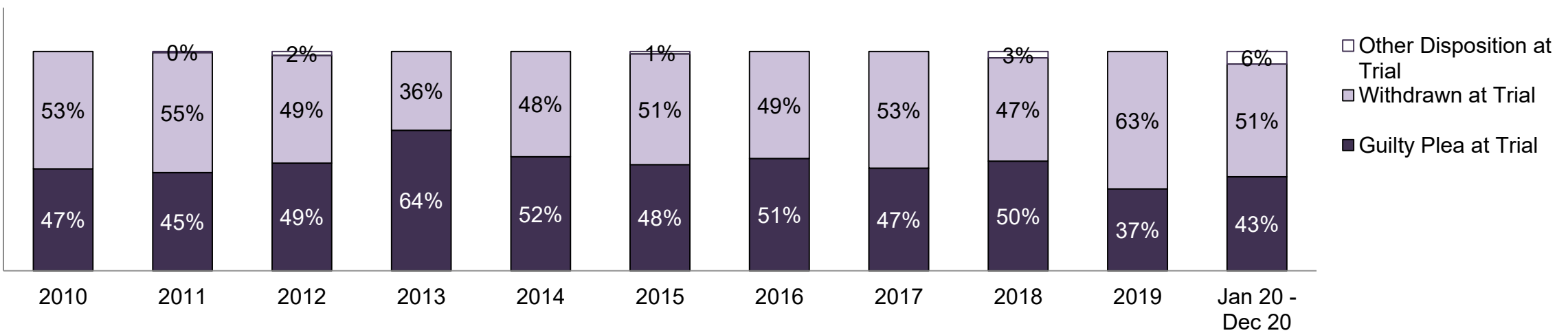
| Cases Disposed⁸ by Phase and Percentage of In-Custody¹¹, Out-of-Custody¹² Cases at Case Disposition | | | | | | | | | | | |
|---|-------------|-------------|-------------|-------------|-------------|-------------|-------------|-------------|-------------|-------------|------------------------|
| Phases | 2010 | 2011 | 2012 | 2013 | 2014 | 2015 | 2016 | 2017 | 2018 | 2019 | Jan 20 - Dec 20 |
| At Trial With Trial | 49 | 56 | 32 | 35 | 35 | 23 | 34 | 33 | 35 | 44 | 24 |
| In-Custody | 41% | 32% | 25% | 14% | 17% | 22% | 15% | 21% | 23% | 25% | 17% |
| Out-of-Custody | 59% | 68% | 75% | 86% | 83% | 78% | 85% | 79% | 77% | 75% | 83% |
| At Trial Without Trial | 273 | 212 | 167 | 131 | 100 | 97 | 84 | 109 | 70 | 75 | 35 |
| In-Custody | 23% | 28% | 27% | 15% | 23% | 18% | 18% | 29% | 26% | 20% | 40% |
| Out-of-Custody | 77% | 72% | 73% | 85% | 77% | 82% | 82% | 71% | 74% | 80% | 60% |
| Before Trial | 2,174 | 1,682 | 1,650 | 1,602 | 1,585 | 1,583 | 1,639 | 1,321 | 1,324 | 1,491 | 886 |
| In-Custody | 32% | 29% | 24% | 22% | 24% | 25% | 28% | 29% | 22% | 27% | 12% |
| Out-of-Custody | 68% | 71% | 76% | 78% | 76% | 75% | 72% | 71% | 78% | 73% | 88% |

ONTARIO COURT OF JUSTICE CRIMINAL MODERNIZATION COMMITTEE ORILLIA DASHBOARD¹⁹

PERCENTAGE OF CASES DISPOSED⁸ BEFORE TRIAL BY OUTCOME

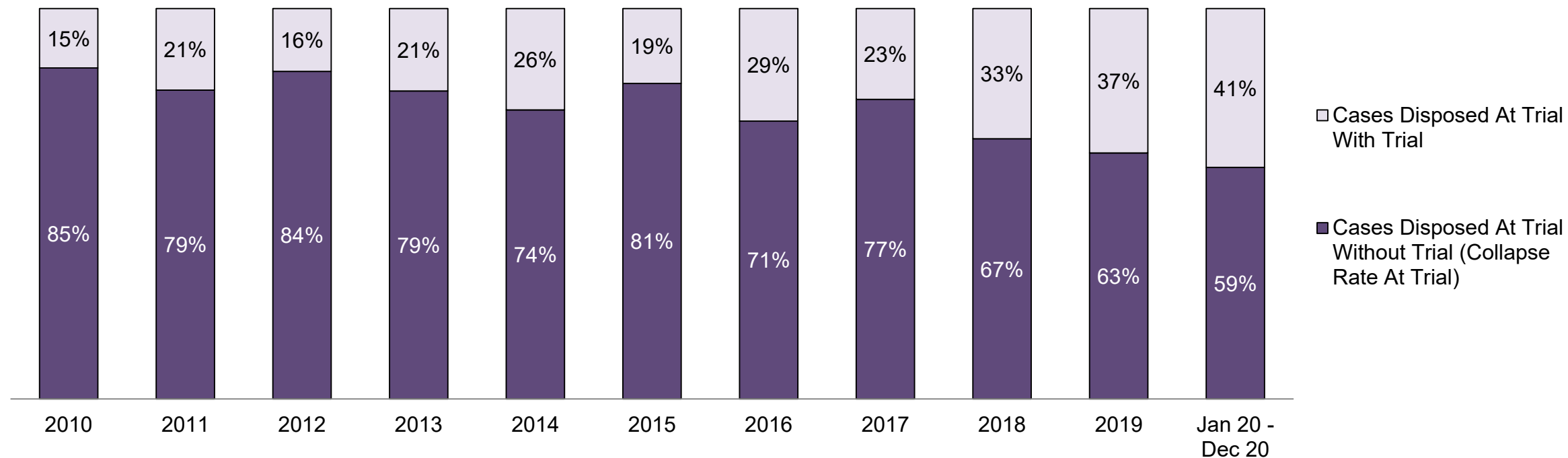


PERCENTAGE OF CASES DISPOSED⁸ AT TRIAL WITHOUT TRIAL (CASES COLLAPSED AT TRIAL) BY OUTCOME



ONTARIO COURT OF JUSTICE CRIMINAL MODERNIZATION COMMITTEE ORILLIA DASHBOARD¹⁹

PERCENTAGE OF CASES DISPOSED⁸ BY PHASE FOR CASES SET FOR TRIAL¹³

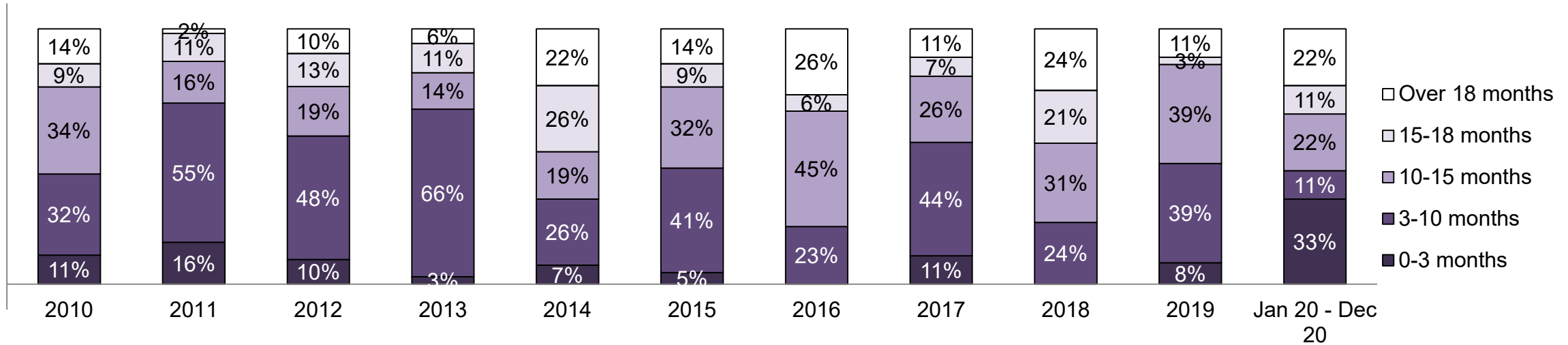


Percentage of Cases Disposed⁸ At Trial Without Trial (Collapse Rate At Trial²) by Offence Group At Disposition

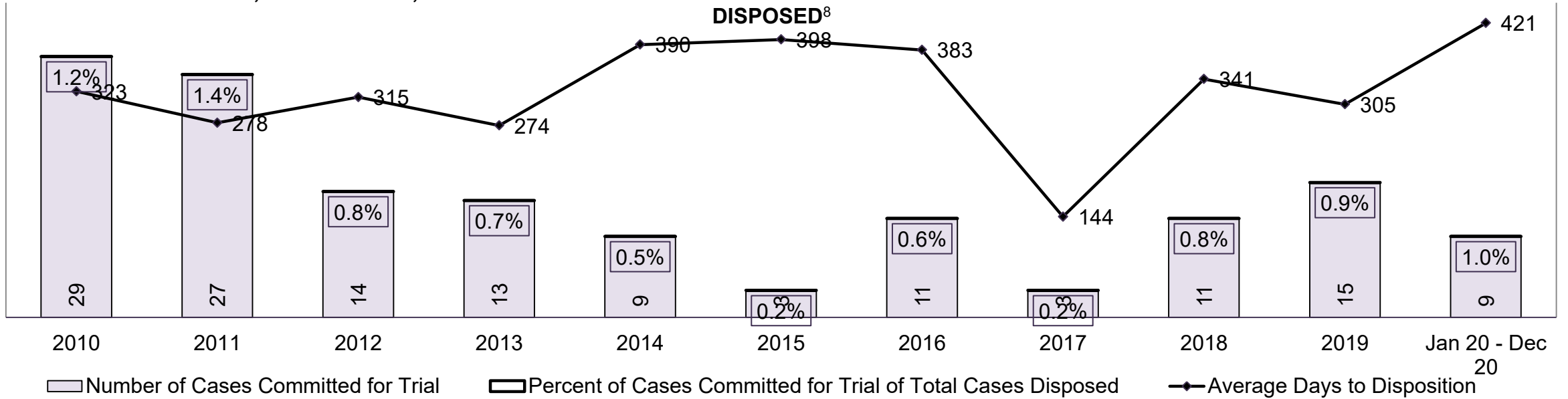
| Offence Group at Disposition ¹⁴ | 2010 | 2011 | 2012 | 2013 | 2014 | 2015 | 2016 | 2017 | 2018 | 2019 | Jan 20 - Dec 20 |
|--|-------------|-------------|-------------|-------------|-------------|-------------|-------------|-------------|-------------|-------------|-----------------|
| Crimes Against The Person | 35% | 33% | 33% | 36% | 39% | 36% | 36% | 37% | 25% | 37% | 36% |
| Crimes Against Property | 13% | 10% | 8% | 14% | 9% | 10% | 11% | 18% | 18% | 10% | 17% |
| Administration of Justice | 17% | 19% | 18% | 14% | 11% | 12% | 12% | 13% | 15% | 15% | 14% |
| Other Criminal Code | 8% | 4% | 10% | 8% | 7% | 6% | 8% | 3% | 11% | 5% | 2% |
| Criminal Code Traffic | 20% | 20% | 20% | 21% | 21% | 28% | 20% | 21% | 18% | 19% | 24% |
| Federal Statute | 7% | 14% | 12% | 6% | 13% | 8% | 14% | 9% | 12% | 13% | 8% |
| Total | 100% | 100% | 100% | 100% | 100% | 100% | 100% | 100% | 100% | 100% | 100% |

ONTARIO COURT OF JUSTICE CRIMINAL MODERNIZATION COMMITTEE ORILLIA DASHBOARD¹⁹

PERCENTAGE OF CASES DISPOSED⁸ AT TRIAL WITH TRIAL BY MONTHS TO DISPOSITION¹⁰

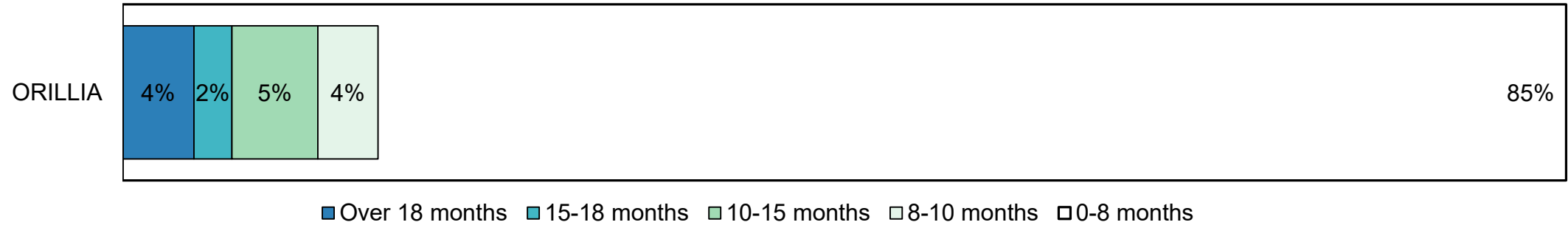


NUMBER, PERCENTAGE, & AVERAGE DAYS TO DISPOSITION¹⁵ OF CASES COMMITTED FOR TRIAL¹⁶ OF TOTAL CASES DISPOSED⁸



**ONTARIO COURT OF JUSTICE CRIMINAL MODERNIZATION COMMITTEE
ORILLIA DASHBOARD¹⁹
CASES PENDING AS OF DECEMBER 31, 2020**

PERCENTAGE OF PENDING CASES³ BY PENDING AGE⁶




Pending Cases³ by Pending Age⁶ and Percentage of Pending Cases In-Custody¹⁷ and Out-of-Custody¹⁸

| Court Location | Over 18 months | 15-18 months | 10-15 months | 8-10 months | 0-8 months | Total |
|----------------|----------------|--------------|--------------|-------------|------------|--------------|
| ORILLIA | 58 | 31 | 70 | 49 | 1,176 | 1,384 |
| In-Custody | 33% | 39% | 34% | 49% | 20% | 23% |
| Out-of-Custody | 67% | 61% | 66% | 51% | 80% | 77% |

PENDING CASES³ BY PHASE: 15-18 MONTHS⁶



PENDING CASES³ BY PHASE: OVER 18 MONTHS⁶

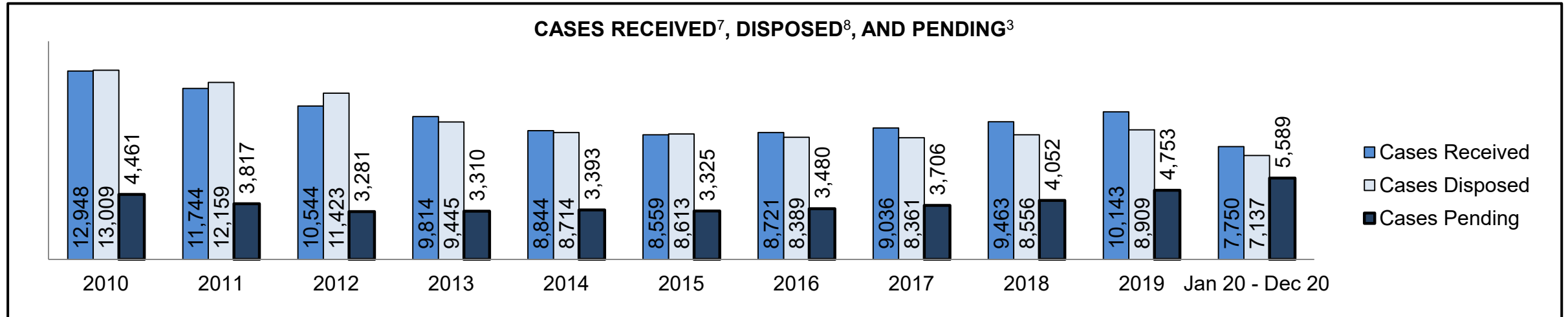


**ONTARIO COURT OF JUSTICE CRIMINAL MODERNIZATION COMMITTEE
OSHAWA DASHBOARD¹⁹**

| Key Metric | | Jan 20 - Dec 20 | | 2014 Baseline Median* | Change from 2014 Baseline Median | |
|---------------------|---|-------------------------------------|--------------------|-----------------------|----------------------------------|--------|
| | | Percent | Cases ¹ | | | |
| Bail | Disposed cases that began in the Bail Phase | | 31.2% | 2,229 | 48.0% | -16.7% |
| | Bail cases with a bail outcome (release order or detention order) | Total | 72.2% | 1,609 | 56.0% | 16.2% |
| | | Bail Disposition with 1 appearance | 58.0% | 933 | 47.7% | 10.2% |
| | | Bail Disposition in 1-3 days | 72.1% | 1,160 | 70.6% | 1.5% |
| | Bail cases with no bail disposition but with a case disposition | Total | 27.8% | 620 | 44.0% | -16.2% |
| | | Case disposition in 1-3 appearances | 19.8% | 123 | 35.1% | -15.3% |
| | | Case disposition in 0-3 months | 70.5% | 437 | 77.2% | -6.7% |
| | | Case disposition rate before trial | 93.2% | 578 | 90.7% | 2.6% |
| Before Trial | Disposition rate (includes bail cases with case dispositions) | | 91.0% | 6,497 | 83.6% | 7.4% |
| | Disposed within 1-3 appearances (net of bench warrant cases) | | 44.5% | 1,775 | 39.1% | 5.4% |
| | Disposed within 0-3 months (net of bench warrant cases) | | 57.9% | 2,309 | 60.6% | -2.7% |
| Trial | Collapse Rate at Trial ² | | 60.9% | 390 | 71.0% | -10.1% |

| Cases Pending ³ as of December 31, 2020 | | Percent | Cases ¹ | Cases in the Pre-Trial Phase ⁴ | Cases in the Trial Phase ⁵ (including preliminary hearing) |
|--|----------------|---------------|--------------------|---|---|
| Age of All Pending Cases⁶ | 0-8 months | 62.3% | 3,483 | 3,467 | 16 |
| | 8-10 months | 11.9% | 664 | 652 | 12 |
| | 10-15 months | 14.0% | 780 | 704 | 76 |
| | 15-18 months | 4.6% | 259 | 173 | 86 |
| | Over 18 months | 7.2% | 403 | 201 | 202 |
| Total | | 100.0% | 5,589 | 5,197 | 392 |

ONTARIO COURT OF JUSTICE CRIMINAL MODERNIZATION COMMITTEE OSHAWA DASHBOARD¹⁹

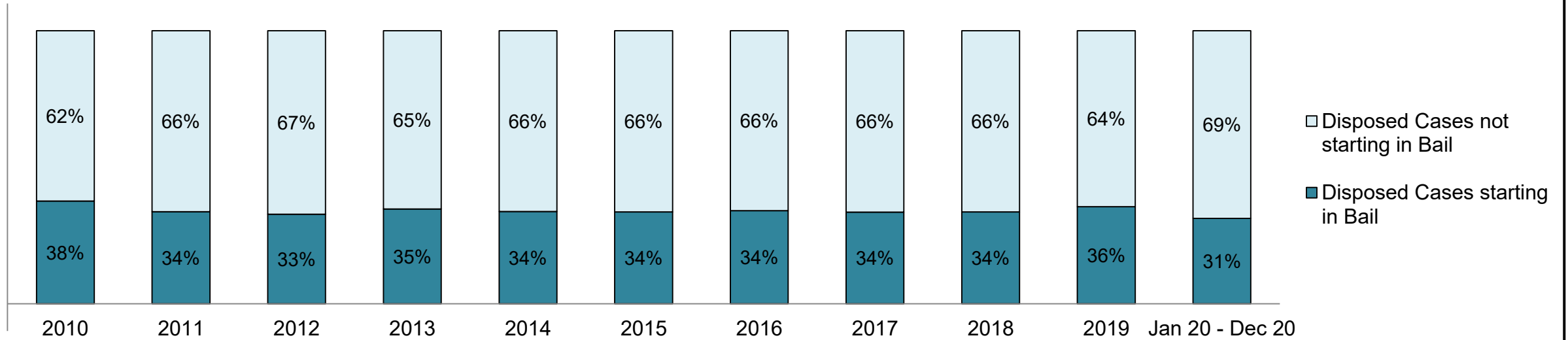


| Cases Received ⁷ by Offence Group | | | | | | | | | | | |
|--|-------|-------|-------|-------|-------|-------|-------|-------|-------|-------|-----------------|
| Offence Group ⁹ | 2010 | 2011 | 2012 | 2013 | 2014 | 2015 | 2016 | 2017 | 2018 | 2019 | Jan 20 - Dec 20 |
| Crimes Against The Person | 2,942 | 2,695 | 2,545 | 2,448 | 2,152 | 2,086 | 2,315 | 2,280 | 2,376 | 2,468 | 2,018 |
| Crimes Against Property | 2,657 | 2,489 | 2,208 | 2,185 | 1,814 | 1,945 | 1,840 | 1,985 | 2,033 | 2,404 | 1,844 |
| Administration of Justice | 3,360 | 3,032 | 2,799 | 2,444 | 2,468 | 2,333 | 2,473 | 2,833 | 2,986 | 3,478 | 2,150 |
| Other Criminal Code | 1,006 | 753 | 589 | 522 | 438 | 349 | 328 | 282 | 440 | 372 | 399 |
| Criminal Code Traffic | 1,162 | 1,010 | 1,059 | 949 | 967 | 952 | 1,037 | 997 | 1,029 | 1,012 | 870 |
| Federal Statute | 1,821 | 1,765 | 1,344 | 1,266 | 1,005 | 894 | 728 | 659 | 599 | 409 | 469 |

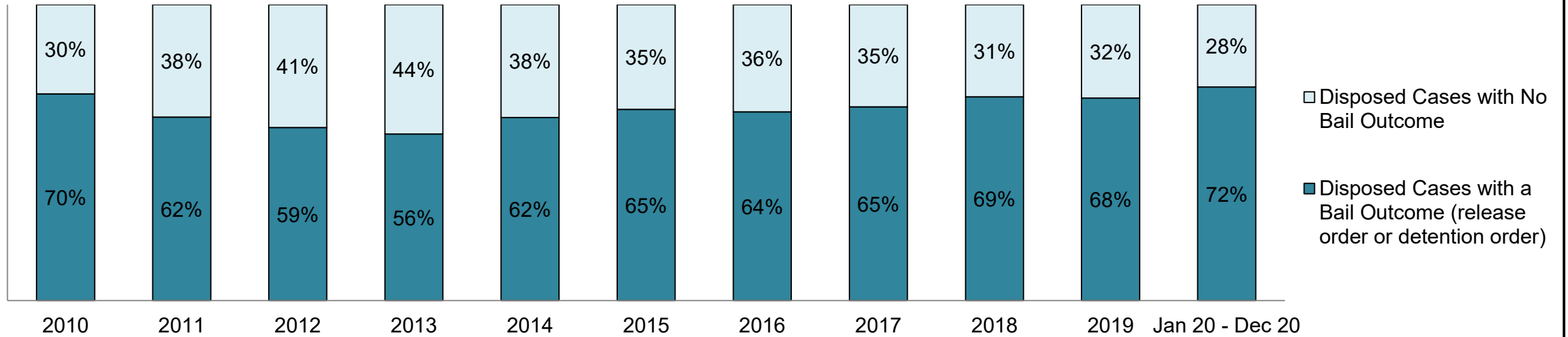
| Cases Pending ³ by Offence Group | | | | | | | | | | | |
|---|-------|-------|------|------|------|-------|-------|-------|-------|-------|-----------------|
| Offence Group ⁹ | 2010 | 2011 | 2012 | 2013 | 2014 | 2015 | 2016 | 2017 | 2018 | 2019 | Jan 20 - Dec 20 |
| Crimes Against The Person | 1,223 | 1,059 | 958 | 997 | 948 | 1,005 | 1,121 | 1,283 | 1,368 | 1,560 | 1,871 |
| Crimes Against Property | 832 | 720 | 618 | 690 | 590 | 669 | 651 | 668 | 785 | 993 | 1,137 |
| Administration of Justice | 714 | 566 | 497 | 477 | 616 | 592 | 574 | 751 | 897 | 1,118 | 1,073 |
| Other Criminal Code | 352 | 286 | 211 | 192 | 207 | 145 | 166 | 156 | 179 | 211 | 323 |
| Criminal Code Traffic | 584 | 553 | 545 | 492 | 548 | 541 | 616 | 599 | 581 | 629 | 874 |
| Federal Statute | 756 | 633 | 452 | 462 | 484 | 373 | 352 | 249 | 242 | 242 | 311 |

**ONTARIO COURT OF JUSTICE CRIMINAL MODERNIZATION COMMITTEE
OSHAWA DASHBOARD¹⁹**

PERCENTAGE OF DISPOSED CASES⁸ STARTING IN BAIL

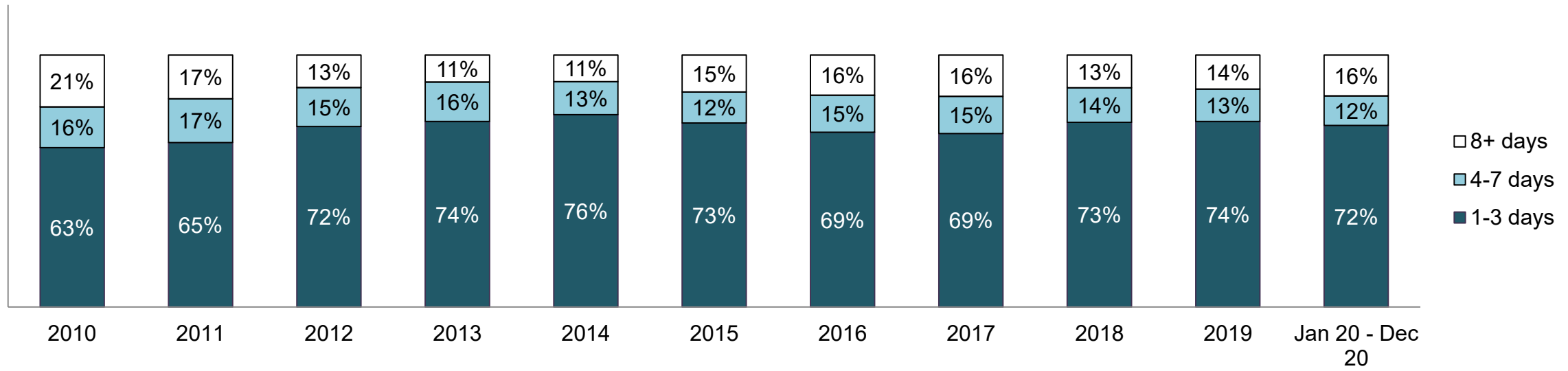


PERCENTAGE OF DISPOSED CASES⁸ STARTING IN BAIL BY BAIL OUTCOME

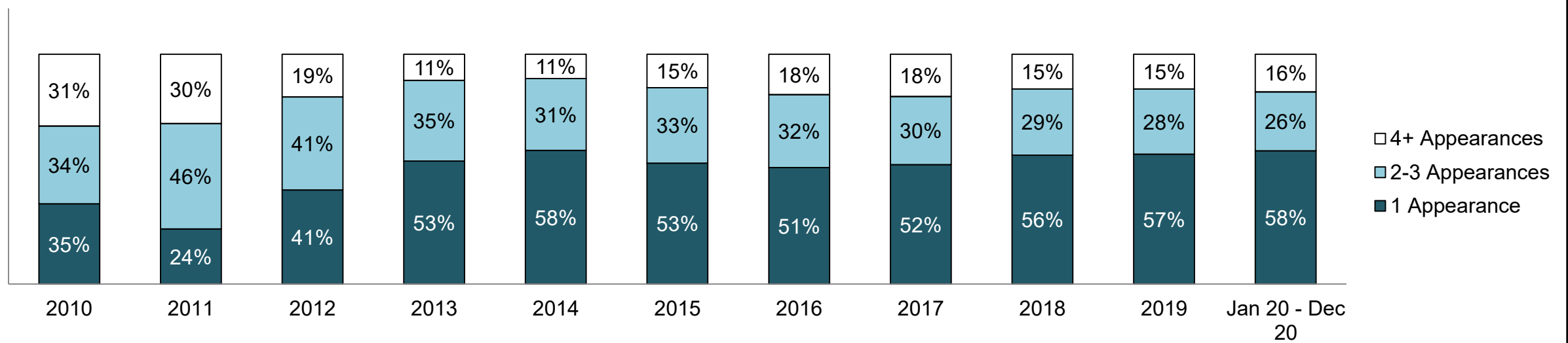


ONTARIO COURT OF JUSTICE CRIMINAL MODERNIZATION COMMITTEE OSHAWA DASHBOARD¹⁹

PERCENTAGE OF BAIL CASES BY DAYS FROM FIRST BAIL APPEARANCE TO BAIL DISPOSITION

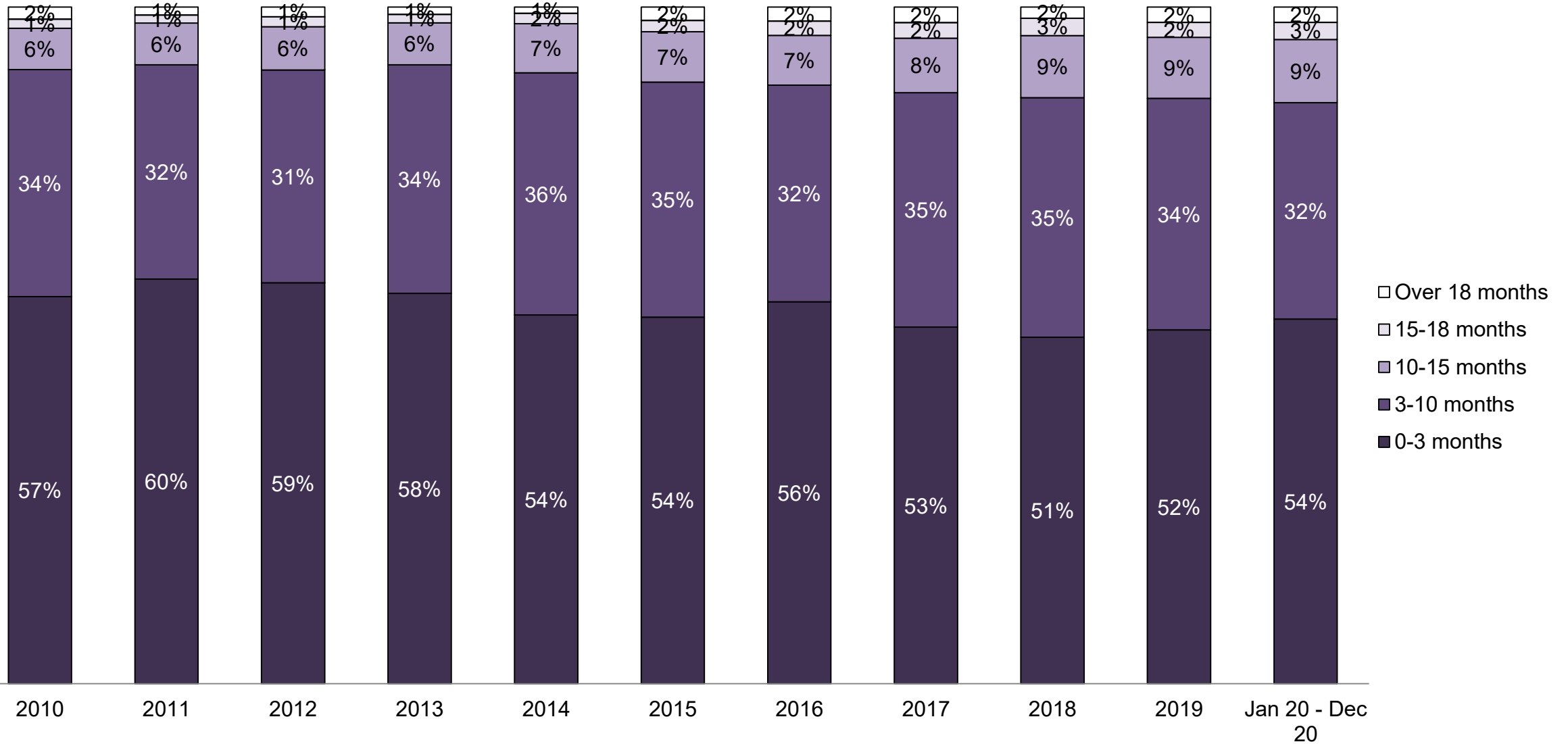


PERCENTAGE OF BAIL CASES BY NUMBER OF APPEARANCES FROM FIRST BAIL APPEARANCE TO BAIL DISPOSITION

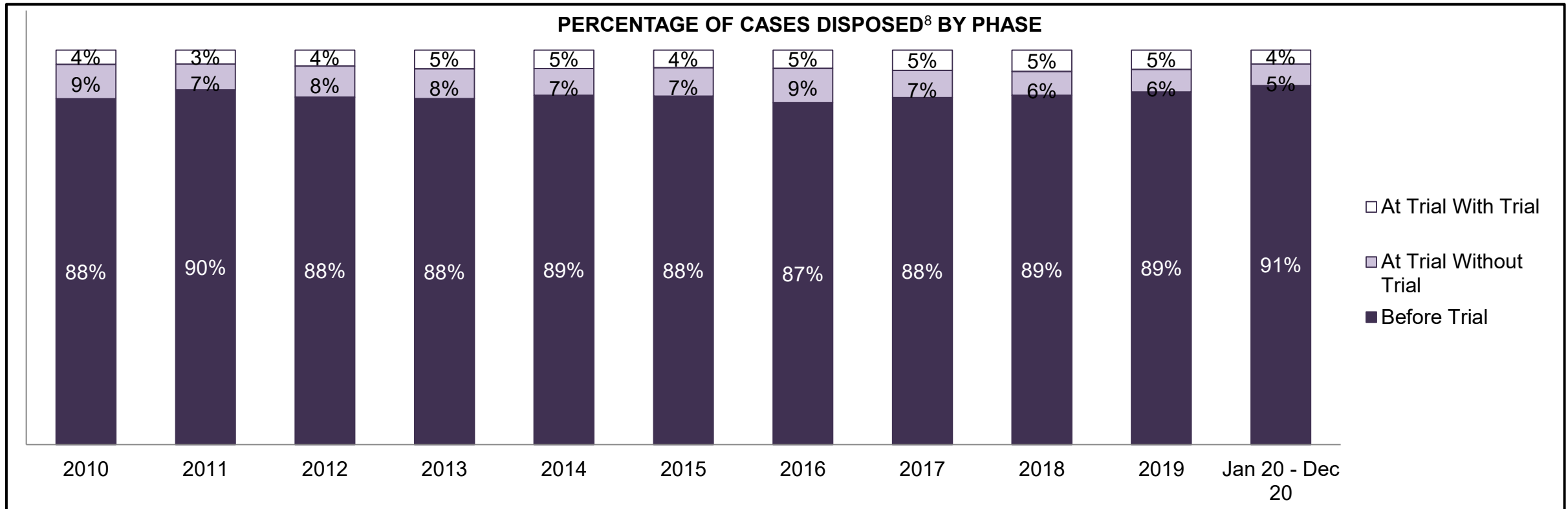


ONTARIO COURT OF JUSTICE CRIMINAL MODERNIZATION COMMITTEE OSHAWA DASHBOARD¹⁹

PERCENTAGE OF DISPOSED CASES⁸ BY MONTHS TO DISPOSITION¹⁰



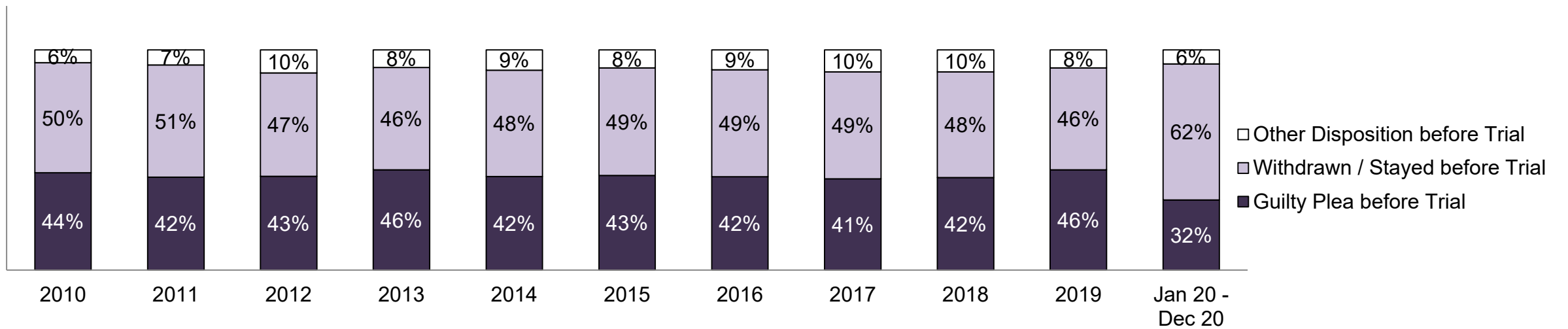
**ONTARIO COURT OF JUSTICE CRIMINAL MODERNIZATION COMMITTEE
OSHAWA DASHBOARD¹⁹**



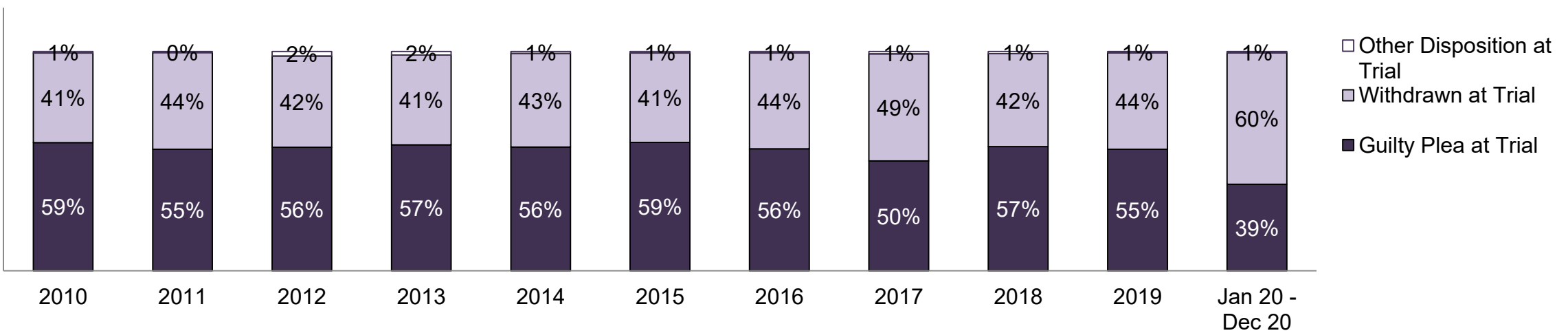
| Cases Disposed⁸ by Phase and Percentage of In-Custody¹¹, Out-of-Custody¹² Cases at Case Disposition | | | | | | | | | | | |
|---|-------------|-------------|-------------|-------------|-------------|-------------|-------------|-------------|-------------|-------------|------------------------|
| Phases | 2010 | 2011 | 2012 | 2013 | 2014 | 2015 | 2016 | 2017 | 2018 | 2019 | Jan 20 - Dec 20 |
| At Trial With Trial | 472 | 425 | 460 | 444 | 409 | 385 | 389 | 429 | 462 | 434 | 250 |
| In-Custody | 13% | 13% | 12% | 14% | 12% | 13% | 12% | 8% | 7% | 7% | 8% |
| Out-of-Custody | 87% | 87% | 88% | 86% | 88% | 87% | 88% | 92% | 93% | 93% | 92% |
| At Trial Without Trial | 1,135 | 803 | 898 | 717 | 586 | 620 | 729 | 577 | 517 | 512 | 390 |
| In-Custody | 10% | 13% | 14% | 11% | 10% | 10% | 9% | 9% | 7% | 9% | 9% |
| Out-of-Custody | 90% | 87% | 86% | 89% | 90% | 90% | 91% | 91% | 93% | 91% | 91% |
| Before Trial | 11,402 | 10,931 | 10,065 | 8,284 | 7,719 | 7,608 | 7,271 | 7,355 | 7,577 | 7,963 | 6,497 |
| In-Custody | 18% | 17% | 17% | 18% | 15% | 14% | 15% | 14% | 13% | 13% | 11% |
| Out-of-Custody | 82% | 83% | 83% | 82% | 85% | 86% | 85% | 86% | 87% | 87% | 89% |

ONTARIO COURT OF JUSTICE CRIMINAL MODERNIZATION COMMITTEE OSHAWA DASHBOARD¹⁹

PERCENTAGE OF CASES DISPOSED⁸ BEFORE TRIAL BY OUTCOME

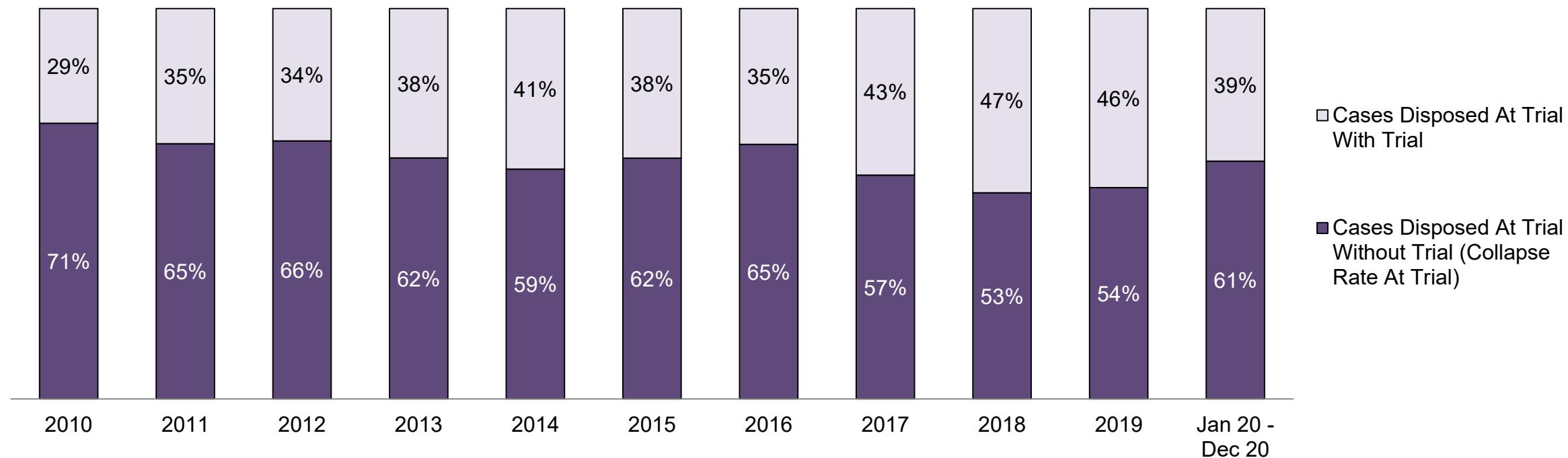


PERCENTAGE OF CASES DISPOSED⁸ AT TRIAL WITHOUT TRIAL (CASES COLLAPSED AT TRIAL) BY OUTCOME



ONTARIO COURT OF JUSTICE CRIMINAL MODERNIZATION COMMITTEE OSHAWA DASHBOARD¹⁹

PERCENTAGE OF CASES DISPOSED⁸ BY PHASE FOR CASES SET FOR TRIAL¹³

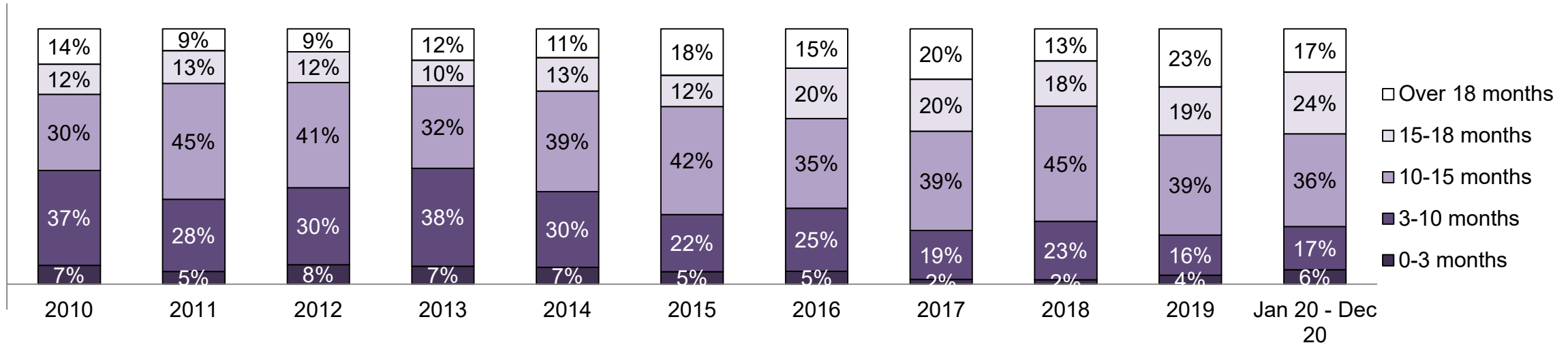


Percentage of Cases Disposed⁸ At Trial Without Trial (Collapse Rate At Trial²) by Offence Group At Disposition

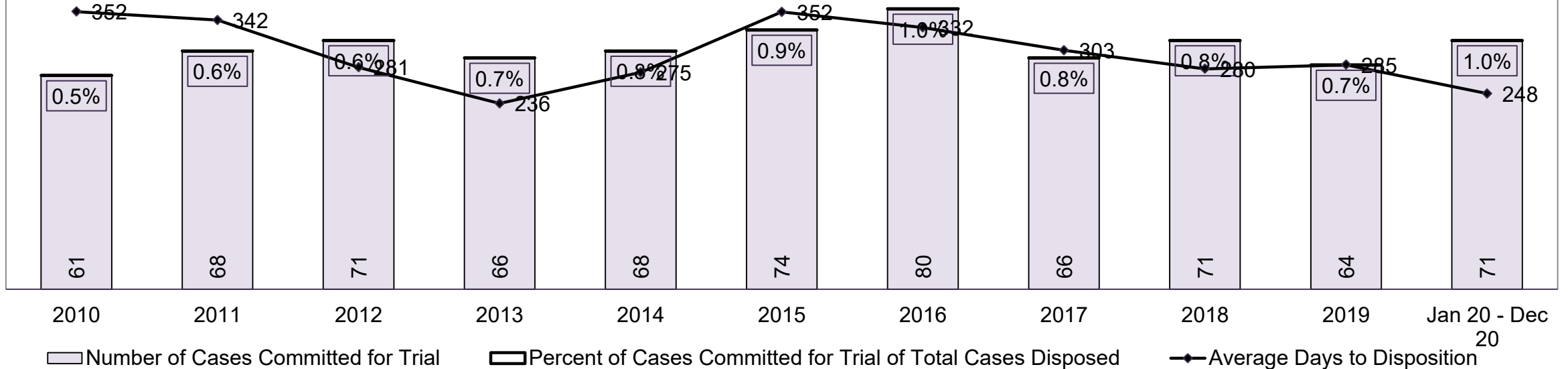
| Offence Group at Disposition ¹⁴ | 2010 | 2011 | 2012 | 2013 | 2014 | 2015 | 2016 | 2017 | 2018 | 2019 | Jan 20 - Dec 20 |
|--|-------------|-------------|-------------|-------------|-------------|-------------|-------------|-------------|-------------|-------------|-----------------|
| Crimes Against The Person | 36% | 39% | 34% | 33% | 35% | 33% | 34% | 36% | 39% | 39% | 44% |
| Crimes Against Property | 10% | 10% | 9% | 13% | 13% | 10% | 12% | 9% | 7% | 8% | 7% |
| Administration of Justice | 11% | 13% | 12% | 11% | 12% | 11% | 13% | 8% | 9% | 12% | 11% |
| Other Criminal Code | 6% | 5% | 9% | 6% | 4% | 7% | 5% | 6% | 7% | 5% | 7% |
| Criminal Code Traffic | 26% | 22% | 24% | 26% | 25% | 25% | 24% | 29% | 30% | 26% | 22% |
| Federal Statute | 11% | 11% | 12% | 12% | 11% | 14% | 12% | 12% | 8% | 9% | 8% |
| Total | 100% | 100% | 100% | 100% | 100% | 100% | 100% | 100% | 100% | 100% | 100% |

ONTARIO COURT OF JUSTICE CRIMINAL MODERNIZATION COMMITTEE OSHAWA DASHBOARD¹⁹

PERCENTAGE OF CASES DISPOSED⁸ AT TRIAL WITH TRIAL BY MONTHS TO DISPOSITION¹⁰

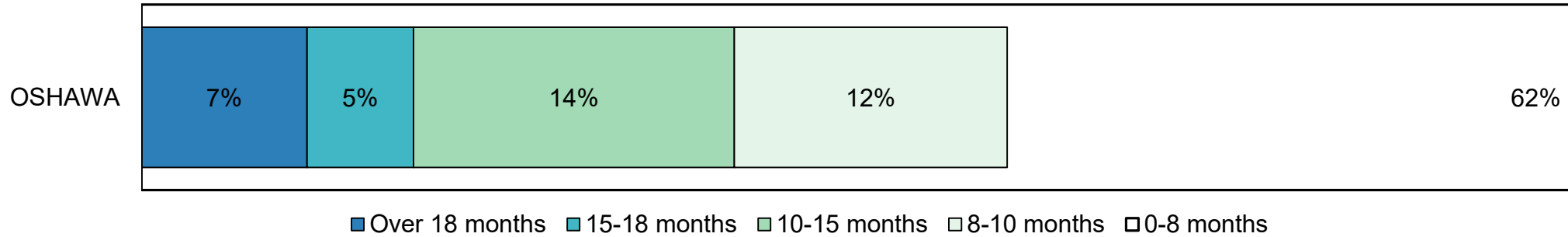


NUMBER, PERCENTAGE, & AVERAGE DAYS TO DISPOSITION¹⁵ OF CASES COMMITTED FOR TRIAL¹⁶ OF TOTAL CASES DISPOSED⁸



**ONTARIO COURT OF JUSTICE CRIMINAL MODERNIZATION COMMITTEE
 OSHAWA DASHBOARD¹⁹
 CASES PENDING AS OF DECEMBER 31, 2020**

PERCENTAGE OF PENDING CASES³ BY PENDING AGE⁶



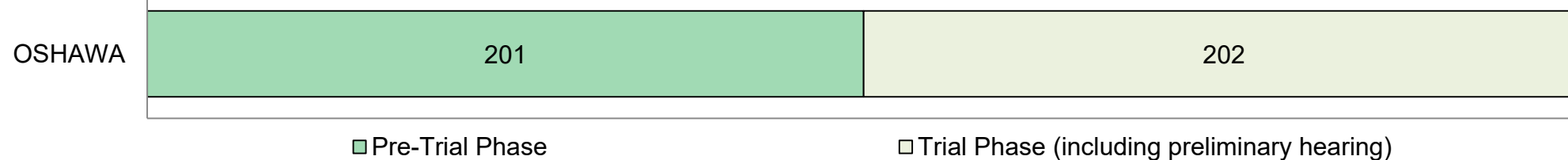
Pending Cases³ by Pending Age⁶ and Percentage of Pending Cases In-Custody¹⁷ and Out-of-Custody¹⁸

| Court Location | Over 18 months | 15-18 months | 10-15 months | 8-10 months | 0-8 months | Total |
|----------------|----------------|--------------|--------------|-------------|------------|--------------|
| OSHAWA | 403 | 259 | 780 | 664 | 3,483 | 5,589 |
| In-Custody | 4% | 2% | 5% | 4% | 5% | 5% |
| Out-of-Custody | 96% | 98% | 95% | 96% | 95% | 95% |

PENDING CASES³ BY PHASE: 15-18 MONTHS⁶



PENDING CASES³ BY PHASE: OVER 18 MONTHS⁶



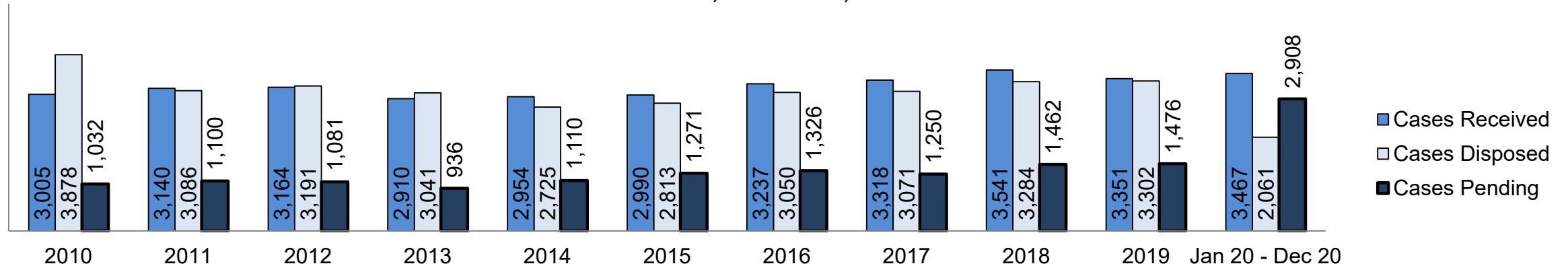
**ONTARIO COURT OF JUSTICE CRIMINAL MODERNIZATION COMMITTEE
PETERBOROUGH DASHBOARD¹⁹**

| Key Metric | | Jan 20 - Dec 20 | | 2014 Baseline Median* | Change from 2014 Baseline Median | |
|--------------|---|-------------------------------------|--------------------|-----------------------|----------------------------------|--------|
| | | Percent | Cases ¹ | | | |
| Bail | Disposed cases that began in the Bail Phase | | 36.8% | 759 | 42.6% | -5.7% |
| | Bail cases with a bail outcome (release order or detention order) | Total | 58.8% | 446 | 47.8% | 11.0% |
| | | Bail Disposition with 1 appearance | 59.9% | 267 | 48.8% | 11.1% |
| | | Bail Disposition in 1-3 days | 77.6% | 346 | 72.1% | 5.4% |
| | Bail cases with no bail disposition but with a case disposition | Total | 41.2% | 313 | 52.2% | -11.0% |
| | | Case disposition in 1-3 appearances | 13.4% | 42 | 35.3% | -21.9% |
| | | Case disposition in 0-3 months | 70.3% | 220 | 81.3% | -11.1% |
| | | Case disposition rate before trial | 95.8% | 300 | 90.5% | 5.4% |
| Before Trial | Disposition rate (includes bail cases with case dispositions) | | 94.8% | 1,954 | 82.9% | 11.9% |
| | Disposed within 1-3 appearances (net of bench warrant cases) | | 34.0% | 368 | 39.0% | -5.0% |
| | Disposed within 0-3 months (net of bench warrant cases) | | 65.0% | 703 | 67.5% | -2.5% |
| Trial | Collapse Rate at Trial ² | | 67.3% | 72 | 70.0% | -2.7% |

| Cases Pending ³ as of December 31, 2020 | | Percent | Cases ¹ | Cases in the Pre-Trial Phase ⁴ | Cases in the Trial Phase ⁵ (including preliminary hearing) |
|--|----------------|---------------|--------------------|---|---|
| Age of All Pending Cases ⁶ | 0-8 months | 81.0% | 2,355 | 2,345 | 10 |
| | 8-10 months | 6.9% | 202 | 192 | 10 |
| | 10-15 months | 7.2% | 210 | 201 | 9 |
| | 15-18 months | 1.9% | 56 | 42 | 14 |
| | Over 18 months | 2.9% | 85 | 53 | 32 |
| Total | | 100.0% | 2,908 | 2,833 | 75 |

ONTARIO COURT OF JUSTICE CRIMINAL MODERNIZATION COMMITTEE PETERBOROUGH DASHBOARD¹⁹

CASES RECEIVED⁷, DISPOSED⁸, AND PENDING³



Cases Received⁷ by Offence Group

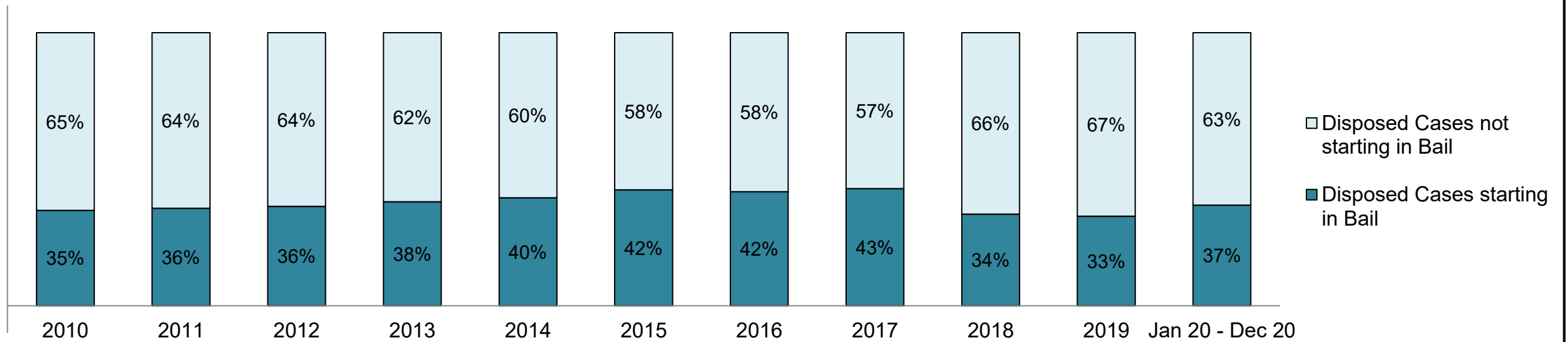
| Offence Group ⁹ | 2010 | 2011 | 2012 | 2013 | 2014 | 2015 | 2016 | 2017 | 2018 | 2019 | Jan 20 - Dec 20 |
|----------------------------|------|------|------|------|------|------|-------|-------|-------|-------|-----------------|
| Crimes Against The Person | 657 | 722 | 716 | 691 | 717 | 669 | 722 | 735 | 711 | 709 | 881 |
| Crimes Against Property | 676 | 663 | 744 | 696 | 673 | 789 | 775 | 807 | 897 | 893 | 921 |
| Administration of Justice | 846 | 846 | 929 | 848 | 847 | 979 | 1,065 | 1,154 | 1,380 | 1,218 | 1,036 |
| Other Criminal Code | 115 | 123 | 99 | 131 | 138 | 101 | 164 | 128 | 99 | 154 | 139 |
| Criminal Code Traffic | 302 | 357 | 385 | 332 | 287 | 270 | 283 | 246 | 292 | 239 | 314 |
| Federal Statute | 409 | 429 | 291 | 212 | 292 | 182 | 228 | 248 | 162 | 138 | 176 |

Cases Pending³ by Offence Group

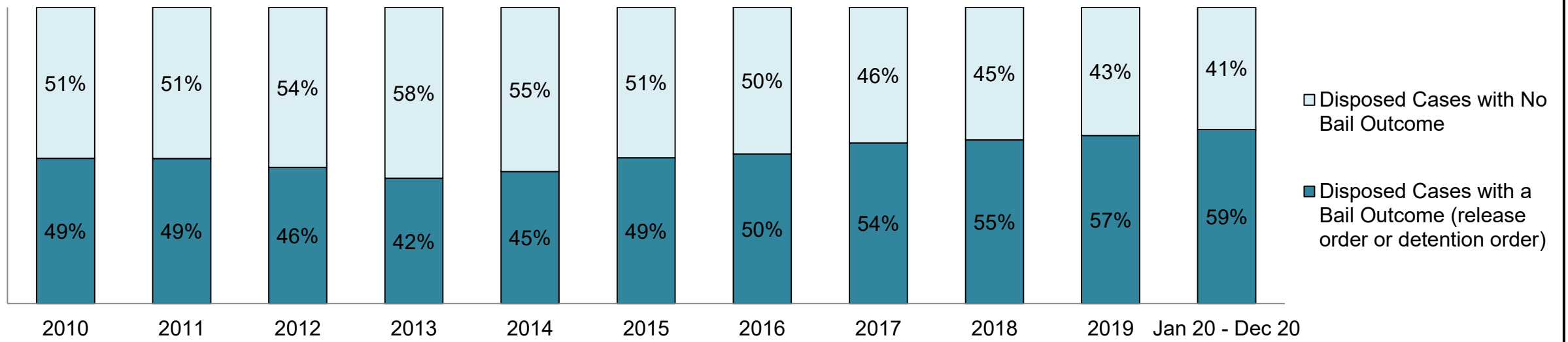
| Offence Group ⁹ | 2010 | 2011 | 2012 | 2013 | 2014 | 2015 | 2016 | 2017 | 2018 | 2019 | Jan 20 - Dec 20 |
|----------------------------|------|------|------|------|------|------|------|------|------|------|-----------------|
| Crimes Against The Person | 309 | 289 | 287 | 276 | 296 | 318 | 370 | 338 | 347 | 437 | 763 |
| Crimes Against Property | 222 | 216 | 242 | 219 | 231 | 345 | 286 | 313 | 424 | 393 | 832 |
| Administration of Justice | 171 | 226 | 227 | 185 | 223 | 282 | 299 | 309 | 428 | 382 | 793 |
| Other Criminal Code | 44 | 38 | 39 | 40 | 65 | 52 | 78 | 69 | 52 | 83 | 149 |
| Criminal Code Traffic | 115 | 148 | 140 | 117 | 131 | 134 | 140 | 121 | 138 | 119 | 259 |
| Federal Statute | 171 | 183 | 146 | 99 | 164 | 140 | 153 | 100 | 73 | 62 | 112 |

**ONTARIO COURT OF JUSTICE CRIMINAL MODERNIZATION COMMITTEE
PETERBOROUGH DASHBOARD¹⁹**

PERCENTAGE OF DISPOSED CASES⁸ STARTING IN BAIL

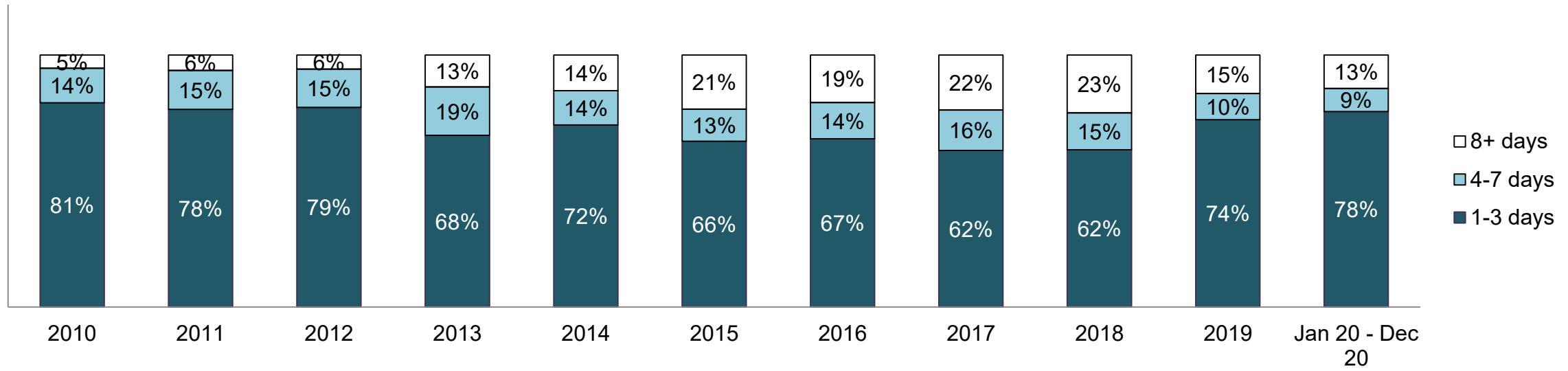


PERCENTAGE OF DISPOSED CASES⁸ STARTING IN BAIL BY BAIL OUTCOME

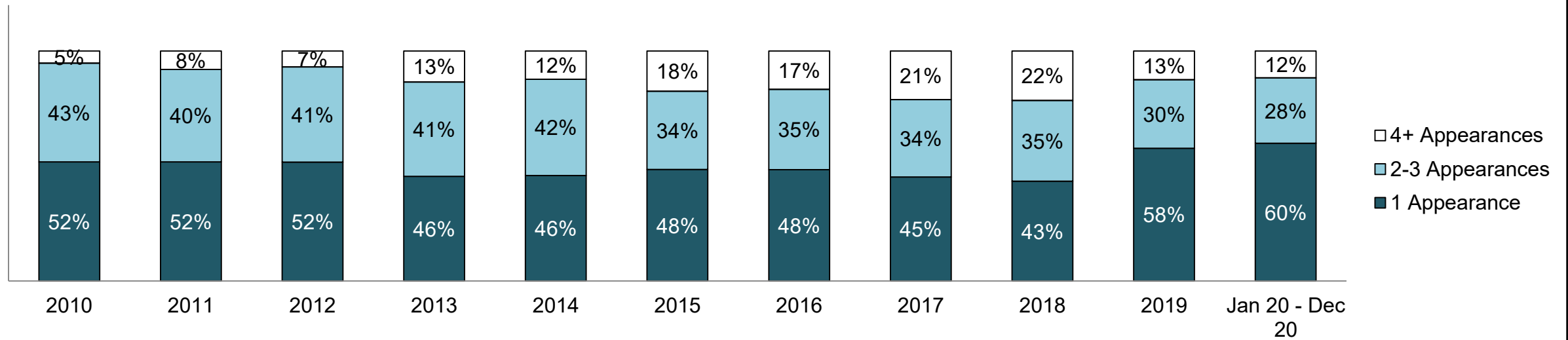


ONTARIO COURT OF JUSTICE CRIMINAL MODERNIZATION COMMITTEE PETERBOROUGH DASHBOARD¹⁹

PERCENTAGE OF BAIL CASES BY DAYS FROM FIRST BAIL APPEARANCE TO BAIL DISPOSITION

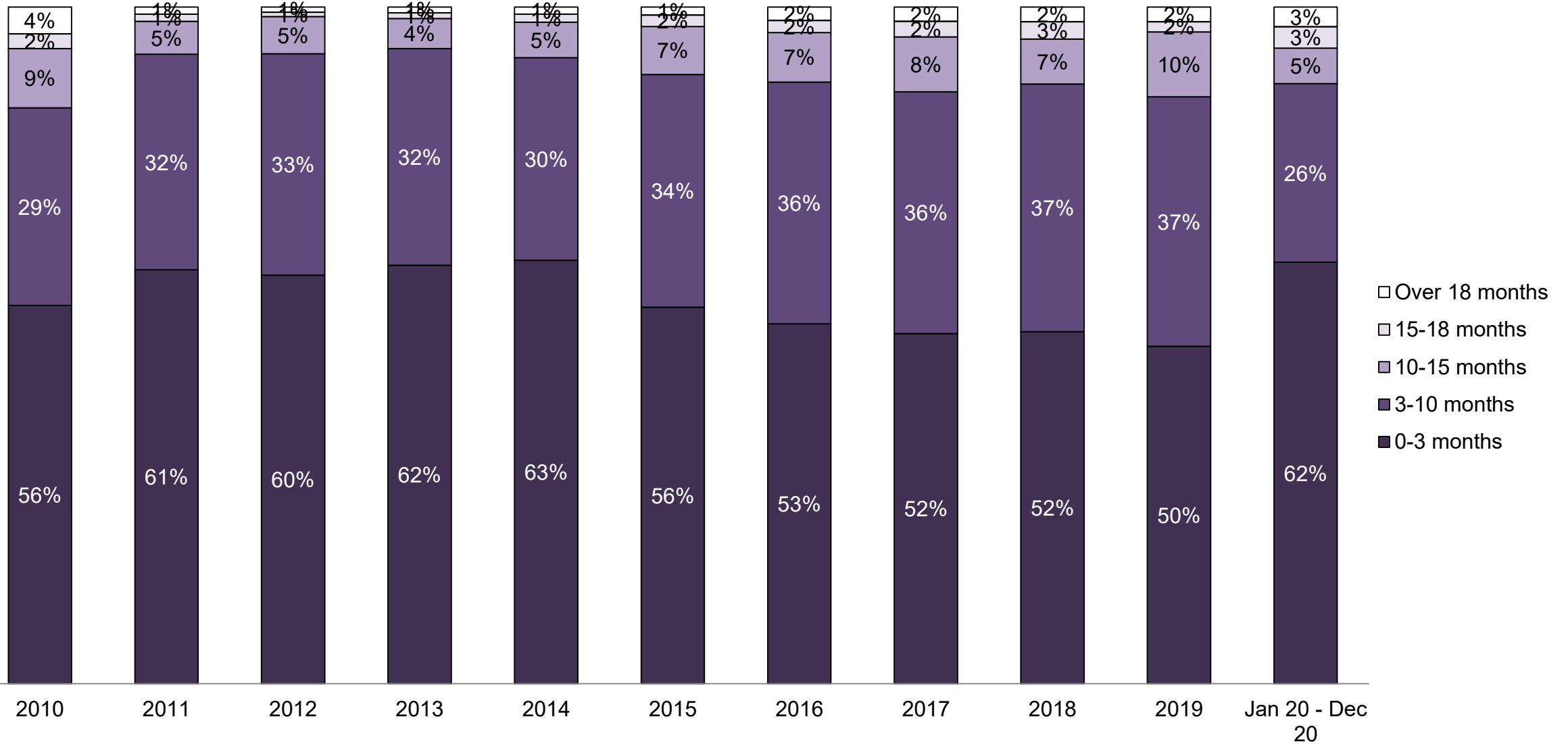


PERCENTAGE OF BAIL CASES BY NUMBER OF APPEARANCES FROM FIRST BAIL APPEARANCE TO BAIL DISPOSITION

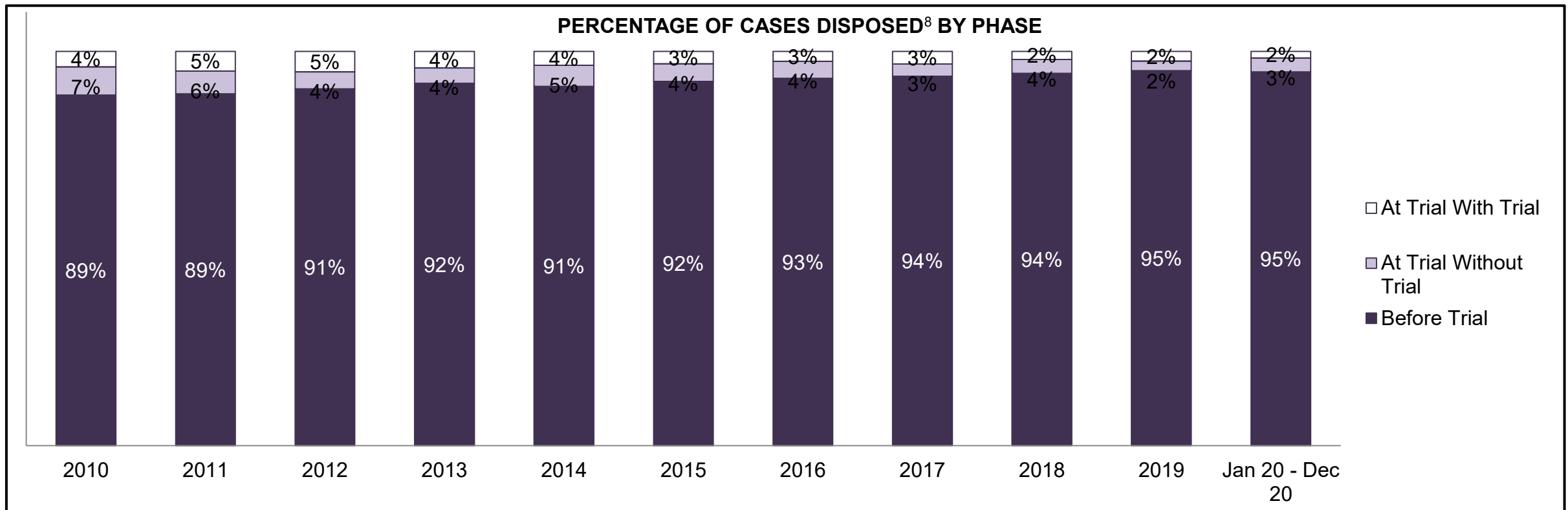


ONTARIO COURT OF JUSTICE CRIMINAL MODERNIZATION COMMITTEE PETERBOROUGH DASHBOARD¹⁹

PERCENTAGE OF DISPOSED CASES⁸ BY MONTHS TO DISPOSITION¹⁰



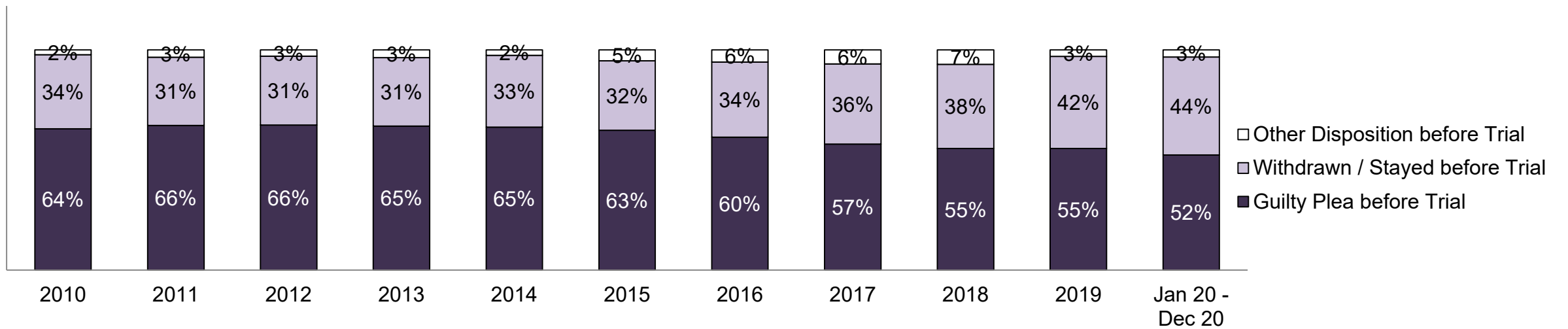
**ONTARIO COURT OF JUSTICE CRIMINAL MODERNIZATION COMMITTEE
PETERBOROUGH DASHBOARD¹⁹**



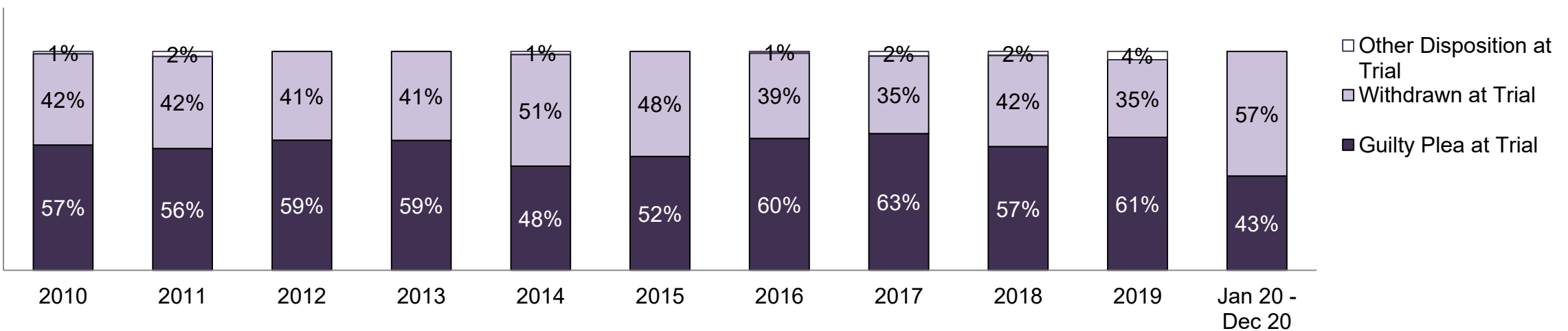
| Cases Disposed⁸ by Phase and Percentage of In-Custody¹¹, Out-of-Custody¹² Cases at Case Disposition | | | | | | | | | | | |
|---|-------------|-------------|-------------|-------------|-------------|-------------|-------------|-------------|-------------|-------------|------------------------|
| Phases | 2010 | 2011 | 2012 | 2013 | 2014 | 2015 | 2016 | 2017 | 2018 | 2019 | Jan 20 - Dec 20 |
| At Trial With Trial | 153 | 154 | 165 | 127 | 96 | 89 | 77 | 98 | 68 | 82 | 35 |
| In-Custody | 14% | 14% | 15% | 16% | 10% | 13% | 14% | 11% | 13% | 15% | 9% |
| Out-of-Custody | 86% | 86% | 85% | 84% | 90% | 87% | 86% | 89% | 87% | 85% | 91% |
| At Trial Without Trial | 276 | 178 | 138 | 118 | 145 | 125 | 131 | 96 | 115 | 79 | 72 |
| In-Custody | 10% | 16% | 14% | 21% | 19% | 19% | 12% | 6% | 13% | 16% | 14% |
| Out-of-Custody | 90% | 84% | 86% | 79% | 81% | 81% | 88% | 94% | 87% | 84% | 86% |
| Before Trial | 3,449 | 2,754 | 2,888 | 2,796 | 2,484 | 2,599 | 2,842 | 2,877 | 3,101 | 3,141 | 1,954 |
| In-Custody | 20% | 20% | 21% | 24% | 24% | 23% | 22% | 22% | 17% | 16% | 17% |
| Out-of-Custody | 80% | 80% | 79% | 76% | 76% | 77% | 78% | 78% | 83% | 84% | 83% |

ONTARIO COURT OF JUSTICE CRIMINAL MODERNIZATION COMMITTEE PETERBOROUGH DASHBOARD¹⁹

PERCENTAGE OF CASES DISPOSED⁸ BEFORE TRIAL BY OUTCOME

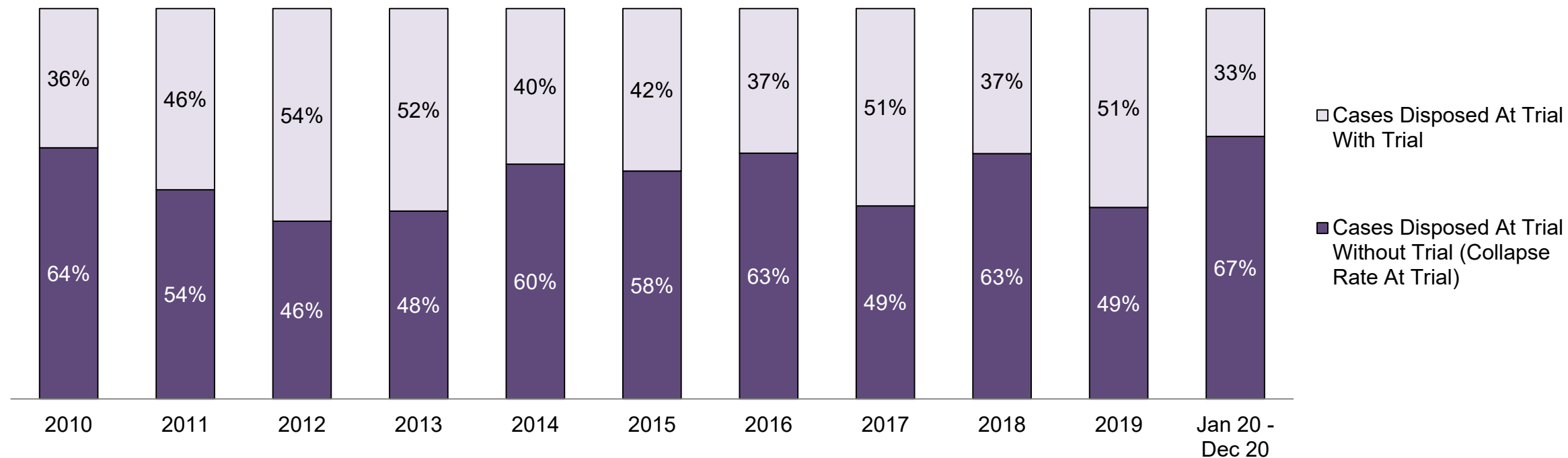


PERCENTAGE OF CASES DISPOSED⁸ AT TRIAL WITHOUT TRIAL (CASES COLLAPSED AT TRIAL) BY OUTCOME



ONTARIO COURT OF JUSTICE CRIMINAL MODERNIZATION COMMITTEE PETERBOROUGH DASHBOARD¹⁹

PERCENTAGE OF CASES DISPOSED⁸ BY PHASE FOR CASES SET FOR TRIAL¹³

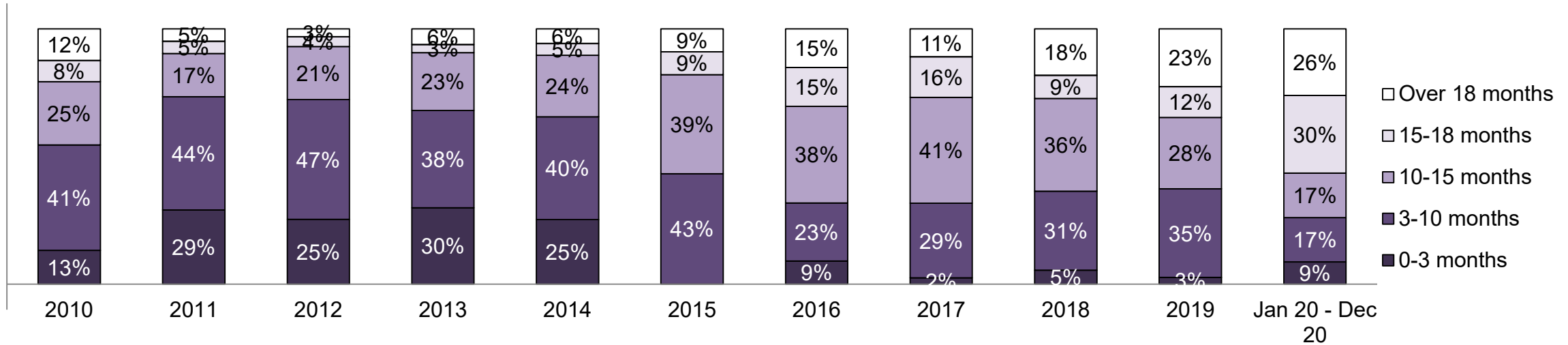


Percentage of Cases Disposed⁸ At Trial Without Trial (Collapse Rate At Trial²) by Offence Group At Disposition

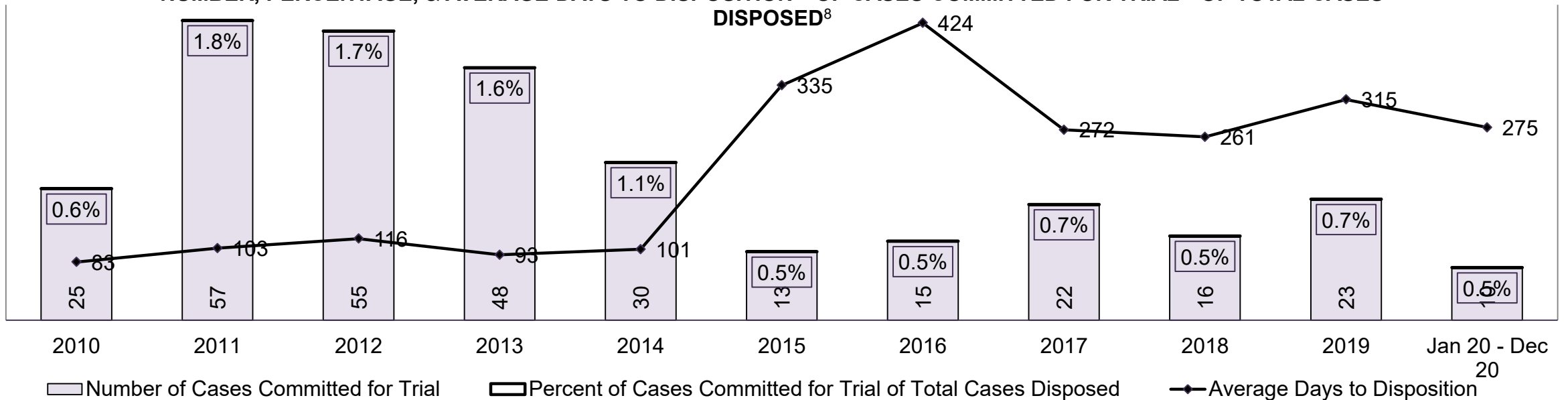
| Offence Group at Disposition ¹⁴ | 2010 | 2011 | 2012 | 2013 | 2014 | 2015 | 2016 | 2017 | 2018 | 2019 | Jan 20 - Dec 20 |
|--|-------------|-------------|-------------|-------------|-------------|-------------|-------------|-------------|-------------|-------------|-----------------|
| Crimes Against The Person | 39% | 49% | 46% | 43% | 44% | 38% | 37% | 45% | 43% | 43% | 40% |
| Crimes Against Property | 16% | 10% | 9% | 7% | 16% | 11% | 13% | 10% | 9% | 12% | 7% |
| Administration of Justice | 13% | 10% | 12% | 8% | 7% | 11% | 12% | 11% | 10% | 9% | 12% |
| Other Criminal Code | 3% | 6% | 4% | 4% | 3% | 8% | 4% | 6% | 8% | 8% | 4% |
| Criminal Code Traffic | 26% | 19% | 21% | 27% | 22% | 23% | 21% | 23% | 20% | 16% | 27% |
| Federal Statute | 3% | 5% | 9% | 11% | 7% | 9% | 13% | 6% | 11% | 12% | 9% |
| Total | 100% | 100% | 100% | 100% | 100% | 100% | 100% | 100% | 100% | 100% | 100% |

ONTARIO COURT OF JUSTICE CRIMINAL MODERNIZATION COMMITTEE PETERBOROUGH DASHBOARD¹⁹

PERCENTAGE OF CASES DISPOSED⁸ AT TRIAL WITH TRIAL BY MONTHS TO DISPOSITION¹⁰



NUMBER, PERCENTAGE, & AVERAGE DAYS TO DISPOSITION¹⁵ OF CASES COMMITTED FOR TRIAL¹⁶ OF TOTAL CASES DISPOSED⁸



**ONTARIO COURT OF JUSTICE CRIMINAL MODERNIZATION COMMITTEE
PETERBOROUGH DASHBOARD¹⁹
CASES PENDING AS OF DECEMBER 31, 2020**

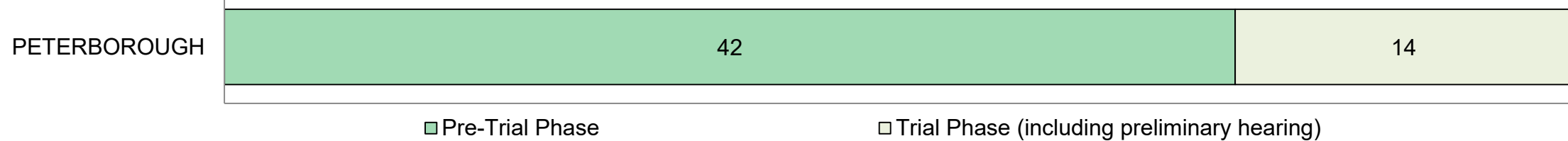
PERCENTAGE OF PENDING CASES³ BY PENDING AGE⁶



Pending Cases³ by Pending Age⁶ and Percentage of Pending Cases In-Custody¹⁷ and Out-of-Custody¹⁸

| Court Location | Over 18 months | 15-18 months | 10-15 months | 8-10 months | 0-8 months | Total |
|---------------------|----------------|--------------|--------------|-------------|------------|--------------|
| PETERBOROUGH | 85 | 56 | 210 | 202 | 2,355 | 2,908 |
| In-Custody | 18% | 4% | 5% | 13% | 6% | 7% |
| Out-of-Custody | 82% | 96% | 95% | 87% | 94% | 93% |

PENDING CASES³ BY PHASE: 15-18 MONTHS⁶



PENDING CASES³ BY PHASE: OVER 18 MONTHS⁶



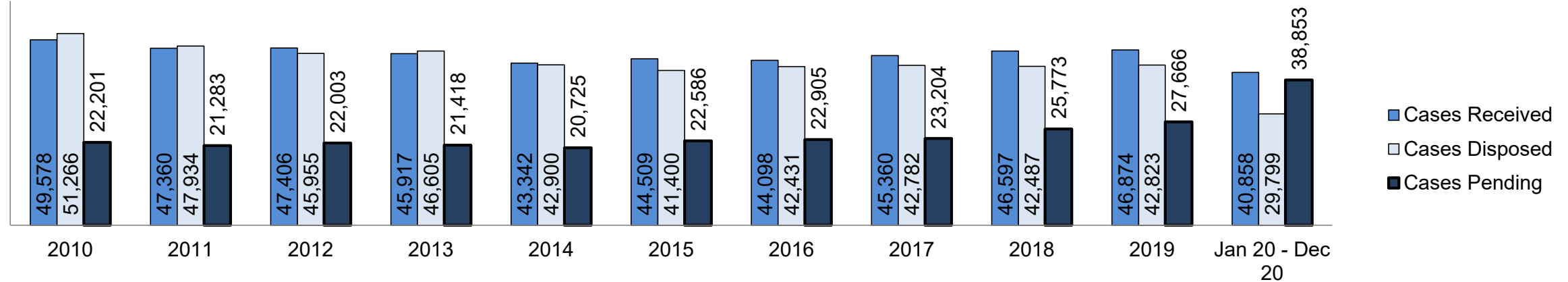
**ONTARIO COURT OF JUSTICE CRIMINAL MODERNIZATION COMMITTEE
CENTRAL WEST DASHBOARD¹⁹**

| Key Metric | | Jan 20 - Dec 20 | | 2014 Baseline Regional Median* | Change from 2014 Regional Median | |
|------------------------------------|---|-------------------------------------|--------------------|-----------------------------------|-------------------------------------|--------|
| | | Percent | Cases ¹ | | | |
| Bail | Disposed cases that began in the Bail Phase | | 45.5% | 13,564 | 43.6% | 1.9% |
| | Bail cases with a bail outcome (release order or detention order) | Total | 54.3% | 7,367 | 58.5% | -4.2% |
| | | Bail Disposition with 1 appearance | 55.2% | 4,066 | 53.2% | 2.0% |
| | | Bail Disposition in 1-3 days | 69.0% | 5,083 | 73.8% | -4.8% |
| | Bail cases with no bail disposition but with a case disposition | Total | 45.7% | 6,197 | 41.5% | 4.2% |
| | | Case disposition in 1-3 appearances | 14.0% | 865 | 29.0% | -15.0% |
| | | Case disposition in 0-3 months | 56.4% | 3,498 | 73.4% | -17.0% |
| Case disposition rate before trial | | 92.5% | 5,734 | 89.6% | 2.9% | |
| Before Trial | Disposition rate (includes bail cases with case dispositions) | | 91.3% | 27,206 | 81.4% | 9.9% |
| | Disposed within 1-3 appearances (net of bench warrant cases) | | 34.3% | 5,160 | 40.5% | -6.2% |
| | Disposed within 0-3 months (net of bench warrant cases) | | 53.9% | 8,118 | 57.8% | -3.9% |
| Trial | Collapse Rate at Trial ² | | 68.9% | 1,787 | 69.8% | -0.9% |

| Cases Pending ³ as of December 31, 2020 | | Percent | Cases ¹ | Cases in the Pre-Trial Phase ⁴ | Cases in the Trial Phase ⁵ (including preliminary hearing) |
|--|----------------|---------------|--------------------|--|--|
| Age of All Pending Cases⁶ | 0-8 months | 61.7% | 23,960 | 23,820 | 140 |
| | 8-10 months | 9.5% | 3,695 | 3,579 | 116 |
| | 10-15 months | 13.8% | 5,372 | 4,971 | 401 |
| | 15-18 months | 5.1% | 1,993 | 1,591 | 402 |
| | Over 18 months | 9.9% | 3,833 | 2,266 | 1,567 |
| Total | | 100.0% | 38,853 | 36,227 | 2,626 |

ONTARIO COURT OF JUSTICE CRIMINAL MODERNIZATION COMMITTEE CENTRAL WEST DASHBOARD¹⁹

CASES RECEIVED⁷, DISPOSED⁸, AND PENDING³



Cases Received⁷ by Offence Group

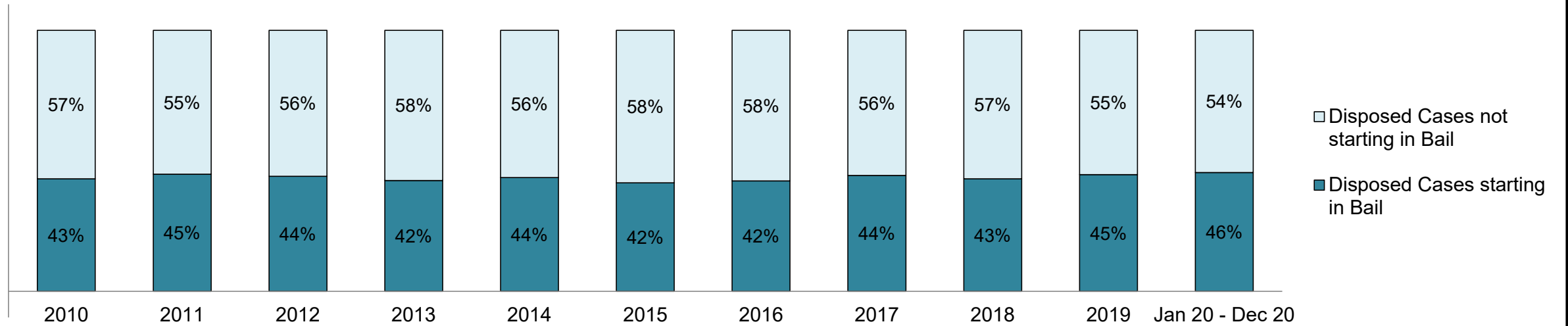
| Offence Group ⁹ | 2010 | 2011 | 2012 | 2013 | 2014 | 2015 | 2016 | 2017 | 2018 | 2019 | Jan 20 - Dec 20 |
|----------------------------|--------|--------|--------|--------|--------|--------|--------|--------|--------|--------|-----------------|
| Crimes Against The Person | 12,876 | 12,438 | 11,999 | 11,446 | 10,719 | 10,619 | 11,054 | 11,358 | 12,418 | 13,109 | 12,152 |
| Crimes Against Property | 11,429 | 10,525 | 10,843 | 9,942 | 9,722 | 10,286 | 9,668 | 10,031 | 10,557 | 10,718 | 8,606 |
| Administration of Justice | 11,271 | 10,728 | 10,891 | 11,060 | 10,577 | 11,374 | 12,180 | 13,163 | 13,380 | 12,775 | 9,742 |
| Other Criminal Code | 2,703 | 2,475 | 2,351 | 2,237 | 2,027 | 1,990 | 1,993 | 2,015 | 1,939 | 2,313 | 2,389 |
| Criminal Code Traffic | 4,726 | 4,737 | 4,679 | 4,705 | 4,582 | 4,673 | 4,327 | 4,263 | 4,272 | 4,399 | 4,128 |
| Federal Statute | 6,573 | 6,457 | 6,643 | 6,527 | 5,715 | 5,567 | 4,876 | 4,530 | 4,031 | 3,560 | 3,841 |

Cases Pending³ by Offence Group

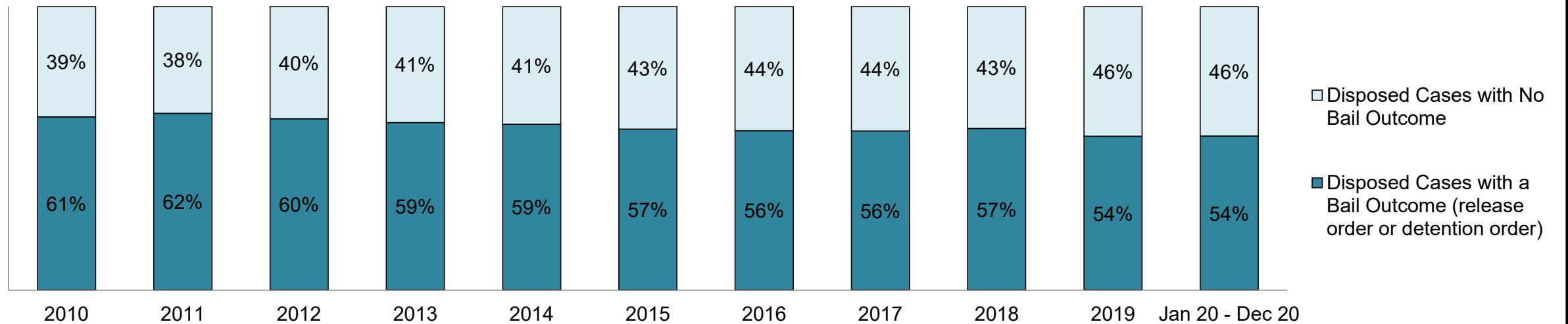
| Offence Group ⁹ | 2010 | 2011 | 2012 | 2013 | 2014 | 2015 | 2016 | 2017 | 2018 | 2019 | Jan 20 - Dec 20 |
|----------------------------|-------|-------|-------|-------|-------|-------|-------|-------|-------|-------|-----------------|
| Crimes Against The Person | 6,981 | 6,638 | 6,819 | 6,465 | 6,119 | 6,496 | 7,045 | 7,072 | 8,477 | 9,678 | 13,270 |
| Crimes Against Property | 4,529 | 4,015 | 4,223 | 3,975 | 3,861 | 4,412 | 4,467 | 4,789 | 5,538 | 5,850 | 8,472 |
| Administration of Justice | 3,142 | 3,016 | 3,167 | 3,187 | 3,224 | 3,874 | 4,107 | 4,410 | 5,001 | 4,987 | 7,264 |
| Other Criminal Code | 1,217 | 1,189 | 1,213 | 1,224 | 1,228 | 1,202 | 1,208 | 1,159 | 1,199 | 1,581 | 2,381 |
| Criminal Code Traffic | 2,892 | 3,063 | 3,168 | 3,020 | 2,990 | 3,042 | 3,035 | 3,016 | 3,144 | 3,369 | 4,801 |
| Federal Statute | 3,440 | 3,362 | 3,413 | 3,547 | 3,303 | 3,560 | 3,043 | 2,758 | 2,414 | 2,201 | 2,664 |

**ONTARIO COURT OF JUSTICE CRIMINAL MODERNIZATION COMMITTEE
CENTRAL WEST DASHBOARD¹⁹**

PERCENTAGE OF DISPOSED CASES⁸ STARTING IN BAIL

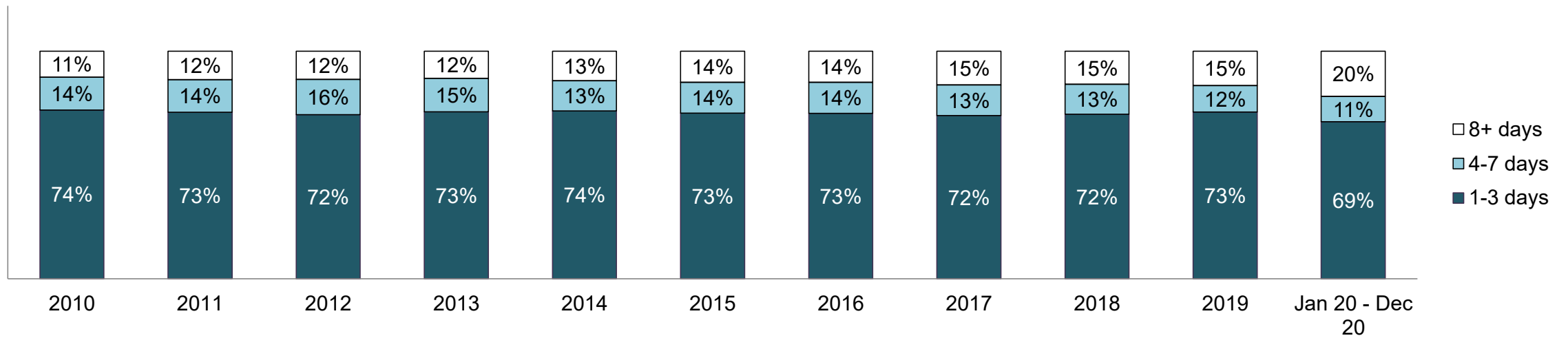


PERCENTAGE OF DISPOSED CASES⁸ STARTING IN BAIL BY BAIL OUTCOME

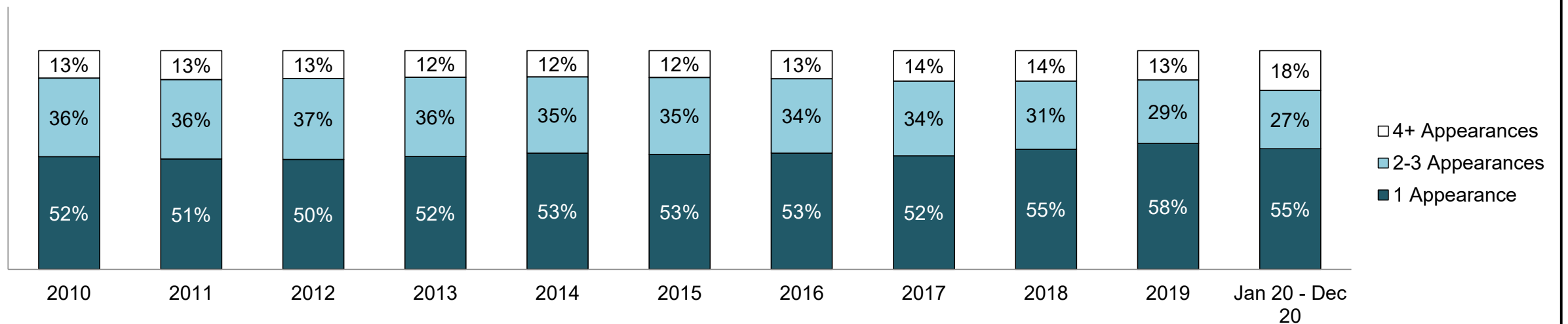


**ONTARIO COURT OF JUSTICE CRIMINAL MODERNIZATION COMMITTEE
CENTRAL WEST DASHBOARD¹⁹**

PERCENTAGE OF BAIL CASES BY DAYS FROM FIRST BAIL APPEARANCE TO BAIL DISPOSITION

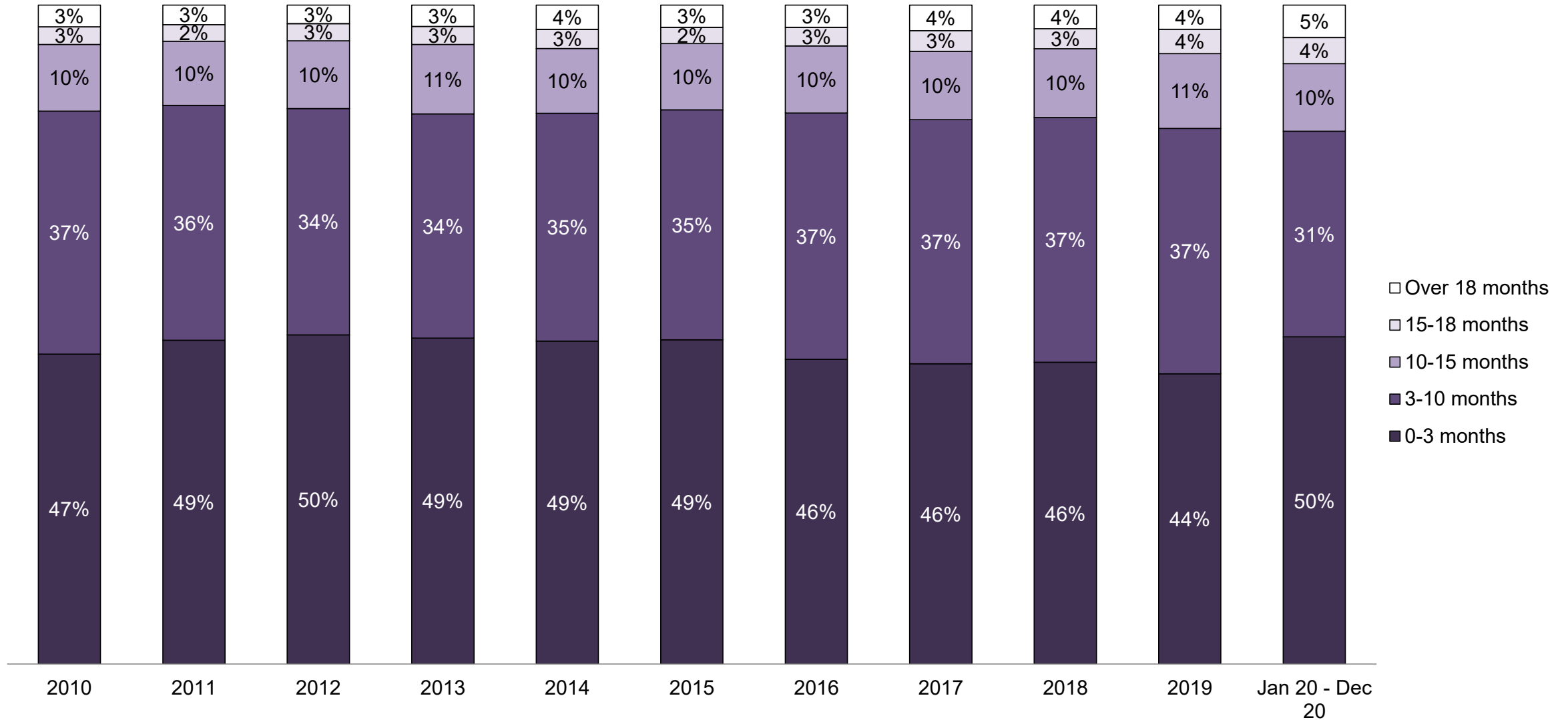


PERCENTAGE OF BAIL CASES BY NUMBER OF APPEARANCES FROM FIRST BAIL APPEARANCE TO BAIL DISPOSITION

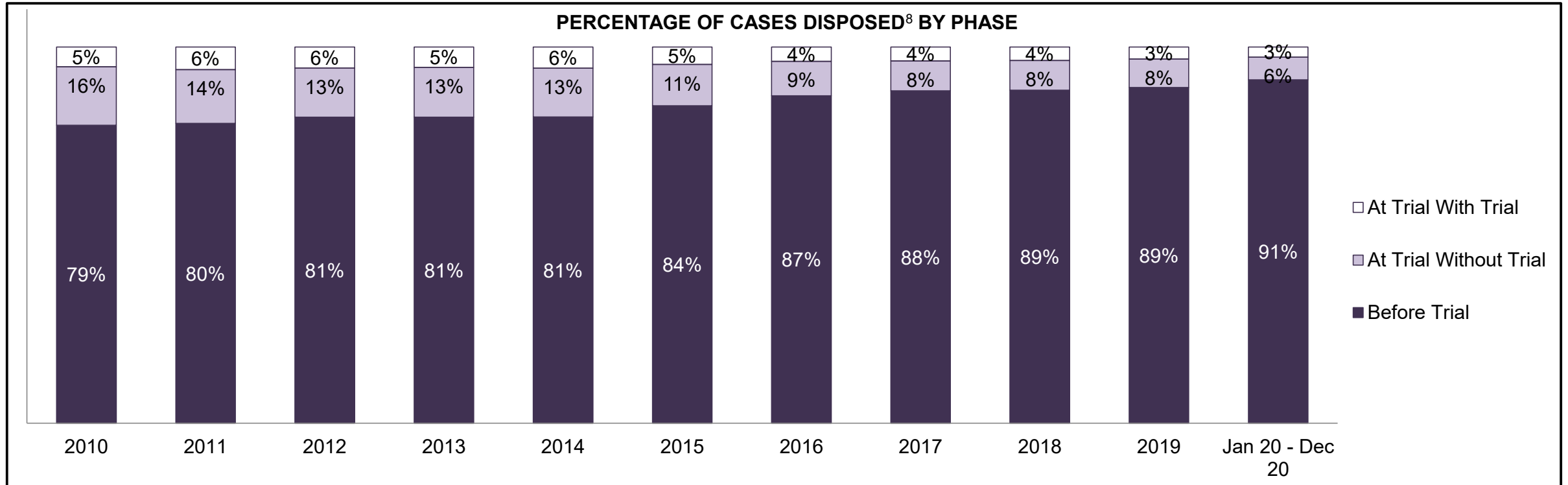


**ONTARIO COURT OF JUSTICE CRIMINAL MODERNIZATION COMMITTEE
CENTRAL WEST DASHBOARD¹⁹**

PERCENTAGE OF DISPOSED CASES⁸ BY MONTHS TO DISPOSITION¹⁰



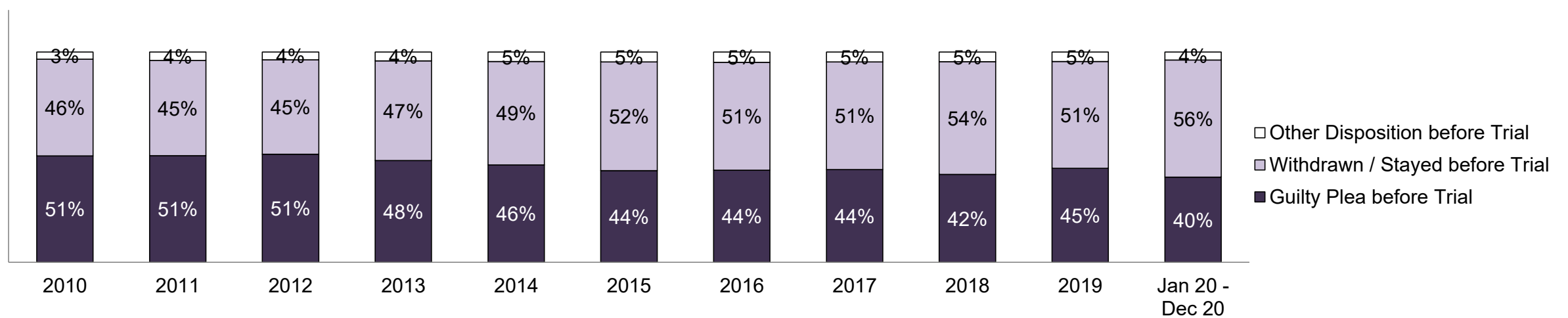
ONTARIO COURT OF JUSTICE CRIMINAL MODERNIZATION COMMITTEE CENTRAL WEST DASHBOARD¹⁹



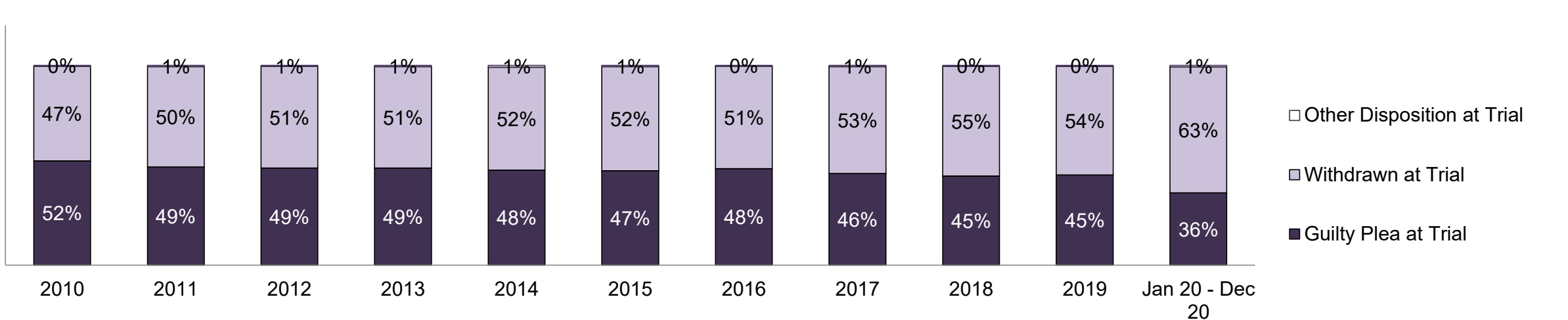
| Cases Disposed ⁸ by Phase and Percentage of In-Custody ¹¹ , Out-of-Custody ¹² Cases at Case Disposition | | | | | | | | | | | |
|--|--------|--------|--------|--------|--------|--------|--------|--------|--------|--------|-----------------|
| Phases | 2010 | 2011 | 2012 | 2013 | 2014 | 2015 | 2016 | 2017 | 2018 | 2019 | Jan 20 - Dec 20 |
| At Trial With Trial | 2,692 | 2,877 | 2,555 | 2,529 | 2,409 | 1,928 | 1,613 | 1,598 | 1,524 | 1,365 | 806 |
| In-Custody | 13% | 14% | 17% | 13% | 14% | 15% | 14% | 16% | 15% | 16% | 25% |
| Out-of-Custody | 87% | 86% | 83% | 87% | 86% | 85% | 86% | 84% | 85% | 84% | 75% |
| At Trial Without Trial | 7,962 | 6,858 | 6,020 | 6,169 | 5,570 | 4,546 | 3,891 | 3,392 | 3,357 | 3,250 | 1,787 |
| In-Custody | 10% | 13% | 10% | 11% | 11% | 13% | 13% | 13% | 12% | 15% | 18% |
| Out-of-Custody | 90% | 87% | 90% | 89% | 89% | 87% | 87% | 87% | 88% | 85% | 82% |
| Before Trial | 40,612 | 38,199 | 37,380 | 37,907 | 34,921 | 34,926 | 36,927 | 37,792 | 37,606 | 38,208 | 27,206 |
| In-Custody | 21% | 21% | 21% | 21% | 21% | 20% | 20% | 21% | 20% | 22% | 22% |
| Out-of-Custody | 79% | 79% | 79% | 79% | 79% | 80% | 80% | 79% | 80% | 78% | 78% |

ONTARIO COURT OF JUSTICE CRIMINAL MODERNIZATION COMMITTEE CENTRAL WEST DASHBOARD¹⁹

PERCENTAGE OF CASES DISPOSED⁸ BEFORE TRIAL BY OUTCOME

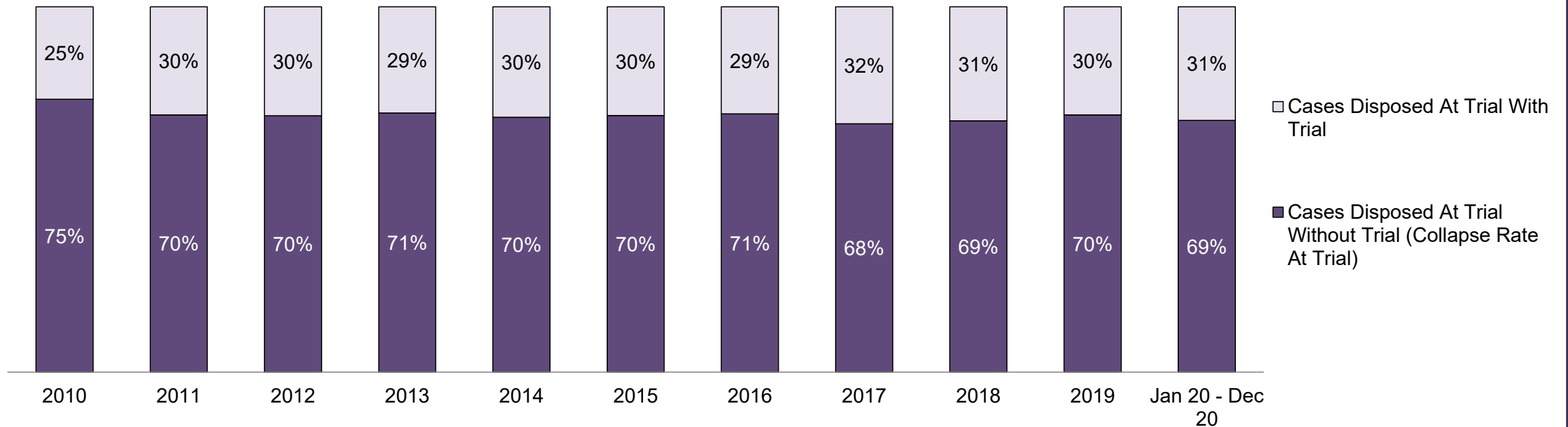


PERCENTAGE OF CASES DISPOSED⁸ AT TRIAL WITHOUT TRIAL (CASES COLLAPSED AT TRIAL) BY OUTCOME



**ONTARIO COURT OF JUSTICE CRIMINAL MODERNIZATION COMMITTEE
CENTRAL WEST DASHBOARD¹⁹**

PERCENTAGE OF CASES DISPOSED⁸ BY PHASE FOR CASES SET FOR TRIAL¹³

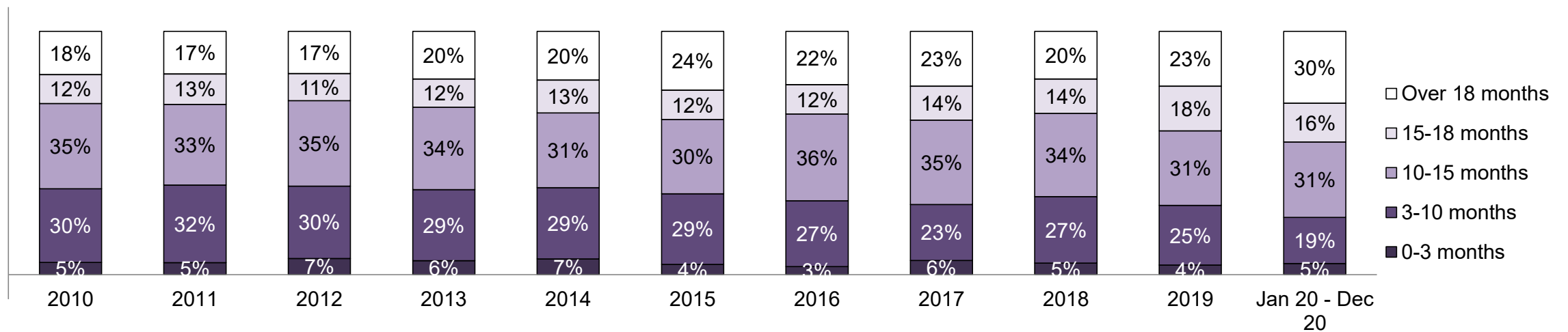


Percentage of Cases Disposed⁸ At Trial Without Trial (Collapse Rate At Trial²) by Offence Group At Disposition

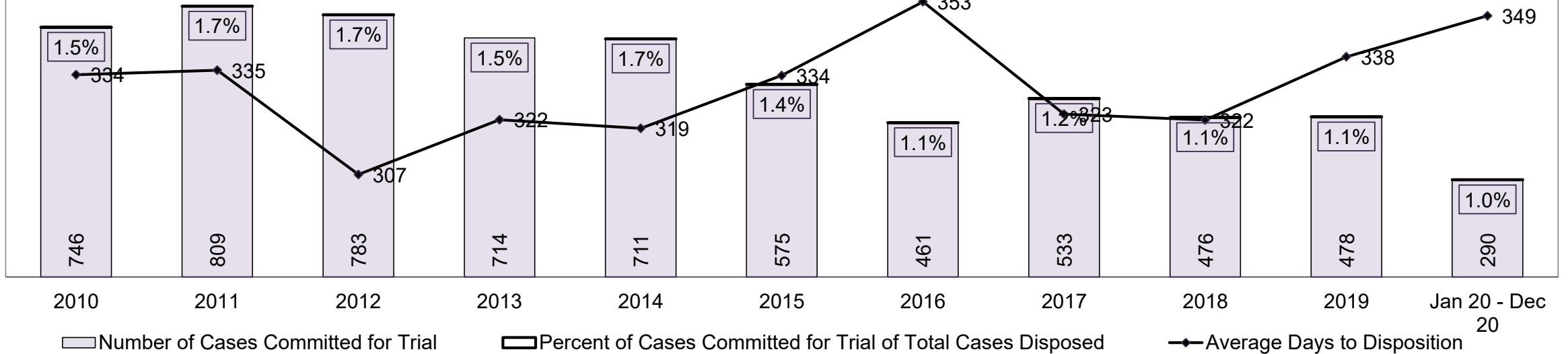
| Offence Group at Disposition ¹⁴ | 2010 | 2011 | 2012 | 2013 | 2014 | 2015 | 2016 | 2017 | 2018 | 2019 | Jan 20 - Dec 20 |
|--|-------------|-------------|-------------|-------------|-------------|-------------|-------------|-------------|-------------|-------------|-----------------|
| Crimes Against The Person | 37% | 40% | 40% | 38% | 38% | 36% | 37% | 39% | 39% | 44% | 46% |
| Crimes Against Property | 14% | 13% | 12% | 12% | 11% | 10% | 8% | 8% | 10% | 9% | 9% |
| Administration of Justice | 13% | 12% | 12% | 11% | 12% | 12% | 12% | 11% | 11% | 12% | 10% |
| Other Criminal Code | 5% | 6% | 5% | 6% | 5% | 6% | 5% | 5% | 5% | 5% | 6% |
| Criminal Code Traffic | 22% | 16% | 18% | 20% | 20% | 21% | 22% | 22% | 22% | 20% | 18% |
| Federal Statute | 10% | 13% | 13% | 12% | 14% | 15% | 16% | 14% | 13% | 10% | 11% |
| Total | 100% | 100% | 100% | 100% | 100% | 100% | 100% | 100% | 100% | 100% | 100% |

ONTARIO COURT OF JUSTICE CRIMINAL MODERNIZATION COMMITTEE CENTRAL WEST DASHBOARD¹⁹

PERCENTAGE OF CASES DISPOSED⁸ AT TRIAL WITH TRIAL BY MONTHS TO DISPOSITION¹⁰

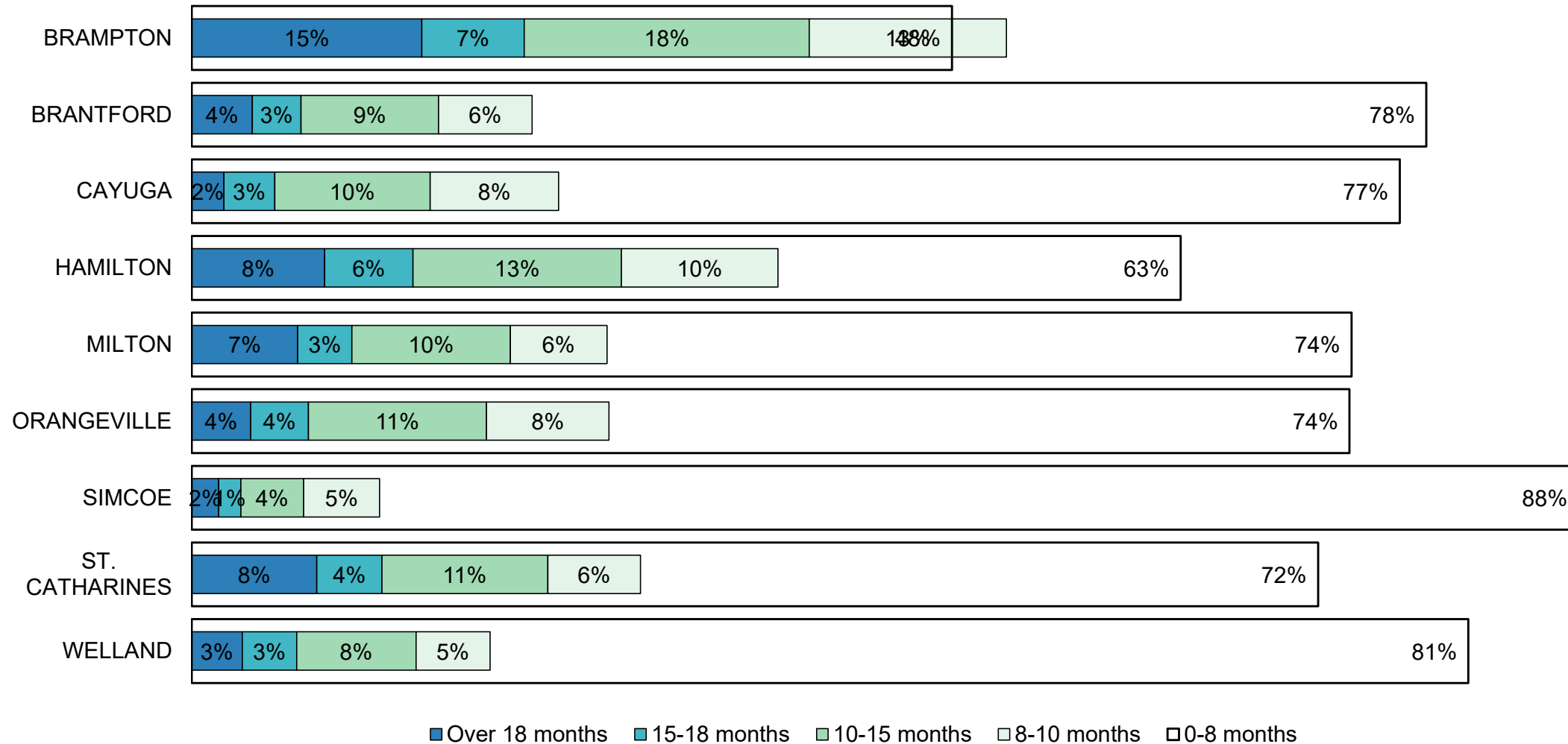


NUMBER, PERCENTAGE, & AVERAGE DAYS TO DISPOSITION¹⁵ OF CASES COMMITTED FOR TRIAL¹⁶ OF TOTAL CASES DISPOSED⁸



**ONTARIO COURT OF JUSTICE CRIMINAL MODERNIZATION COMMITTEE
CENTRAL WEST DASHBOARD¹⁹
CASES PENDING AS OF DECEMBER 31, 2020**

PERCENTAGE OF PENDING CASES³ BY PENDING AGE⁶

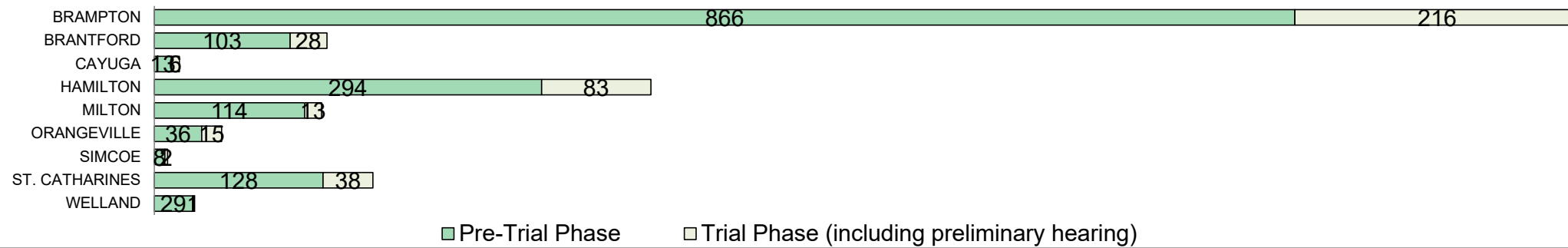


ONTARIO COURT OF JUSTICE CRIMINAL MODERNIZATION COMMITTEE
CENTRAL WEST DASHBOARD¹⁹
CASES PENDING AS OF DECEMBER 31, 2020

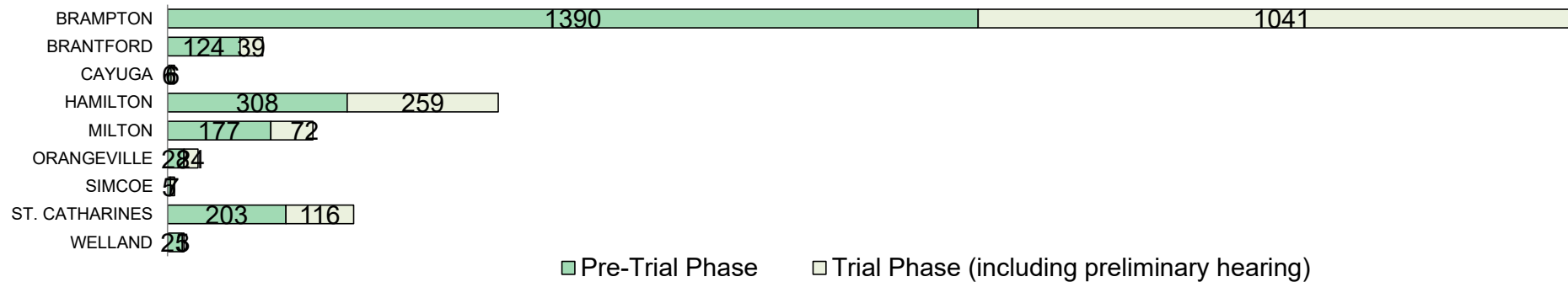
| Pending Cases ³ by Pending Age ⁶ and Percentage of Pending Cases In-Custody ¹⁷ and Out-of-Custody ¹⁸ | | | | | | |
|--|----------------|--------------|--------------|--------------|---------------|---------------|
| Location | Over 18 months | 15-18 months | 10-15 months | 8-10 months | 0-8 months | Total |
| CENTRAL WEST | 3,833 | 1,993 | 5,372 | 3,695 | 23,960 | 38,853 |
| In-Custody | 14% | 14% | 13% | 13% | 12% | 13% |
| Out-of-Custody | 86% | 86% | 87% | 87% | 88% | 87% |
| BRAMPTON | 2,431 | 1,082 | 3,010 | 2,082 | 8,031 | 16,636 |
| BRANTFORD | 163 | 131 | 369 | 252 | 3,318 | 4,233 |
| CAYUGA | 12 | 19 | 58 | 48 | 451 | 588 |
| HAMILTON | 567 | 377 | 889 | 667 | 4,218 | 6,718 |
| MILTON | 249 | 127 | 372 | 227 | 2,723 | 3,698 |
| ORANGEVILLE | 52 | 51 | 157 | 108 | 1,021 | 1,389 |
| SIMCOE | 12 | 10 | 28 | 34 | 620 | 704 |
| ST. CATHARINES | 319 | 166 | 423 | 236 | 2,872 | 4,016 |
| WELLAND | 28 | 30 | 66 | 41 | 706 | 871 |

**ONTARIO COURT OF JUSTICE CRIMINAL MODERNIZATION COMMITTEE
CENTRAL WEST DASHBOARD¹⁹
CASES PENDING AS OF DECEMBER 31, 2020**

PENDING CASES³ BY PHASE: 15-18 MONTHS⁶



PENDING CASES³ BY PHASE: OVER 18 MONTHS⁶

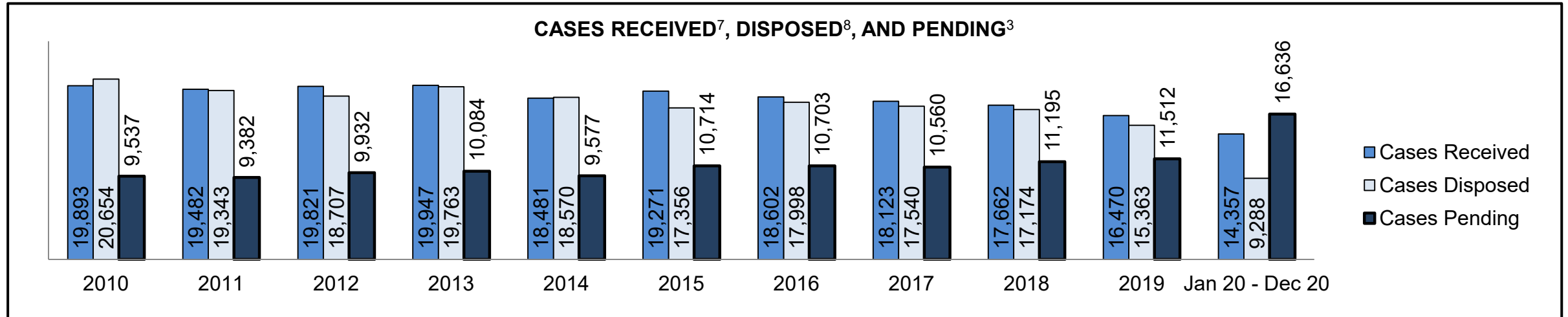


**ONTARIO COURT OF JUSTICE CRIMINAL MODERNIZATION COMMITTEE
BRAMPTON DASHBOARD¹⁹**

| Key Metric | | Jan 20 - Dec 20 | | 2014 Baseline Median* | Change from 2014 Baseline Median | |
|--------------|---|-------------------------------------|--------------------|-----------------------|----------------------------------|--------|
| | | Percent | Cases ¹ | | | |
| Bail | Disposed cases that began in the Bail Phase | | 40.9% | 3,796 | 49.5% | -8.6% |
| | Bail cases with a bail outcome (release order or detention order) | Total | 59.0% | 2,240 | 66.7% | -7.6% |
| | | Bail Disposition with 1 appearance | 64.4% | 1,443 | 52.4% | 12.1% |
| | | Bail Disposition in 1-3 days | 79.0% | 1,770 | 75.3% | 3.7% |
| | Bail cases with no bail disposition but with a case disposition | Total | 41.0% | 1,556 | 33.3% | 7.6% |
| | | Case disposition in 1-3 appearances | 13.4% | 209 | 36.1% | -22.6% |
| | | Case disposition in 0-3 months | 41.4% | 644 | 66.8% | -25.4% |
| | | Case disposition rate before trial | 83.4% | 1,298 | 86.2% | -2.8% |
| Before Trial | Disposition rate (includes bail cases with case dispositions) | | 86.1% | 7,996 | 79.0% | 7.1% |
| | Disposed within 1-3 appearances (net of bench warrant cases) | | 39.3% | 1,804 | 47.3% | -8.0% |
| | Disposed within 0-3 months (net of bench warrant cases) | | 46.4% | 2,133 | 61.6% | -15.1% |
| Trial | Collapse Rate at Trial ² | | 68.3% | 882 | 67.4% | 0.9% |

| Cases Pending ³ as of December 31, 2020 | | Percent | Cases ¹ | Cases in the Pre-Trial Phase ⁴ | Cases in the Trial Phase ⁵ (including preliminary hearing) |
|--|----------------|---------------|--------------------|---|---|
| Age of All Pending Cases ⁶ | 0-8 months | 48.3% | 8,031 | 7,995 | 36 |
| | 8-10 months | 12.5% | 2,082 | 2,042 | 40 |
| | 10-15 months | 18.1% | 3,010 | 2,864 | 146 |
| | 15-18 months | 6.5% | 1,082 | 866 | 216 |
| | Over 18 months | 14.6% | 2,431 | 1,390 | 1,041 |
| Total | | 100.0% | 16,636 | 15,157 | 1,479 |

ONTARIO COURT OF JUSTICE CRIMINAL MODERNIZATION COMMITTEE BRAMPTON DASHBOARD¹⁹



Cases Received⁷ by Offence Group

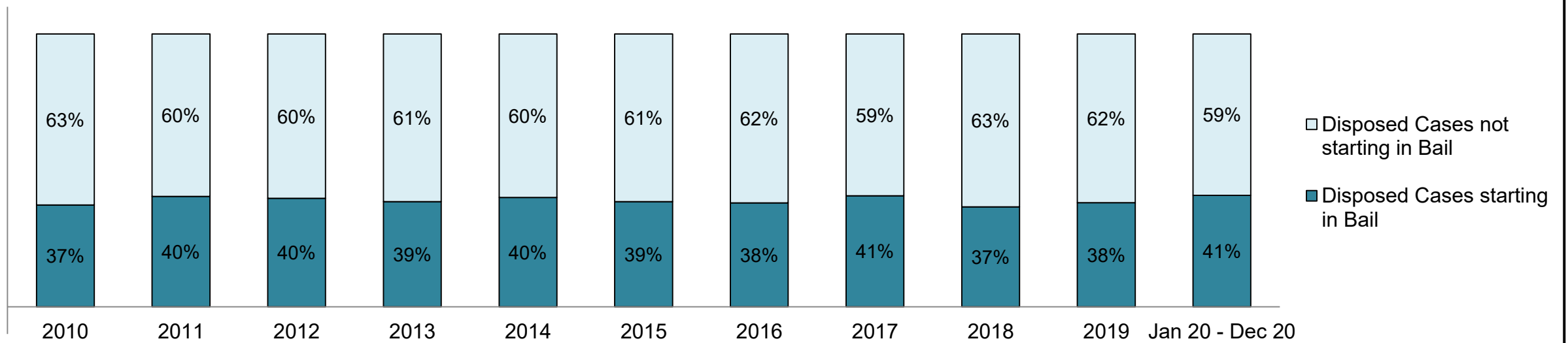
| Offence Group ⁹ | 2010 | 2011 | 2012 | 2013 | 2014 | 2015 | 2016 | 2017 | 2018 | 2019 | Jan 20 - Dec 20 |
|----------------------------|-------|-------|-------|-------|-------|-------|-------|-------|-------|-------|-----------------|
| Crimes Against The Person | 5,175 | 5,100 | 4,935 | 5,115 | 4,523 | 4,625 | 4,923 | 4,954 | 5,535 | 5,588 | 4,930 |
| Crimes Against Property | 5,081 | 4,744 | 5,027 | 4,470 | 4,399 | 4,698 | 4,385 | 4,147 | 3,922 | 3,965 | 3,248 |
| Administration of Justice | 4,028 | 4,022 | 4,009 | 4,296 | 4,170 | 4,509 | 4,565 | 4,623 | 4,181 | 3,305 | 2,651 |
| Other Criminal Code | 1,089 | 938 | 934 | 1,028 | 852 | 885 | 790 | 835 | 727 | 889 | 882 |
| Criminal Code Traffic | 1,857 | 1,929 | 1,992 | 2,101 | 1,938 | 1,948 | 1,750 | 1,720 | 1,695 | 1,452 | 1,316 |
| Federal Statute | 2,663 | 2,749 | 2,924 | 2,937 | 2,599 | 2,606 | 2,189 | 1,844 | 1,602 | 1,271 | 1,330 |

Cases Pending³ by Offence Group

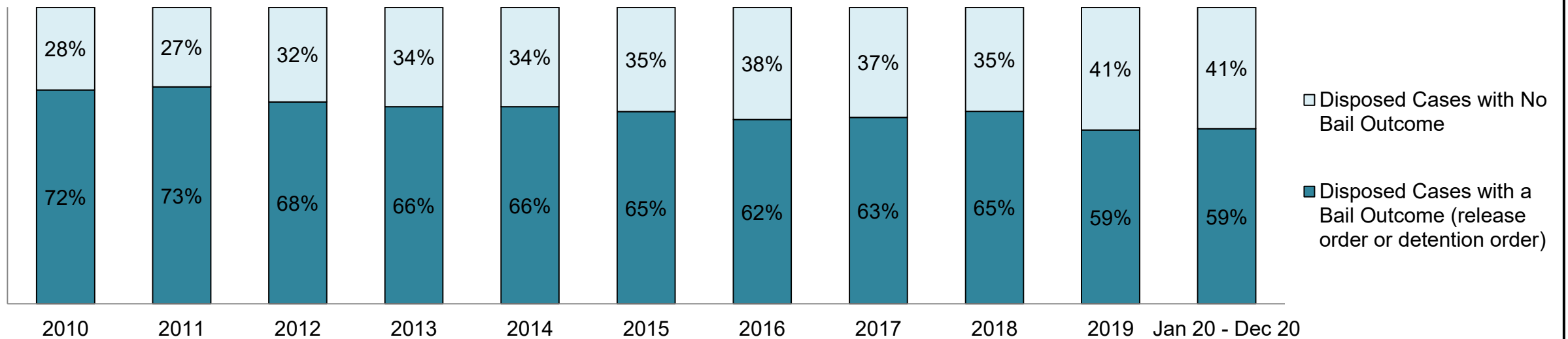
| Offence Group ⁹ | 2010 | 2011 | 2012 | 2013 | 2014 | 2015 | 2016 | 2017 | 2018 | 2019 | Jan 20 - Dec 20 |
|----------------------------|-------|-------|-------|-------|-------|-------|-------|-------|-------|-------|-----------------|
| Crimes Against The Person | 3,168 | 3,049 | 3,209 | 3,218 | 2,871 | 3,154 | 3,537 | 3,535 | 4,218 | 4,759 | 6,368 |
| Crimes Against Property | 1,935 | 1,730 | 1,800 | 1,669 | 1,592 | 1,951 | 1,934 | 1,954 | 2,138 | 2,226 | 3,692 |
| Administration of Justice | 1,123 | 1,131 | 1,249 | 1,314 | 1,332 | 1,666 | 1,657 | 1,729 | 1,685 | 1,498 | 2,350 |
| Other Criminal Code | 508 | 508 | 521 | 530 | 527 | 522 | 533 | 521 | 494 | 683 | 1,028 |
| Criminal Code Traffic | 1,370 | 1,510 | 1,662 | 1,659 | 1,543 | 1,581 | 1,556 | 1,610 | 1,672 | 1,602 | 2,143 |
| Federal Statute | 1,433 | 1,454 | 1,491 | 1,694 | 1,712 | 1,840 | 1,486 | 1,211 | 988 | 744 | 1,055 |

ONTARIO COURT OF JUSTICE CRIMINAL MODERNIZATION COMMITTEE BRAMPTON DASHBOARD¹⁹

PERCENTAGE OF DISPOSED CASES⁸ STARTING IN BAIL

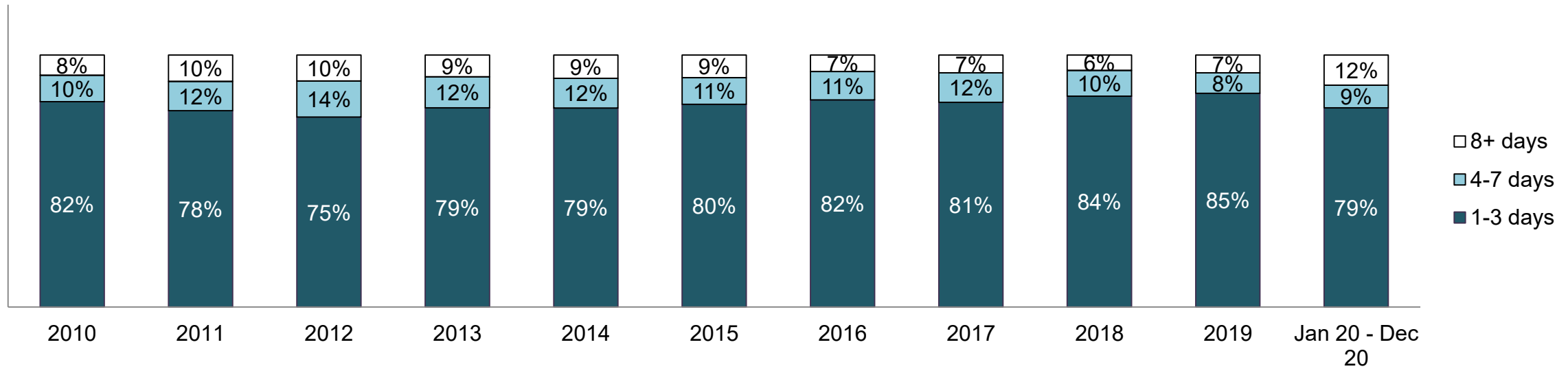


PERCENTAGE OF DISPOSED CASES⁸ STARTING IN BAIL BY BAIL OUTCOME

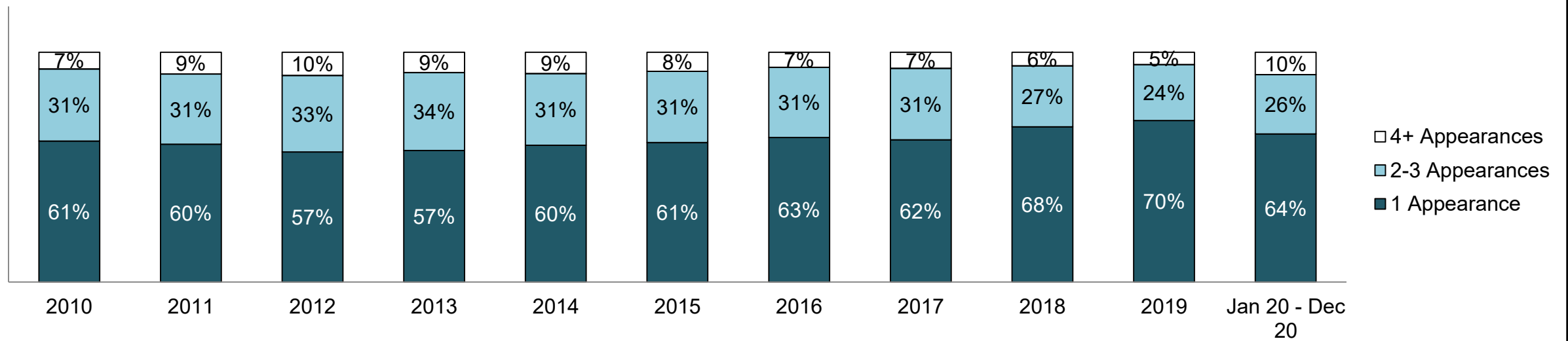


ONTARIO COURT OF JUSTICE CRIMINAL MODERNIZATION COMMITTEE BRAMPTON DASHBOARD¹⁹

PERCENTAGE OF BAIL CASES BY DAYS FROM FIRST BAIL APPEARANCE TO BAIL DISPOSITION

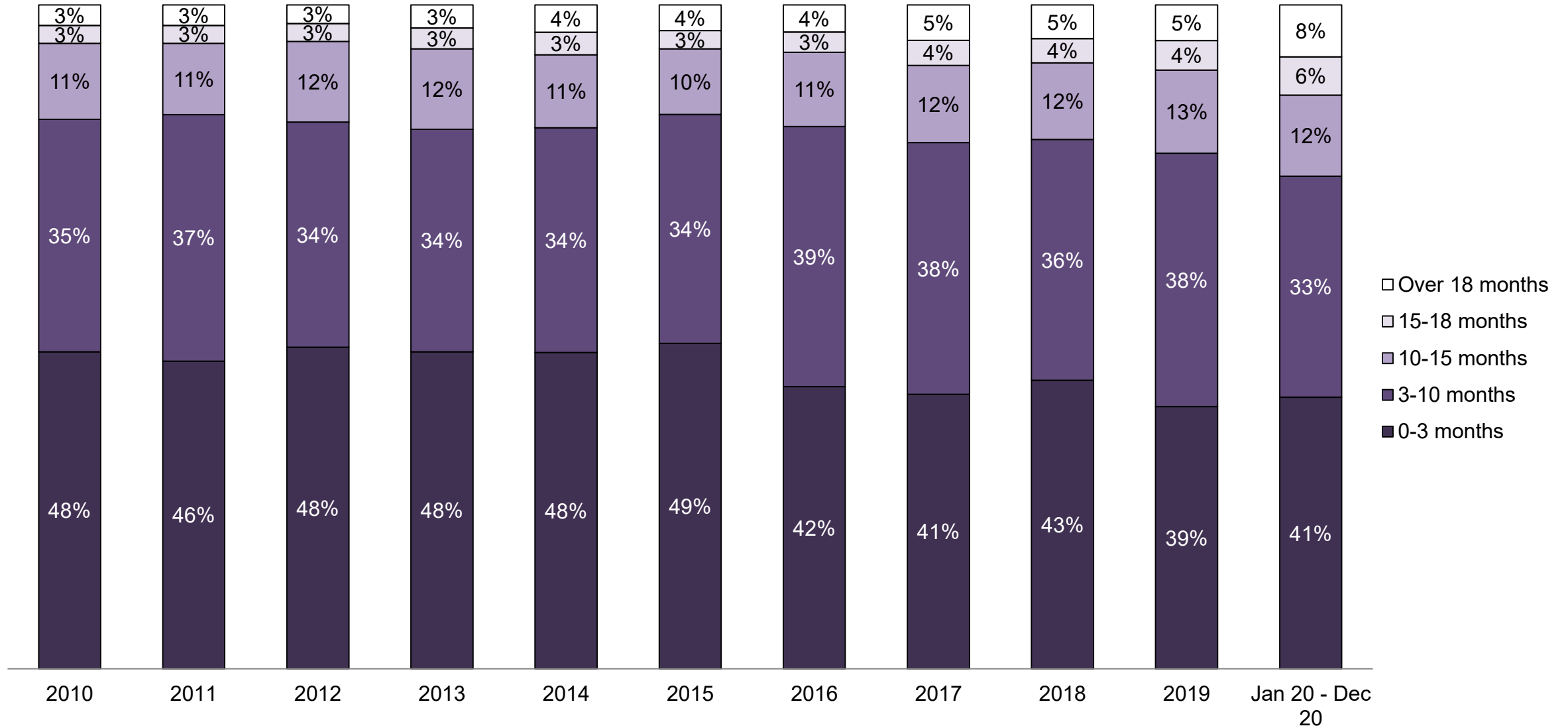


PERCENTAGE OF BAIL CASES BY NUMBER OF APPEARANCES FROM FIRST BAIL APPEARANCE TO BAIL DISPOSITION



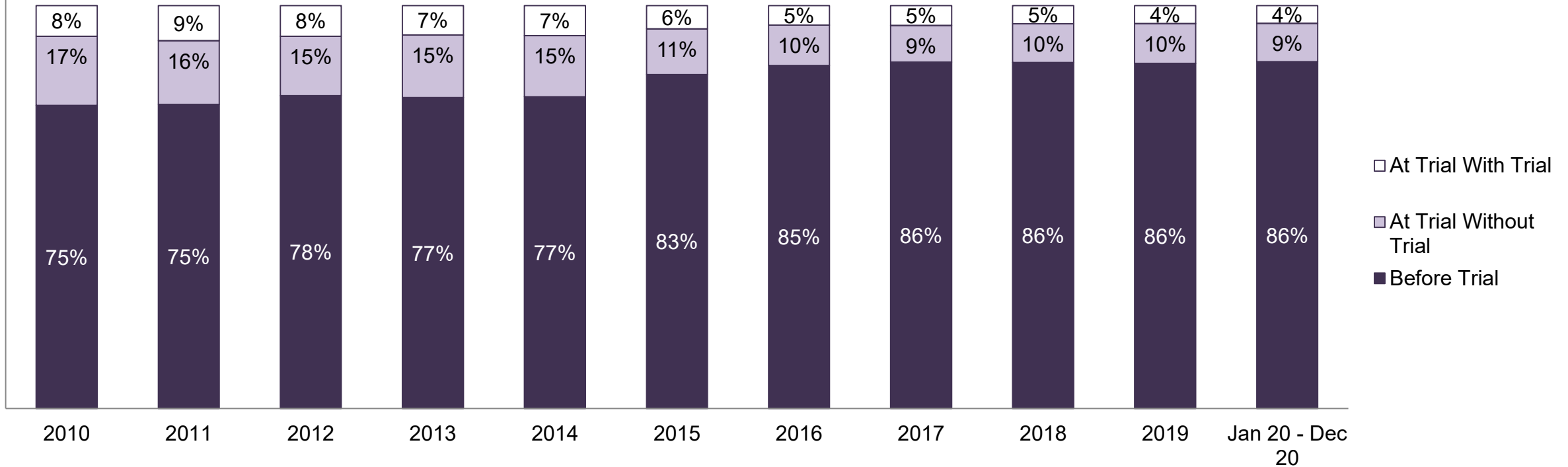
ONTARIO COURT OF JUSTICE CRIMINAL MODERNIZATION COMMITTEE BRAMPTON DASHBOARD¹⁹

PERCENTAGE OF DISPOSED CASES⁸ BY MONTHS TO DISPOSITION¹⁰



**ONTARIO COURT OF JUSTICE CRIMINAL MODERNIZATION COMMITTEE
BRAMPTON DASHBOARD¹⁹**

PERCENTAGE OF CASES DISPOSED⁸ BY PHASE

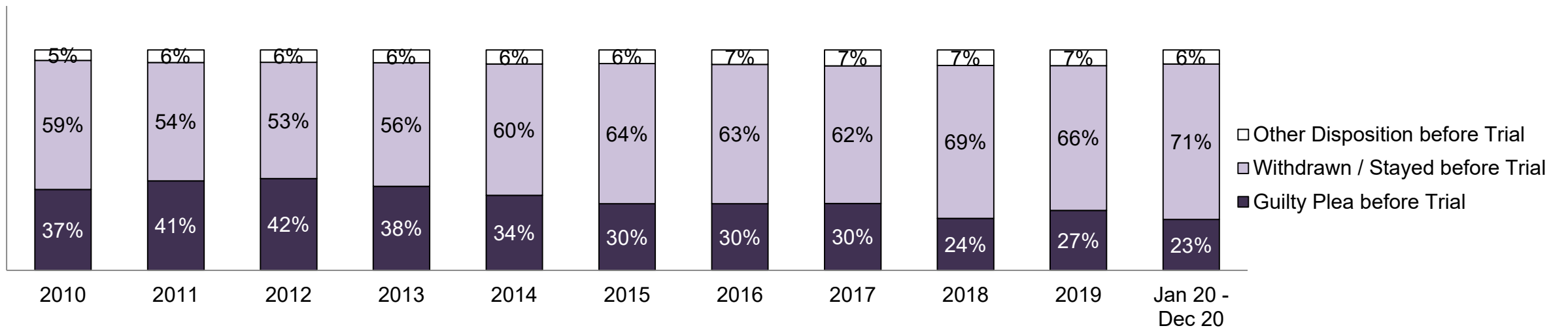


Cases Disposed⁸ by Phase and Percentage of In-Custody¹¹, Out-of-Custody¹² Cases at Case Disposition

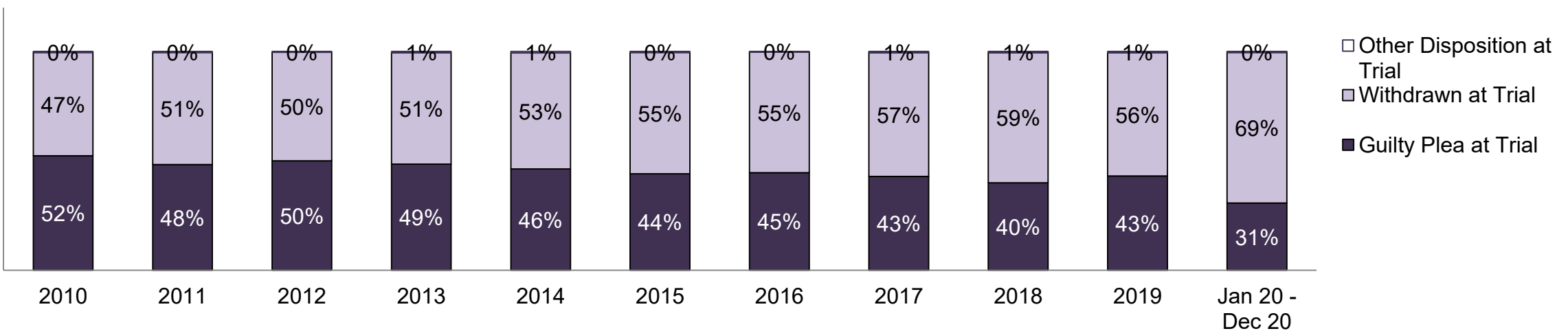
| Phases | 2010 | 2011 | 2012 | 2013 | 2014 | 2015 | 2016 | 2017 | 2018 | 2019 | Jan 20 - Dec 20 |
|-------------------------------|--------|--------|--------|--------|--------|--------|--------|--------|--------|--------|-----------------|
| At Trial With Trial | 1,567 | 1,689 | 1,424 | 1,445 | 1,382 | 1,001 | 869 | 864 | 775 | 685 | 410 |
| In-Custody | 11% | 13% | 14% | 10% | 13% | 12% | 13% | 17% | 16% | 22% | 27% |
| Out-of-Custody | 89% | 87% | 86% | 90% | 87% | 88% | 87% | 83% | 84% | 78% | 73% |
| At Trial Without Trial | 3,546 | 3,054 | 2,759 | 3,062 | 2,818 | 1,965 | 1,802 | 1,590 | 1,652 | 1,519 | 882 |
| In-Custody | 7% | 10% | 7% | 8% | 8% | 9% | 11% | 12% | 10% | 12% | 19% |
| Out-of-Custody | 93% | 90% | 93% | 92% | 92% | 91% | 89% | 88% | 90% | 88% | 81% |
| Before Trial | 15,541 | 14,600 | 14,524 | 15,256 | 14,370 | 14,390 | 15,327 | 15,086 | 14,747 | 13,159 | 7,996 |
| In-Custody | 14% | 15% | 17% | 16% | 15% | 15% | 15% | 16% | 13% | 16% | 17% |
| Out-of-Custody | 86% | 85% | 83% | 84% | 85% | 85% | 85% | 84% | 87% | 84% | 83% |

ONTARIO COURT OF JUSTICE CRIMINAL MODERNIZATION COMMITTEE BRAMPTON DASHBOARD¹⁹

PERCENTAGE OF CASES DISPOSED⁸ BEFORE TRIAL BY OUTCOME

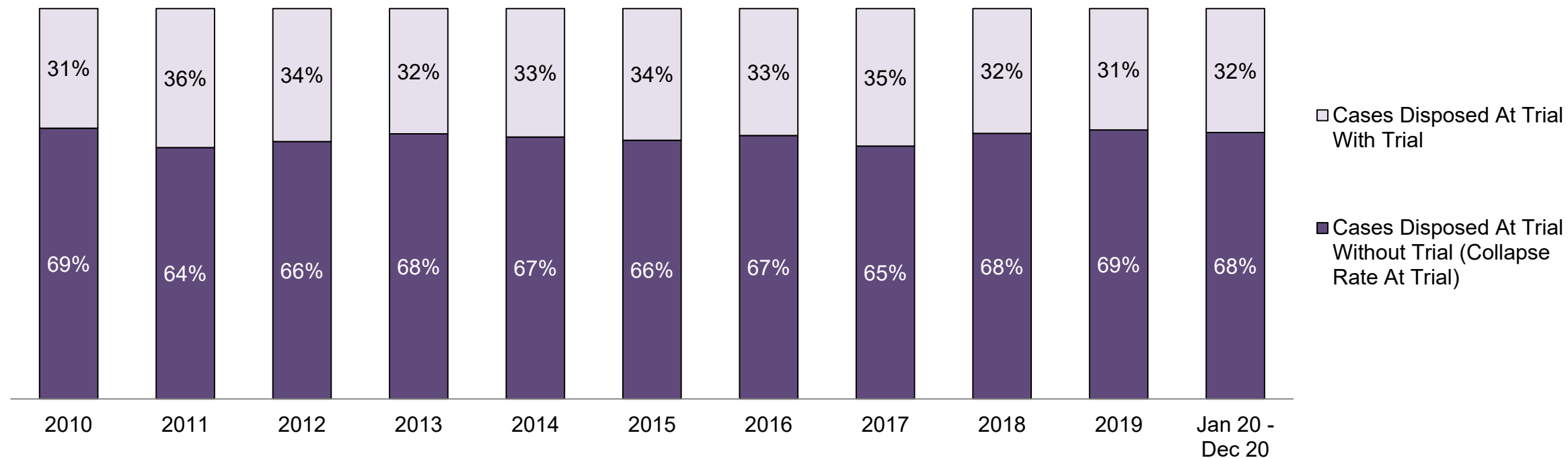


PERCENTAGE OF CASES DISPOSED⁸ AT TRIAL WITHOUT TRIAL (CASES COLLAPSED AT TRIAL) BY OUTCOME



ONTARIO COURT OF JUSTICE CRIMINAL MODERNIZATION COMMITTEE BRAMPTON DASHBOARD¹⁹

PERCENTAGE OF CASES DISPOSED⁸ BY PHASE FOR CASES SET FOR TRIAL¹³

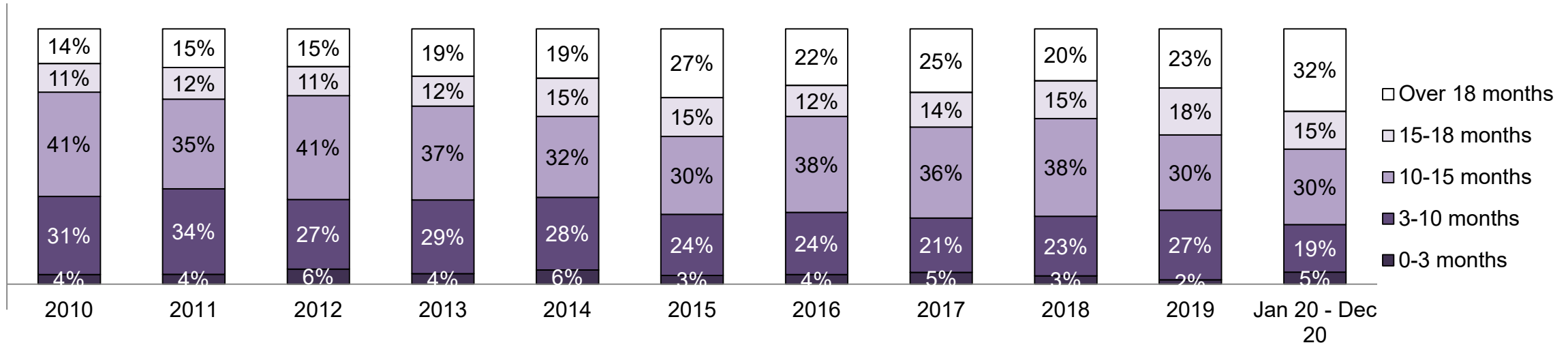


Percentage of Cases Disposed⁸ At Trial Without Trial (Collapse Rate At Trial²) by Offence Group At Disposition

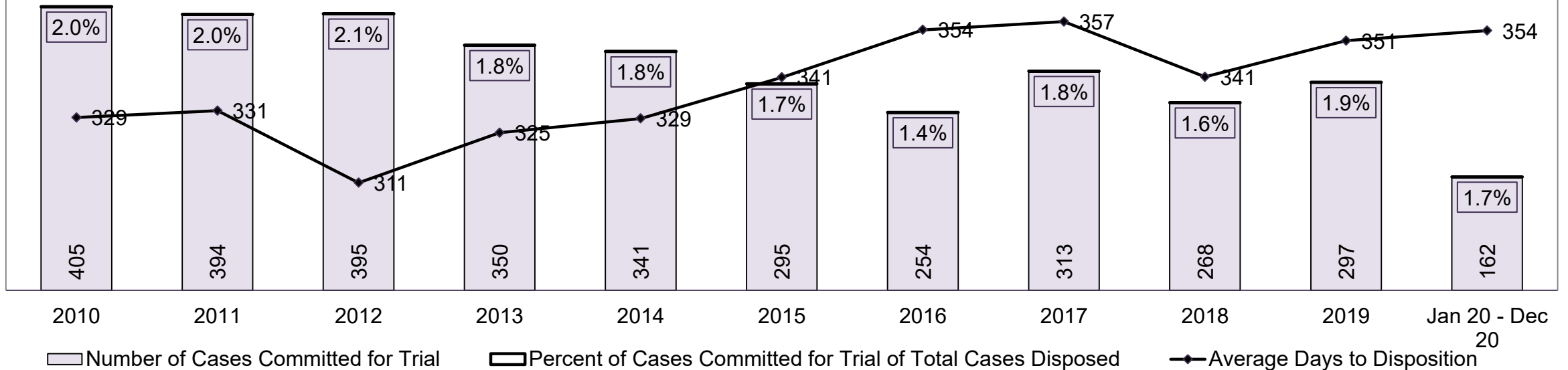
| Offence Group at Disposition ¹⁴ | 2010 | 2011 | 2012 | 2013 | 2014 | 2015 | 2016 | 2017 | 2018 | 2019 | Jan 20 - Dec 20 |
|--|-------------|-------------|-------------|-------------|-------------|-------------|-------------|-------------|-------------|-------------|-----------------|
| Crimes Against The Person | 37% | 40% | 40% | 37% | 36% | 31% | 33% | 38% | 39% | 44% | 48% |
| Crimes Against Property | 13% | 12% | 10% | 12% | 9% | 7% | 7% | 7% | 8% | 8% | 9% |
| Administration of Justice | 12% | 11% | 11% | 11% | 12% | 11% | 11% | 10% | 10% | 11% | 10% |
| Other Criminal Code | 5% | 6% | 5% | 6% | 4% | 6% | 4% | 5% | 5% | 5% | 6% |
| Criminal Code Traffic | 22% | 17% | 20% | 21% | 22% | 24% | 25% | 24% | 25% | 23% | 19% |
| Federal Statute | 10% | 15% | 15% | 13% | 16% | 20% | 20% | 16% | 13% | 10% | 9% |
| Total | 100% | 100% | 100% | 100% | 100% | 100% | 100% | 100% | 100% | 100% | 100% |

ONTARIO COURT OF JUSTICE CRIMINAL MODERNIZATION COMMITTEE BRAMPTON DASHBOARD¹⁹

PERCENTAGE OF CASES DISPOSED⁸ AT TRIAL WITH TRIAL BY MONTHS TO DISPOSITION¹⁰

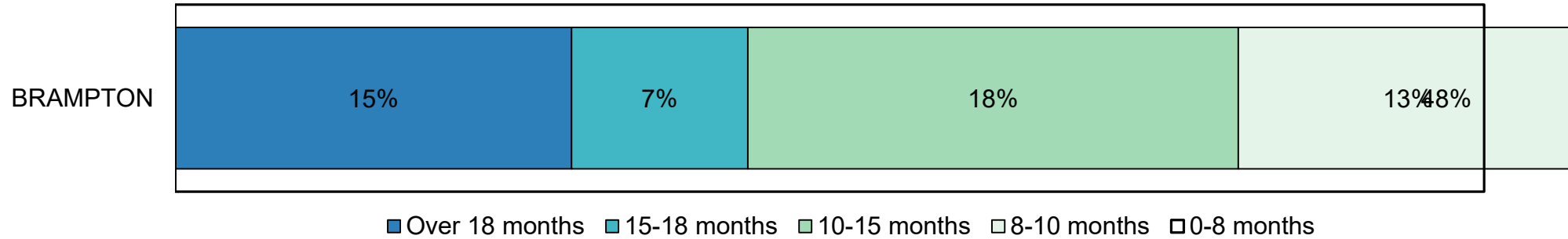


NUMBER, PERCENTAGE, & AVERAGE DAYS TO DISPOSITION¹⁵ OF CASES COMMITTED FOR TRIAL¹⁶ OF TOTAL CASES DISPOSED⁸



**ONTARIO COURT OF JUSTICE CRIMINAL MODERNIZATION COMMITTEE
BRAMPTON DASHBOARD¹⁹
CASES PENDING AS OF DECEMBER 31, 2020**


PERCENTAGE OF PENDING CASES³ BY PENDING AGE⁶




Pending Cases³ by Pending Age⁶ and Percentage of Pending Cases In-Custody¹⁷ and Out-of-Custody¹⁸

| Court Location | Over 18 months | 15-18 months | 10-15 months | 8-10 months | 0-8 months | Total |
|-----------------|----------------|--------------|--------------|-------------|------------|---------------|
| BRAMPTON | 2,431 | 1,082 | 3,010 | 2,082 | 8,031 | 16,636 |
| In-Custody | 19% | 18% | 16% | 15% | 18% | 17% |
| Out-of-Custody | 81% | 82% | 84% | 85% | 82% | 83% |

PENDING CASES³ BY PHASE: 15-18 MONTHS⁶



PENDING CASES³ BY PHASE: OVER 18 MONTHS⁶

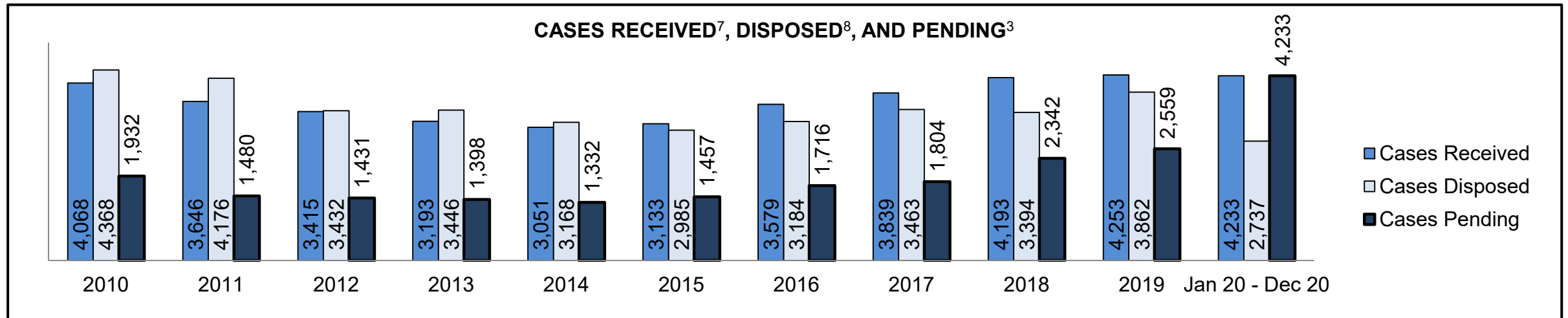


**ONTARIO COURT OF JUSTICE CRIMINAL MODERNIZATION COMMITTEE
BRANTFORD DASHBOARD¹⁹**

| Key Metric | | Jan 20 - Dec 20 | | 2014 Baseline Median* | Change from 2014 Baseline Median | |
|--------------|---|-------------------------------------|--------------------|-----------------------|----------------------------------|--------|
| | | Percent | Cases ¹ | | | |
| Bail | Disposed cases that began in the Bail Phase | | 44.7% | 1,223 | 42.6% | 2.1% |
| | Bail cases with a bail outcome (release order or detention order) | Total | 52.2% | 639 | 47.8% | 4.5% |
| | | Bail Disposition with 1 appearance | 63.4% | 405 | 48.8% | 14.6% |
| | | Bail Disposition in 1-3 days | 79.3% | 507 | 72.1% | 7.2% |
| | Bail cases with no bail disposition but with a case disposition | Total | 47.8% | 584 | 52.2% | -4.5% |
| | | Case disposition in 1-3 appearances | 7.7% | 45 | 35.3% | -27.6% |
| | | Case disposition in 0-3 months | 41.8% | 244 | 81.3% | -39.6% |
| | | Case disposition rate before trial | 93.5% | 546 | 90.5% | 3.0% |
| Before Trial | Disposition rate (includes bail cases with case dispositions) | | 94.3% | 2,580 | 82.9% | 11.3% |
| | Disposed within 1-3 appearances (net of bench warrant cases) | | 35.9% | 436 | 39.0% | -3.1% |
| | Disposed within 0-3 months (net of bench warrant cases) | | 54.3% | 660 | 67.5% | -13.2% |
| Trial | Collapse Rate at Trial ² | | 70.7% | 111 | 70.0% | 0.7% |

| Cases Pending ³ as of December 31, 2020 | | Percent | Cases ¹ | Cases in the Pre-Trial Phase ⁴ | Cases in the Trial Phase ⁵ (including preliminary hearing) |
|--|----------------|---------------|--------------------|---|---|
| Age of All Pending Cases ⁶ | 0-8 months | 78.4% | 3,318 | 3,295 | 23 |
| | 8-10 months | 6.0% | 252 | 236 | 16 |
| | 10-15 months | 8.7% | 369 | 341 | 28 |
| | 15-18 months | 3.1% | 131 | 103 | 28 |
| | Over 18 months | 3.9% | 163 | 124 | 39 |
| Total | | 100.0% | 4,233 | 4,099 | 134 |

ONTARIO COURT OF JUSTICE CRIMINAL MODERNIZATION COMMITTEE BRANTFORD DASHBOARD¹⁹



Cases Received⁷ by Offence Group

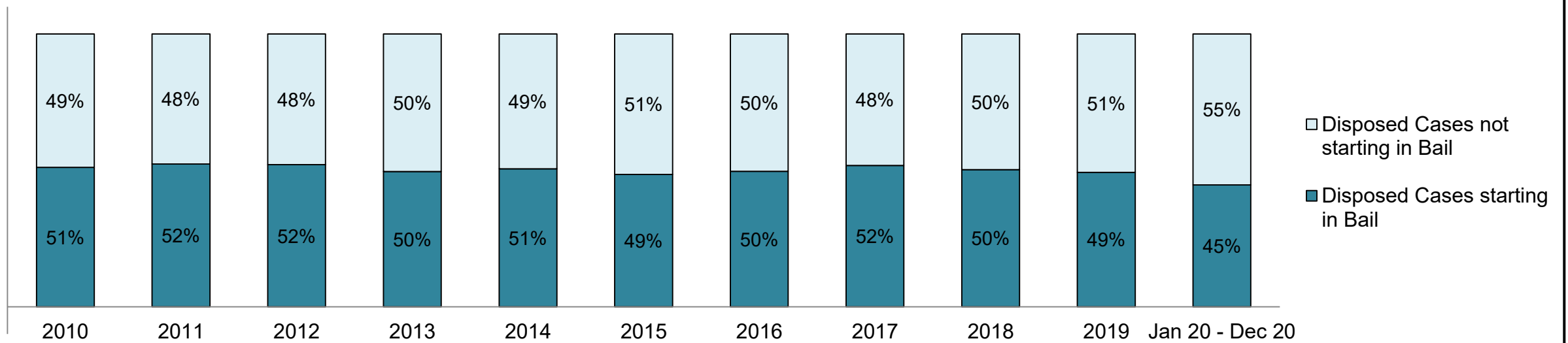
| Offence Group ⁹ | 2010 | 2011 | 2012 | 2013 | 2014 | 2015 | 2016 | 2017 | 2018 | 2019 | Jan 20 - Dec 20 |
|----------------------------|-------|------|------|------|------|------|-------|-------|-------|-------|-----------------|
| Crimes Against The Person | 1,130 | 940 | 920 | 790 | 794 | 857 | 916 | 927 | 1,036 | 1,046 | 1,101 |
| Crimes Against Property | 901 | 871 | 760 | 770 | 717 | 738 | 762 | 768 | 888 | 784 | 860 |
| Administration of Justice | 1,091 | 916 | 801 | 848 | 781 | 847 | 1,171 | 1,402 | 1,466 | 1,462 | 1,262 |
| Other Criminal Code | 231 | 190 | 212 | 142 | 152 | 163 | 189 | 182 | 197 | 230 | 250 |
| Criminal Code Traffic | 255 | 224 | 231 | 215 | 217 | 225 | 198 | 253 | 260 | 343 | 347 |
| Federal Statute | 460 | 505 | 491 | 428 | 390 | 303 | 343 | 307 | 346 | 388 | 413 |

Cases Pending³ by Offence Group

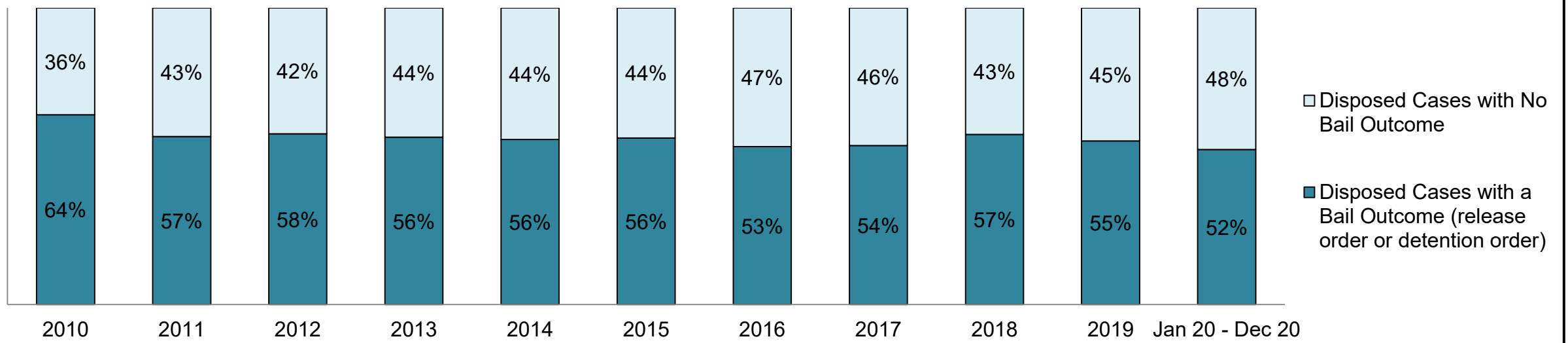
| Offence Group ⁹ | 2010 | 2011 | 2012 | 2013 | 2014 | 2015 | 2016 | 2017 | 2018 | 2019 | Jan 20 - Dec 20 |
|----------------------------|------|------|------|------|------|------|------|------|------|------|-----------------|
| Crimes Against The Person | 635 | 506 | 453 | 459 | 435 | 465 | 557 | 512 | 649 | 725 | 1,150 |
| Crimes Against Property | 397 | 316 | 330 | 331 | 316 | 334 | 366 | 432 | 551 | 522 | 958 |
| Administration of Justice | 419 | 264 | 254 | 265 | 246 | 303 | 396 | 474 | 684 | 717 | 1,238 |
| Other Criminal Code | 133 | 83 | 81 | 65 | 76 | 89 | 111 | 110 | 132 | 158 | 261 |
| Criminal Code Traffic | 162 | 134 | 131 | 111 | 120 | 123 | 119 | 148 | 162 | 222 | 388 |
| Federal Statute | 186 | 177 | 182 | 167 | 139 | 143 | 167 | 128 | 164 | 215 | 238 |

**ONTARIO COURT OF JUSTICE CRIMINAL MODERNIZATION COMMITTEE
BRANTFORD DASHBOARD¹⁹**

PERCENTAGE OF DISPOSED CASES⁸ STARTING IN BAIL

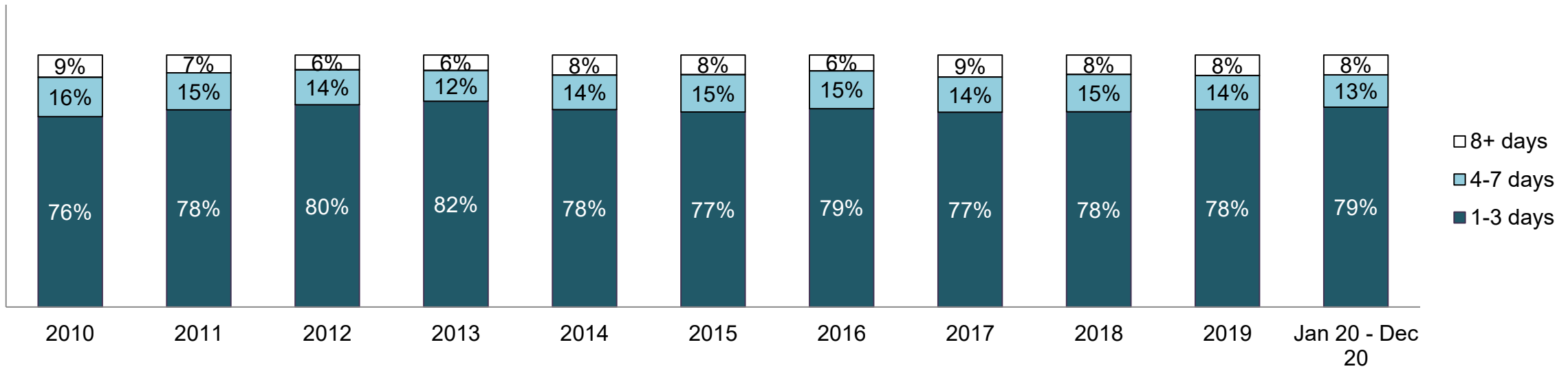


PERCENTAGE OF DISPOSED CASES⁸ STARTING IN BAIL BY BAIL OUTCOME

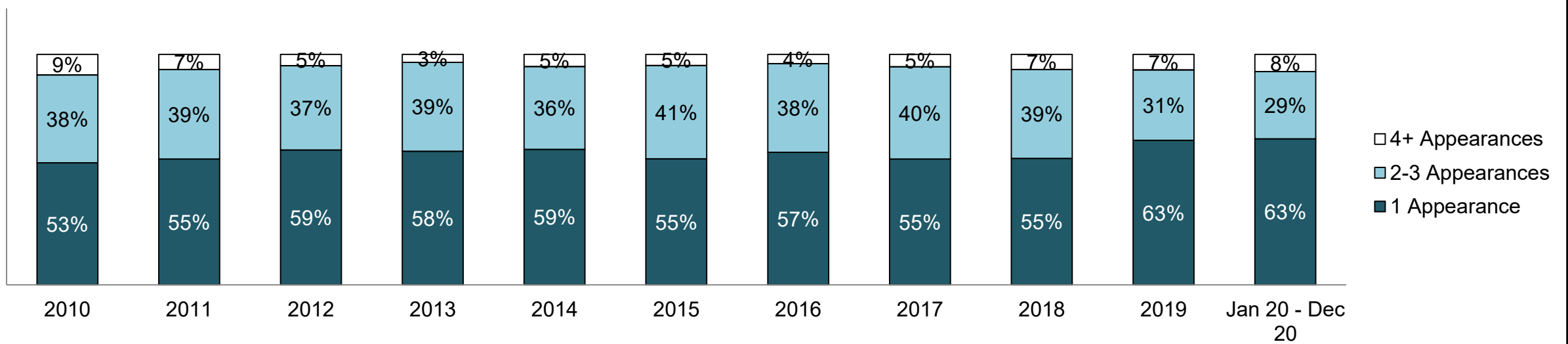


ONTARIO COURT OF JUSTICE CRIMINAL MODERNIZATION COMMITTEE BRANTFORD DASHBOARD¹⁹

PERCENTAGE OF BAIL CASES BY DAYS FROM FIRST BAIL APPEARANCE TO BAIL DISPOSITION

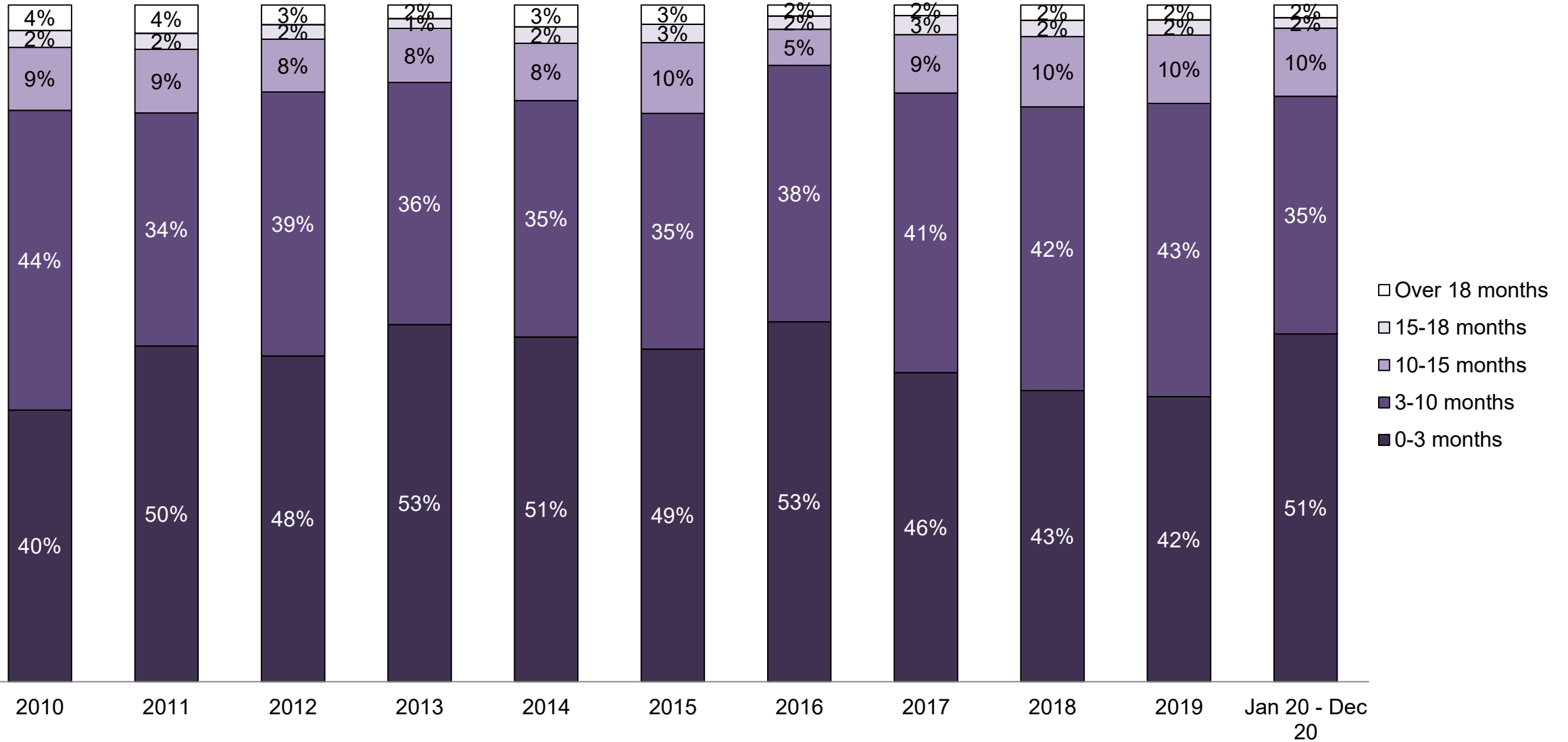


PERCENTAGE OF BAIL CASES BY NUMBER OF APPEARANCES FROM FIRST BAIL APPEARANCE TO BAIL DISPOSITION

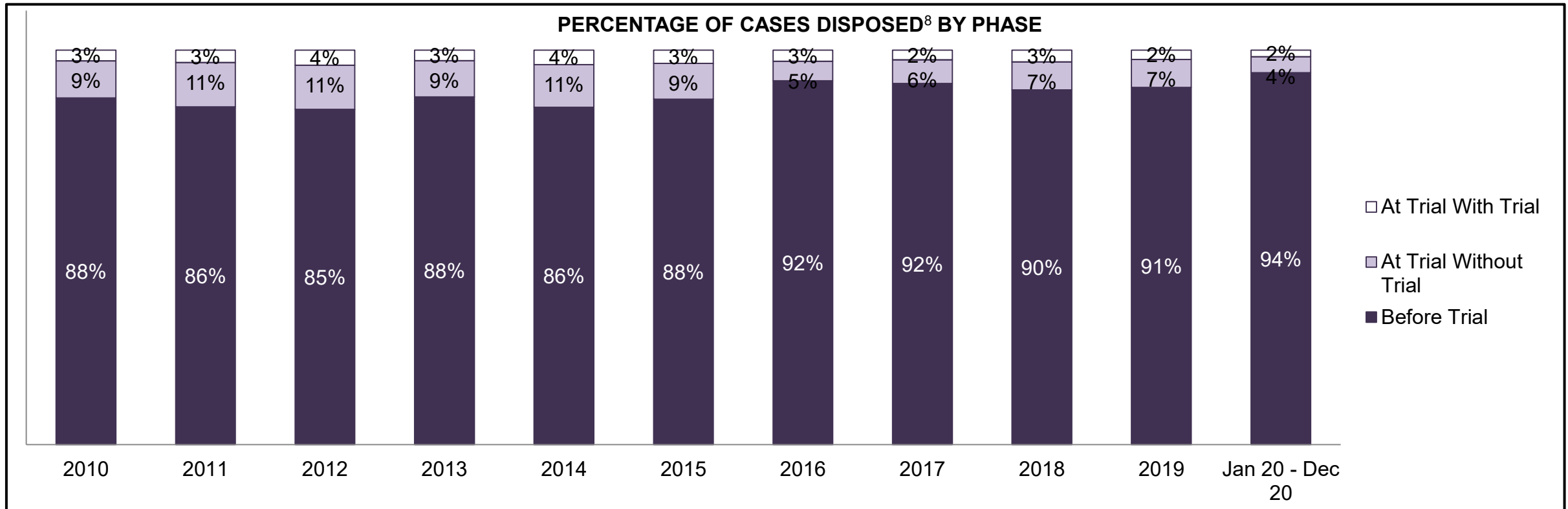


ONTARIO COURT OF JUSTICE CRIMINAL MODERNIZATION COMMITTEE BRANTFORD DASHBOARD¹⁹

PERCENTAGE OF DISPOSED CASES⁸ BY MONTHS TO DISPOSITION¹⁰



**ONTARIO COURT OF JUSTICE CRIMINAL MODERNIZATION COMMITTEE
BRANTFORD DASHBOARD¹⁹**

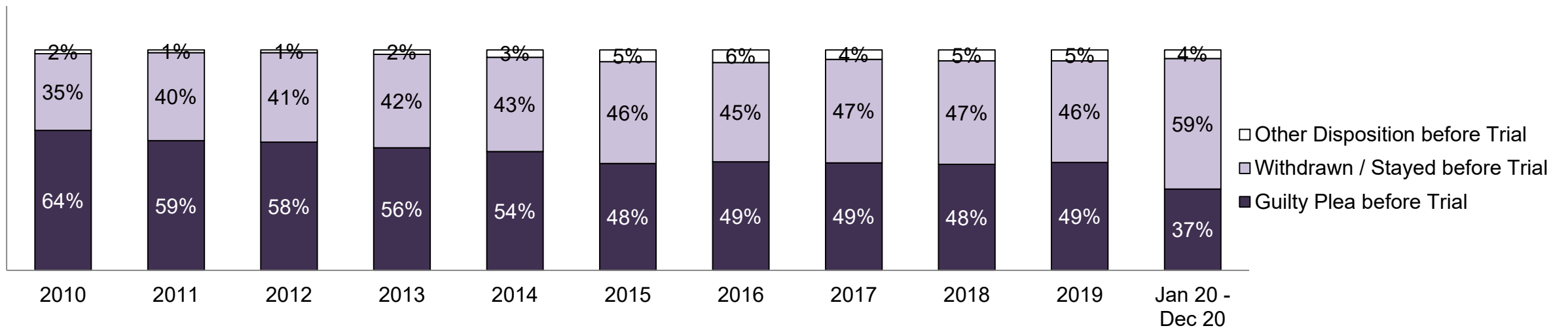


Cases Disposed⁸ by Phase and Percentage of In-Custody¹¹, Out-of-Custody¹² Cases at Case Disposition

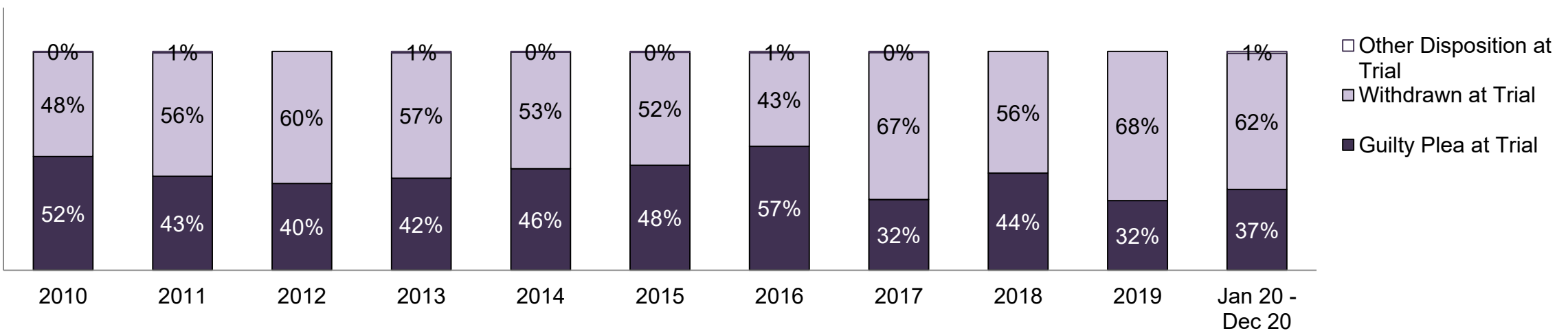
| Phases | 2010 | 2011 | 2012 | 2013 | 2014 | 2015 | 2016 | 2017 | 2018 | 2019 | Jan 20 - Dec 20 |
|-------------------------------|-------|-------|-------|-------|-------|-------|-------|-------|-------|-------|-----------------|
| At Trial With Trial | 119 | 131 | 132 | 92 | 116 | 100 | 90 | 86 | 101 | 91 | 46 |
| In-Custody | 18% | 20% | 28% | 26% | 21% | 18% | 18% | 27% | 25% | 24% | 30% |
| Out-of-Custody | 82% | 80% | 72% | 74% | 79% | 82% | 82% | 73% | 75% | 76% | 70% |
| At Trial Without Trial | 411 | 470 | 383 | 316 | 343 | 271 | 157 | 207 | 241 | 273 | 111 |
| In-Custody | 17% | 20% | 17% | 24% | 22% | 18% | 23% | 20% | 20% | 26% | 28% |
| Out-of-Custody | 83% | 80% | 83% | 76% | 78% | 82% | 77% | 80% | 80% | 74% | 72% |
| Before Trial | 3,838 | 3,575 | 2,917 | 3,038 | 2,709 | 2,614 | 2,937 | 3,170 | 3,052 | 3,498 | 2,580 |
| In-Custody | 22% | 26% | 25% | 24% | 24% | 23% | 25% | 25% | 23% | 24% | 22% |
| Out-of-Custody | 78% | 74% | 75% | 76% | 76% | 77% | 75% | 75% | 77% | 76% | 78% |

ONTARIO COURT OF JUSTICE CRIMINAL MODERNIZATION COMMITTEE BRANTFORD DASHBOARD¹⁹

PERCENTAGE OF CASES DISPOSED⁸ BEFORE TRIAL BY OUTCOME

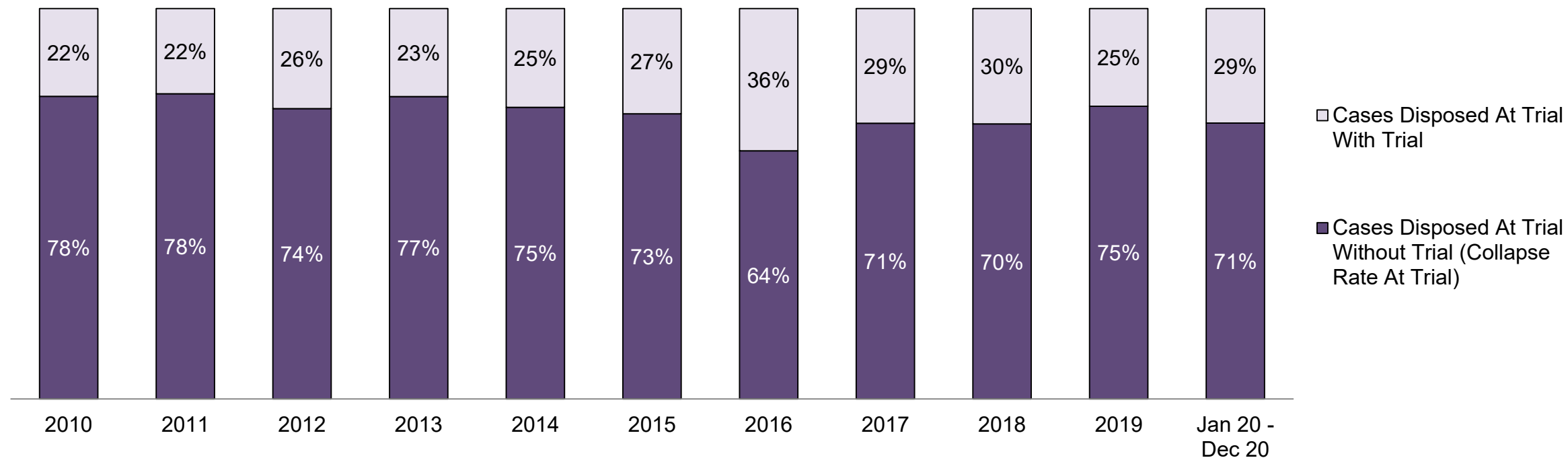


PERCENTAGE OF CASES DISPOSED⁸ AT TRIAL WITHOUT TRIAL (CASES COLLAPSED AT TRIAL) BY OUTCOME



ONTARIO COURT OF JUSTICE CRIMINAL MODERNIZATION COMMITTEE BRANTFORD DASHBOARD¹⁹

PERCENTAGE OF CASES DISPOSED⁸ BY PHASE FOR CASES SET FOR TRIAL¹³

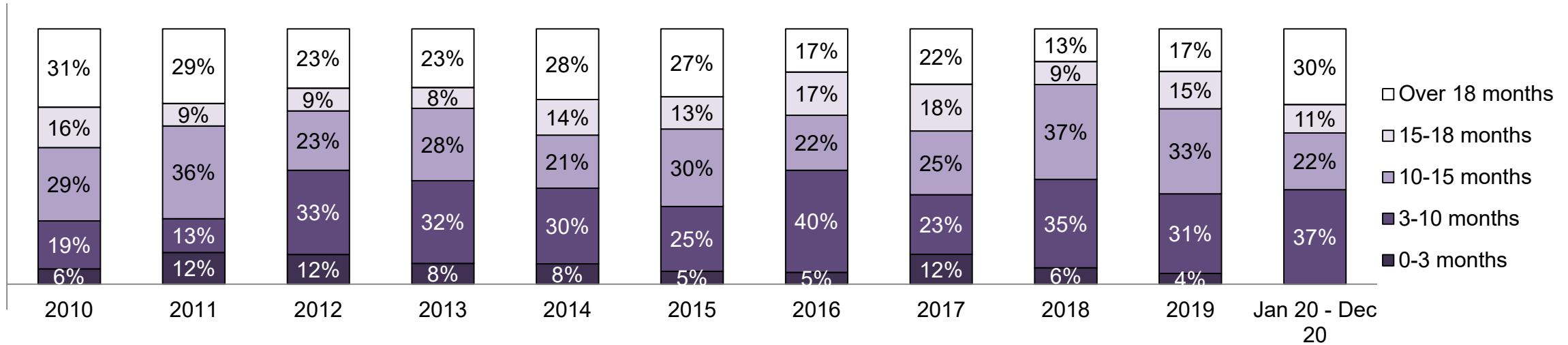


Percentage of Cases Disposed⁸ At Trial Without Trial (Collapse Rate At Trial²) by Offence Group At Disposition

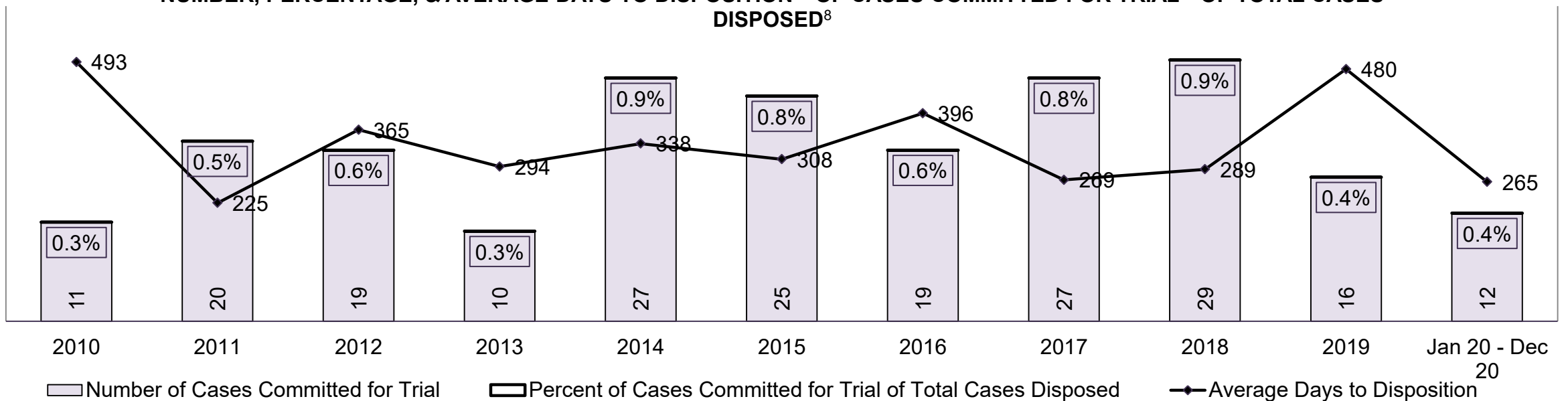
| Offence Group at Disposition ¹⁴ | 2010 | 2011 | 2012 | 2013 | 2014 | 2015 | 2016 | 2017 | 2018 | 2019 | Jan 20 - Dec 20 |
|--|-------------|-------------|-------------|-------------|-------------|-------------|-------------|-------------|-------------|-------------|-----------------|
| Crimes Against The Person | 44% | 48% | 49% | 53% | 52% | 49% | 45% | 57% | 50% | 49% | 59% |
| Crimes Against Property | 17% | 16% | 13% | 14% | 17% | 17% | 13% | 12% | 14% | 13% | 8% |
| Administration of Justice | 14% | 15% | 13% | 12% | 14% | 13% | 12% | 12% | 13% | 17% | 6% |
| Other Criminal Code | 6% | 6% | 5% | 5% | 4% | 6% | 6% | 5% | 6% | 7% | 9% |
| Criminal Code Traffic | 15% | 10% | 10% | 13% | 9% | 9% | 15% | 6% | 11% | 8% | 11% |
| Federal Statute | 4% | 6% | 9% | 4% | 5% | 7% | 10% | 8% | 6% | 5% | 6% |
| Total | 100% | 100% | 100% | 100% | 100% | 100% | 100% | 100% | 100% | 100% | 100% |

ONTARIO COURT OF JUSTICE CRIMINAL MODERNIZATION COMMITTEE BRANTFORD DASHBOARD¹⁹

PERCENTAGE OF CASES DISPOSED⁸ AT TRIAL WITH TRIAL BY MONTHS TO DISPOSITION¹⁰




NUMBER, PERCENTAGE, & AVERAGE DAYS TO DISPOSITION¹⁵ OF CASES COMMITTED FOR TRIAL¹⁶ OF TOTAL CASES DISPOSED⁸



**ONTARIO COURT OF JUSTICE CRIMINAL MODERNIZATION COMMITTEE
BRANTFORD DASHBOARD¹⁹
CASES PENDING AS OF DECEMBER 31, 2020**

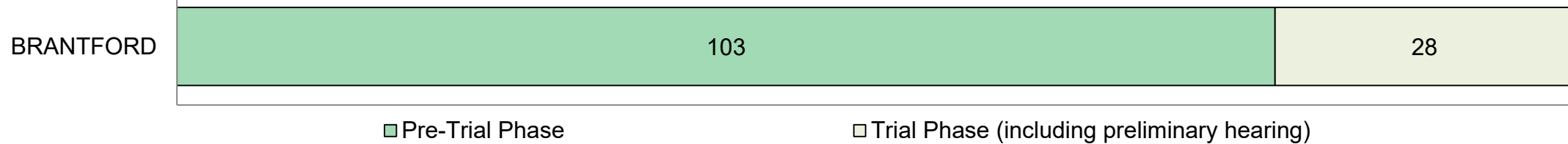
PERCENTAGE OF PENDING CASES³ BY PENDING AGE⁶



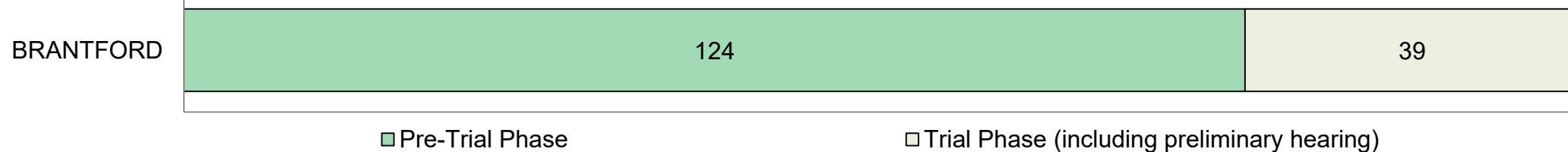
Pending Cases³ by Pending Age⁶ and Percentage of Pending Cases In-Custody¹⁷ and Out-of-Custody¹⁸

| Court Location | Over 18 months | 15-18 months | 10-15 months | 8-10 months | 0-8 months | Total |
|------------------|----------------|--------------|--------------|-------------|------------|--------------|
| BRANTFORD | 163 | 131 | 369 | 252 | 3,318 | 4,233 |
| In-Custody | 2% | 7% | 5% | 4% | 6% | 6% |
| Out-of-Custody | 98% | 93% | 95% | 96% | 94% | 94% |

PENDING CASES³ BY PHASE: 15-18 MONTHS⁶



PENDING CASES³ BY PHASE: OVER 18 MONTHS⁶



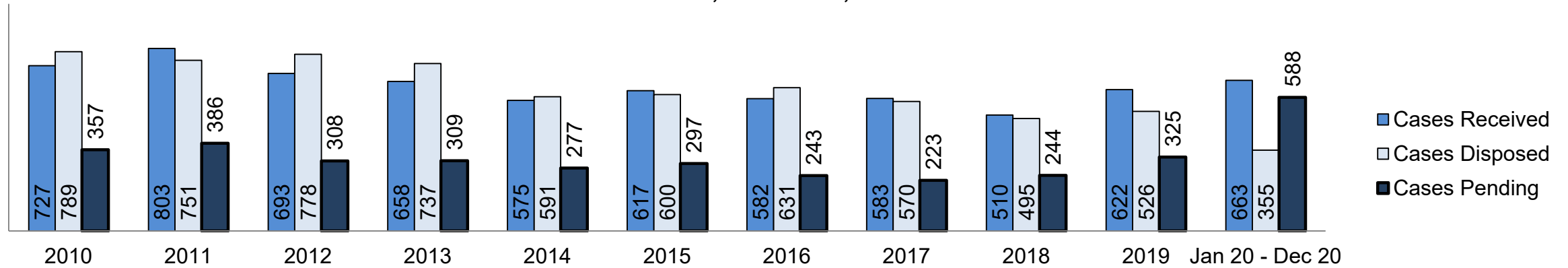
**ONTARIO COURT OF JUSTICE CRIMINAL MODERNIZATION COMMITTEE
CAYUGA DASHBOARD¹⁹**

| Key Metric | | Jan 20 - Dec 20 | | 2014 Baseline Median* | Change from 2014 Baseline Median | |
|------------------------------------|---|-------------------------------------|--------------------|-----------------------|----------------------------------|--------|
| | | Percent | Cases ¹ | | | |
| Bail | Disposed cases that began in the Bail Phase | | 27.9% | 99 | 33.5% | -5.6% |
| | Bail cases with a bail outcome (release order or detention order) | Total | 61.6% | 61 | 50.7% | 10.9% |
| | | Bail Disposition with 1 appearance | 49.2% | 30 | 52.9% | -3.7% |
| | | Bail Disposition in 1-3 days | 62.3% | 38 | 73.8% | -11.5% |
| | Bail cases with no bail disposition but with a case disposition | Total | 38.4% | 38 | 49.3% | -10.9% |
| | | Case disposition in 1-3 appearances | 18.4% | 7 | 33.4% | -15.0% |
| | | Case disposition in 0-3 months | 47.4% | 18 | 77.3% | -29.9% |
| Case disposition rate before trial | | 92.1% | 35 | 91.8% | 0.3% | |
| Before Trial | Disposition rate (includes bail cases with case dispositions) | | 90.4% | 321 | 85.7% | 4.8% |
| | Disposed within 1-3 appearances (net of bench warrant cases) | | 50.6% | 81 | 47.2% | 3.4% |
| | Disposed within 0-3 months (net of bench warrant cases) | | 61.9% | 99 | 62.6% | -0.7% |
| Trial | Collapse Rate at Trial ² | | 64.7% | 22 | 66.9% | -2.2% |

| Cases Pending ³ as of December 31, 2020 | | Percent | Cases ¹ | Cases in the Pre-Trial Phase ⁴ | Cases in the Trial Phase ⁵ (including preliminary hearing) |
|--|----------------|---------------|--------------------|---|---|
| Age of All Pending Cases⁶ | 0-8 months | 76.7% | 451 | 440 | 11 |
| | 8-10 months | 8.2% | 48 | 41 | 7 |
| | 10-15 months | 9.9% | 58 | 46 | 12 |
| | 15-18 months | 3.2% | 19 | 13 | 6 |
| | Over 18 months | 2.0% | 12 | 6 | 6 |
| Total | | 100.0% | 588 | 546 | 42 |

**ONTARIO COURT OF JUSTICE CRIMINAL MODERNIZATION COMMITTEE
CAYUGA DASHBOARD¹⁹**

CASES RECEIVED⁷, DISPOSED⁸, AND PENDING³



Cases Received⁷ by Offence Group

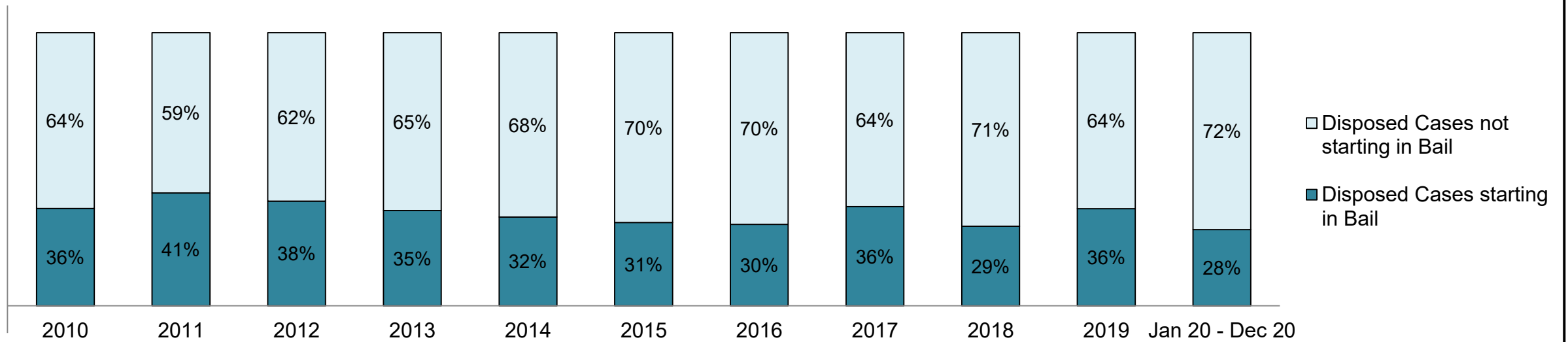
| Offence Group ⁹ | 2010 | 2011 | 2012 | 2013 | 2014 | 2015 | 2016 | 2017 | 2018 | 2019 | Jan 20 - Dec 20 |
|----------------------------|------|------|------|------|------|------|------|------|------|------|-----------------|
| Crimes Against The Person | 234 | 228 | 216 | 169 | 153 | 135 | 145 | 136 | 147 | 164 | 205 |
| Crimes Against Property | 135 | 141 | 140 | 104 | 85 | 127 | 102 | 105 | 78 | 121 | 133 |
| Administration of Justice | 200 | 204 | 196 | 164 | 166 | 152 | 158 | 201 | 152 | 188 | 112 |
| Other Criminal Code | 41 | 39 | 14 | 18 | 19 | 27 | 26 | 29 | 13 | 22 | 48 |
| Criminal Code Traffic | 53 | 91 | 65 | 94 | 85 | 87 | 79 | 58 | 75 | 91 | 107 |
| Federal Statute | 64 | 100 | 62 | 109 | 67 | 89 | 72 | 54 | 45 | 36 | 58 |

Cases Pending³ by Offence Group

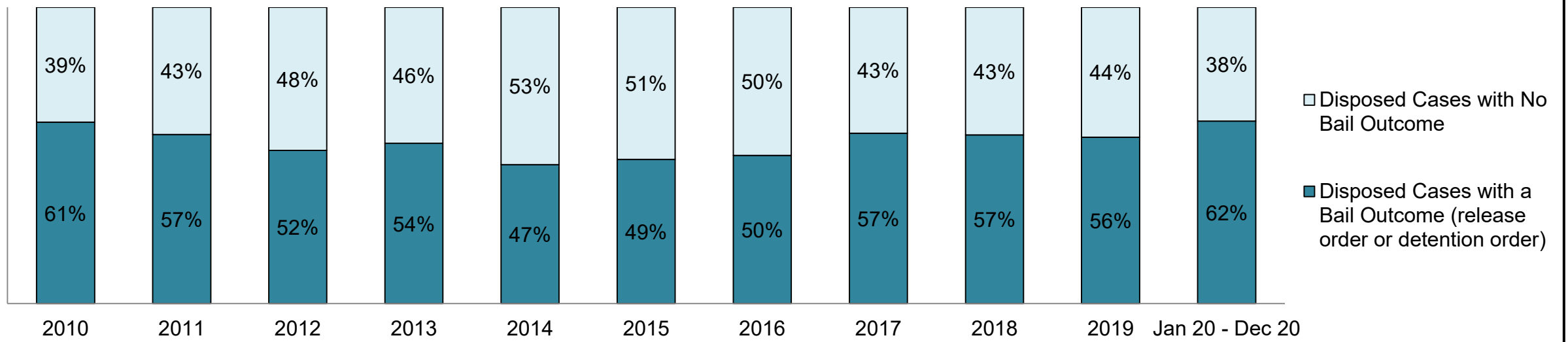
| Offence Group ⁹ | 2010 | 2011 | 2012 | 2013 | 2014 | 2015 | 2016 | 2017 | 2018 | 2019 | Jan 20 - Dec 20 |
|----------------------------|------|------|------|------|------|------|------|------|------|------|-----------------|
| Crimes Against The Person | 143 | 136 | 120 | 98 | 93 | 72 | 78 | 68 | 77 | 82 | 182 |
| Crimes Against Property | 65 | 74 | 70 | 48 | 41 | 47 | 39 | 43 | 43 | 75 | 119 |
| Administration of Justice | 51 | 55 | 42 | 39 | 41 | 50 | 40 | 52 | 51 | 78 | 99 |
| Other Criminal Code | 17 | 18 | 8 | 15 | 9 | 23 | 20 | 14 | 8 | 15 | 43 |
| Criminal Code Traffic | 32 | 55 | 35 | 54 | 51 | 50 | 38 | 24 | 47 | 53 | 105 |
| Federal Statute | 49 | 48 | 33 | 55 | 42 | 55 | 28 | 22 | 18 | 22 | 40 |

**ONTARIO COURT OF JUSTICE CRIMINAL MODERNIZATION COMMITTEE
CAYUGA DASHBOARD¹⁹**

PERCENTAGE OF DISPOSED CASES⁸ STARTING IN BAIL

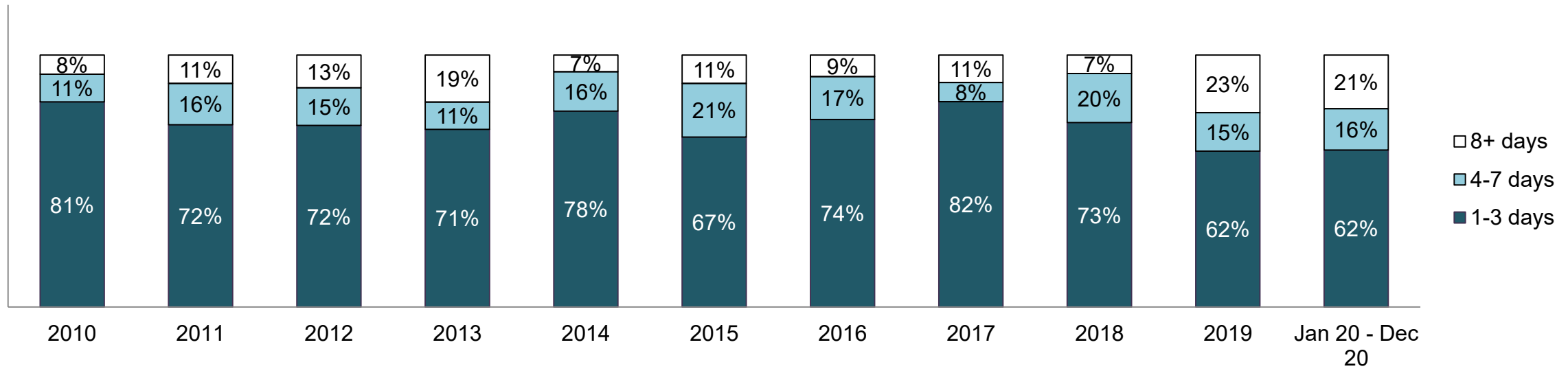


PERCENTAGE OF DISPOSED CASES⁸ STARTING IN BAIL BY BAIL OUTCOME

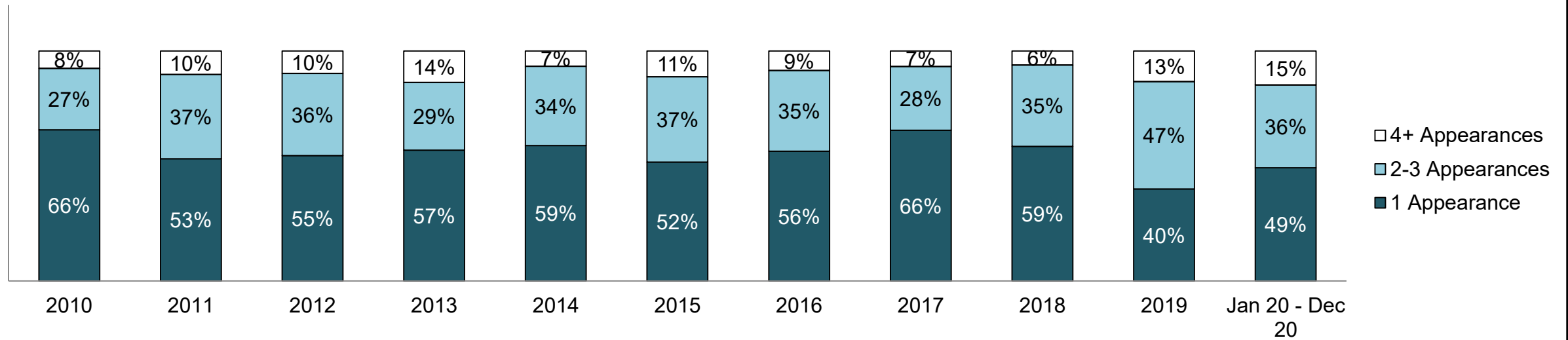


ONTARIO COURT OF JUSTICE CRIMINAL MODERNIZATION COMMITTEE CAYUGA DASHBOARD¹⁹

PERCENTAGE OF BAIL CASES BY DAYS FROM FIRST BAIL APPEARANCE TO BAIL DISPOSITION

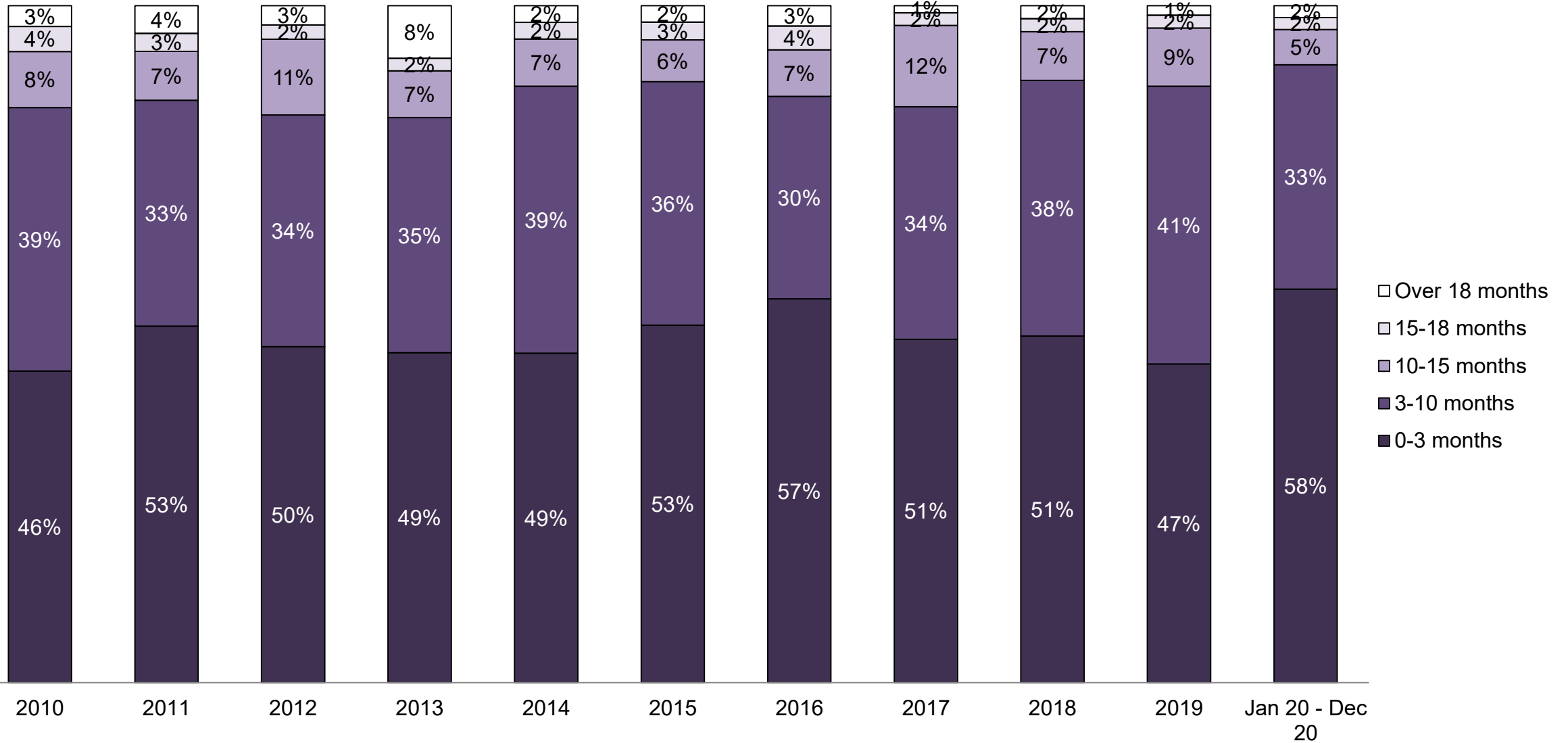


PERCENTAGE OF BAIL CASES BY NUMBER OF APPEARANCES FROM FIRST BAIL APPEARANCE TO BAIL DISPOSITION

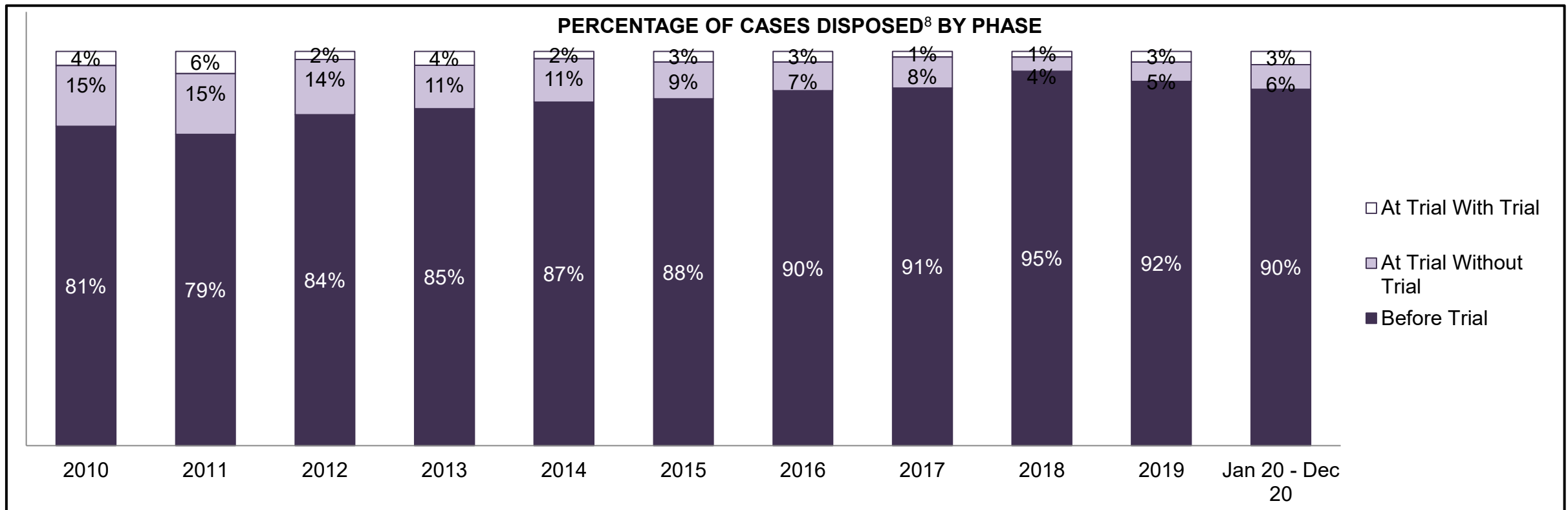


ONTARIO COURT OF JUSTICE CRIMINAL MODERNIZATION COMMITTEE CAYUGA DASHBOARD¹⁹

PERCENTAGE OF DISPOSED CASES⁸ BY MONTHS TO DISPOSITION¹⁰



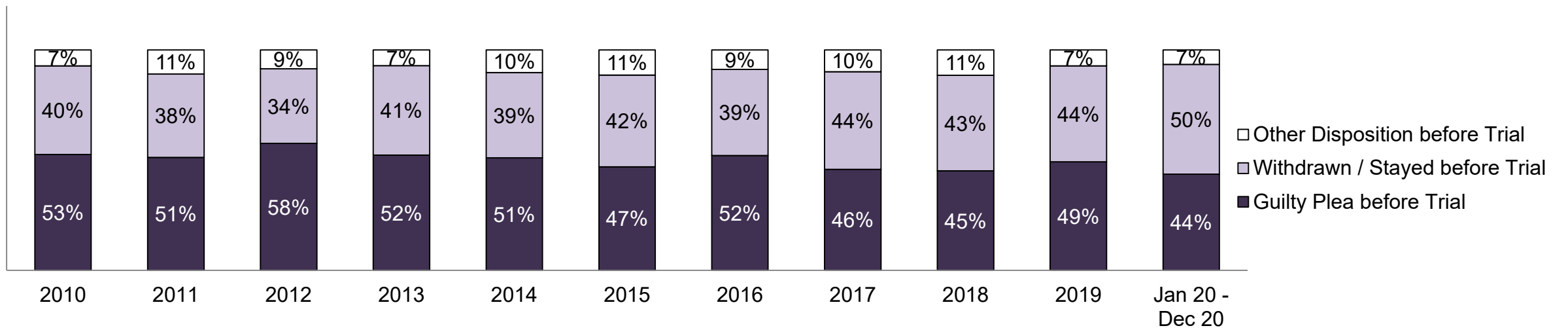
**ONTARIO COURT OF JUSTICE CRIMINAL MODERNIZATION COMMITTEE
CAYUGA DASHBOARD¹⁹**



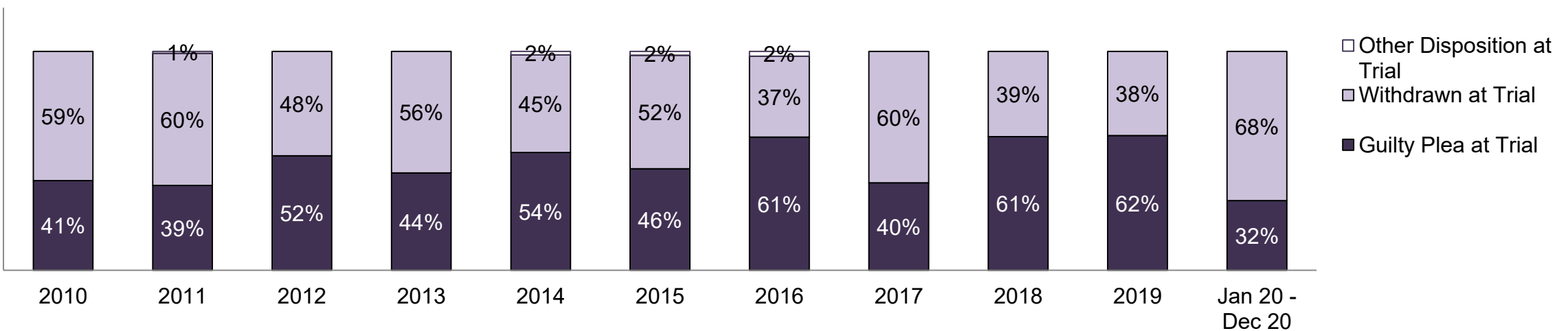
| Cases Disposed⁸ by Phase and Percentage of In-Custody¹¹, Out-of-Custody¹² Cases at Case Disposition | | | | | | | | | | | |
|---|-------------|-------------|-------------|-------------|-------------|-------------|-------------|-------------|-------------|-------------|------------------------|
| Phases | 2010 | 2011 | 2012 | 2013 | 2014 | 2015 | 2016 | 2017 | 2018 | 2019 | Jan 20 - Dec 20 |
| At Trial With Trial | 28 | 42 | 16 | 26 | 11 | 16 | 17 | 8 | 7 | 14 | 12 |
| In-Custody | 4% | 5% | 13% | 8% | 0% | 6% | 18% | 0% | 0% | 7% | 8% |
| Out-of-Custody | 96% | 95% | 88% | 92% | 100% | 94% | 82% | 100% | 100% | 93% | 92% |
| At Trial Without Trial | 122 | 116 | 109 | 81 | 65 | 56 | 46 | 45 | 18 | 26 | 22 |
| In-Custody | 5% | 21% | 10% | 16% | 9% | 9% | 7% | 7% | 6% | 12% | 14% |
| Out-of-Custody | 95% | 79% | 90% | 84% | 91% | 91% | 93% | 93% | 94% | 88% | 86% |
| Before Trial | 639 | 593 | 653 | 630 | 515 | 528 | 568 | 517 | 470 | 486 | 321 |
| In-Custody | 18% | 21% | 25% | 19% | 19% | 19% | 17% | 18% | 15% | 18% | 13% |
| Out-of-Custody | 82% | 79% | 75% | 81% | 81% | 81% | 83% | 82% | 85% | 82% | 87% |

ONTARIO COURT OF JUSTICE CRIMINAL MODERNIZATION COMMITTEE CAYUGA DASHBOARD¹⁹

PERCENTAGE OF CASES DISPOSED⁸ BEFORE TRIAL BY OUTCOME

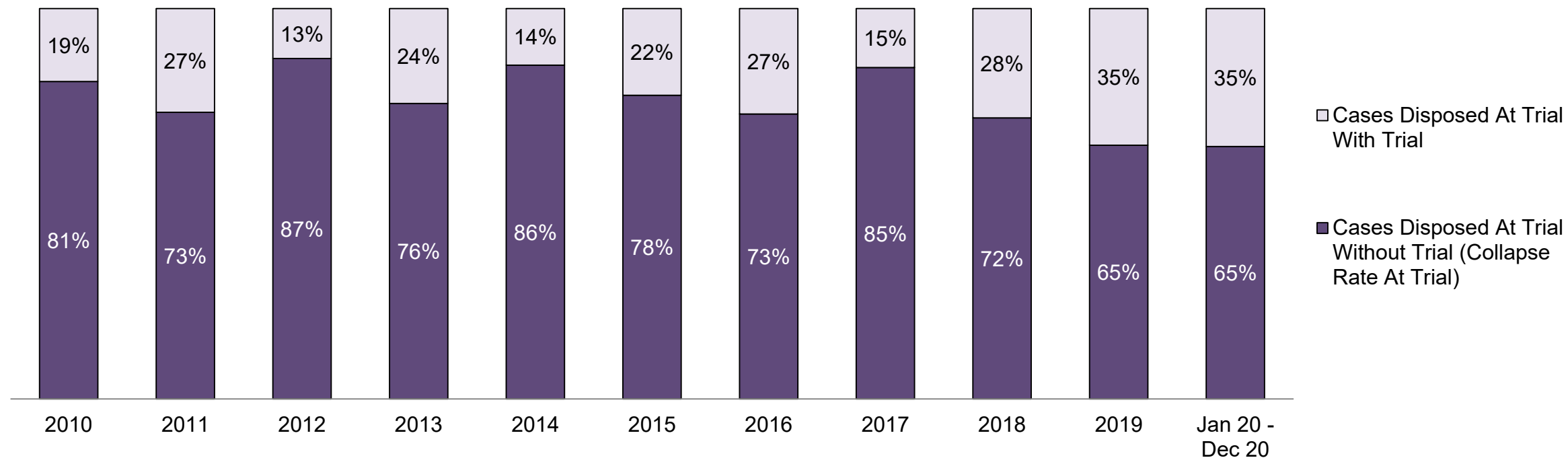


PERCENTAGE OF CASES DISPOSED⁸ AT TRIAL WITHOUT TRIAL (CASES COLLAPSED AT TRIAL) BY OUTCOME



ONTARIO COURT OF JUSTICE CRIMINAL MODERNIZATION COMMITTEE CAYUGA DASHBOARD¹⁹

PERCENTAGE OF CASES DISPOSED⁸ BY PHASE FOR CASES SET FOR TRIAL¹³

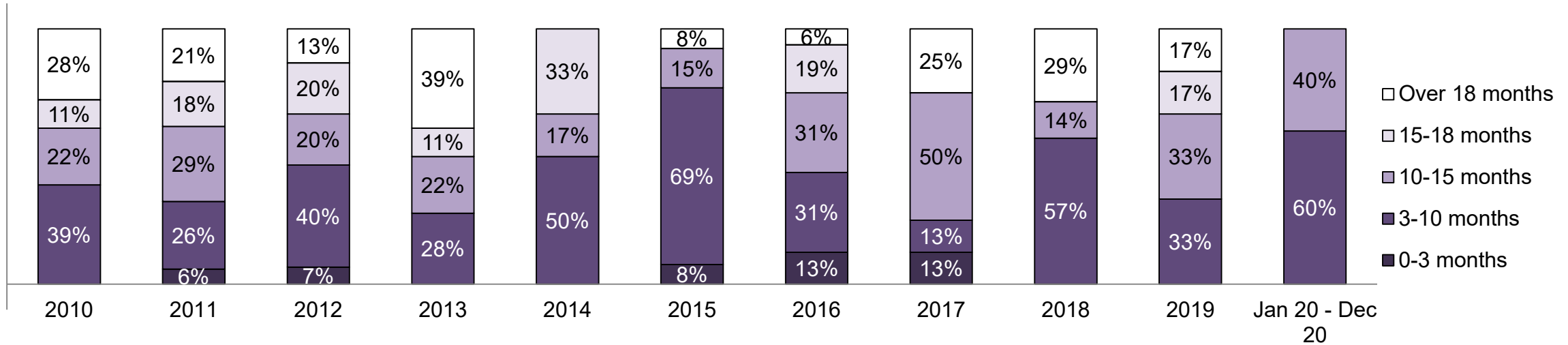


Percentage of Cases Disposed⁸ At Trial Without Trial (Collapse Rate At Trial²) by Offence Group At Disposition

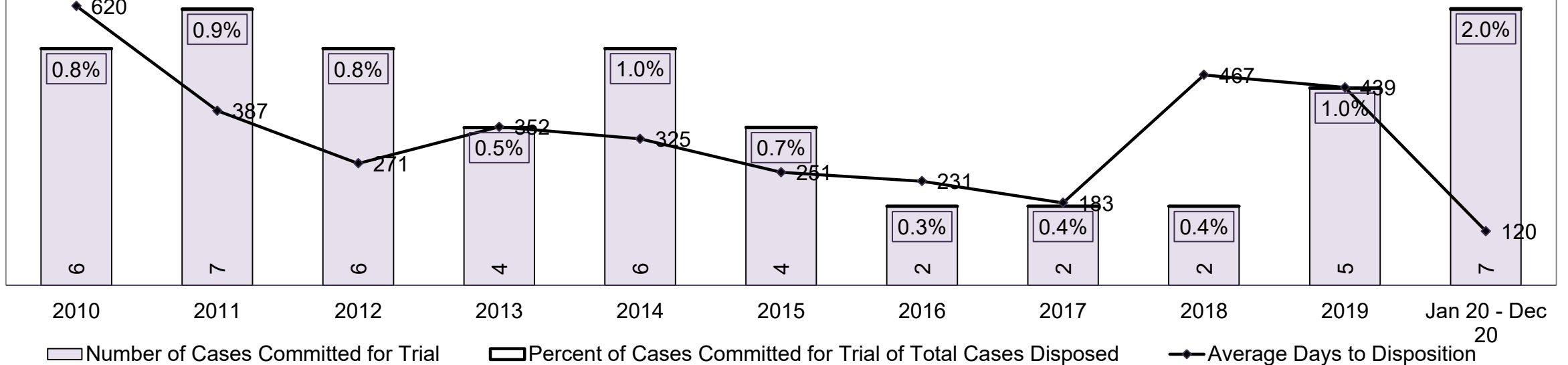
| Offence Group at Disposition ¹⁴ | 2010 | 2011 | 2012 | 2013 | 2014 | 2015 | 2016 | 2017 | 2018 | 2019 | Jan 20 - Dec 20 |
|--|-------------|-------------|-------------|-------------|-------------|-------------|-------------|-------------|-------------|-------------|-----------------|
| Crimes Against The Person | 46% | 49% | 42% | 48% | 41% | 44% | 37% | 45% | 48% | 53% | 44% |
| Crimes Against Property | 15% | 9% | 16% | 18% | 11% | 19% | 13% | 11% | 8% | 0% | 9% |
| Administration of Justice | 14% | 20% | 13% | 9% | 11% | 11% | 11% | 8% | 12% | 15% | 18% |
| Other Criminal Code | 6% | 7% | 3% | 6% | 11% | 3% | 6% | 6% | 12% | 0% | 15% |
| Criminal Code Traffic | 13% | 7% | 17% | 13% | 20% | 11% | 25% | 25% | 12% | 25% | 9% |
| Federal Statute | 6% | 9% | 9% | 7% | 8% | 11% | 8% | 6% | 8% | 8% | 6% |
| Total | 100% | 100% | 100% | 100% | 100% | 100% | 100% | 100% | 100% | 100% | 100% |

ONTARIO COURT OF JUSTICE CRIMINAL MODERNIZATION COMMITTEE CAYUGA DASHBOARD¹⁹

PERCENTAGE OF CASES DISPOSED⁸ AT TRIAL WITH TRIAL BY MONTHS TO DISPOSITION¹⁰

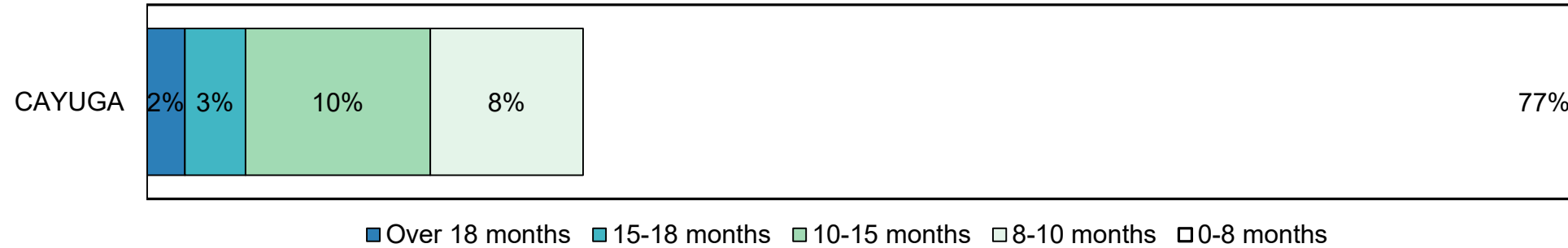


NUMBER, PERCENTAGE, & AVERAGE DAYS TO DISPOSITION¹⁵ OF CASES COMMITTED FOR TRIAL¹⁶ OF TOTAL CASES DISPOSED⁸



**ONTARIO COURT OF JUSTICE CRIMINAL MODERNIZATION COMMITTEE
CAYUGA DASHBOARD¹⁹
CASES PENDING AS OF DECEMBER 31, 2020**

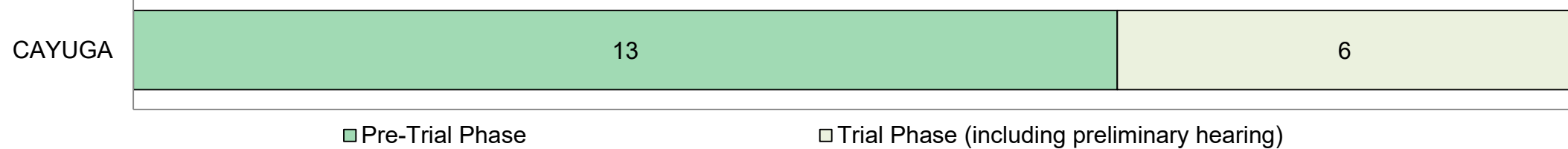
PERCENTAGE OF PENDING CASES³ BY PENDING AGE⁶



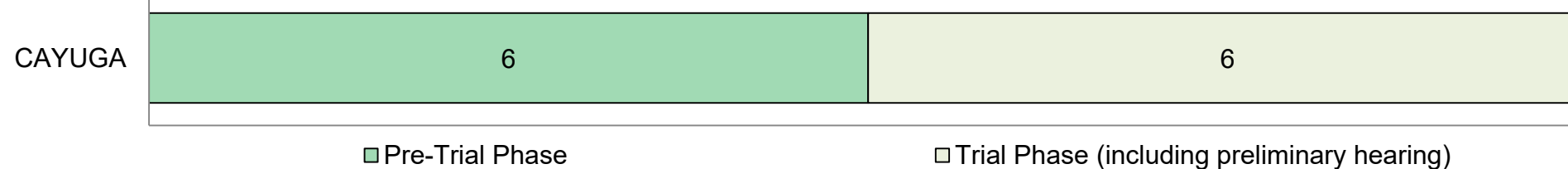
Pending Cases³ by Pending Age⁶ and Percentage of Pending Cases In-Custody¹⁷ and Out-of-Custody¹⁸

| Court Location | Over 18 months | 15-18 months | 10-15 months | 8-10 months | 0-8 months | Total |
|----------------|----------------|--------------|--------------|-------------|------------|------------|
| CAYUGA | 12 | 19 | 58 | 48 | 451 | 588 |
| In-Custody | 8% | 16% | 10% | 4% | 3% | 4% |
| Out-of-Custody | 92% | 84% | 90% | 96% | 97% | 96% |

PENDING CASES³ BY PHASE: 15-18 MONTHS⁶



PENDING CASES³ BY PHASE: OVER 18 MONTHS⁶



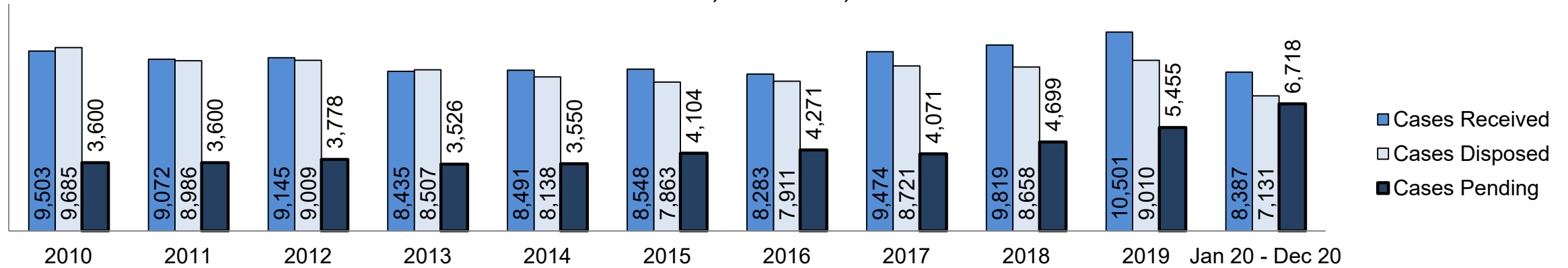
**ONTARIO COURT OF JUSTICE CRIMINAL MODERNIZATION COMMITTEE
HAMILTON DASHBOARD¹⁹**

| Key Metric | | Jan 20 - Dec 20 | | 2014 Baseline Median* | Change from 2014 Baseline Median | |
|------------------------------------|---|-------------------------------------|--------------------|-----------------------|----------------------------------|--------|
| | | Percent | Cases ¹ | | | |
| Bail | Disposed cases that began in the Bail Phase | | 55.9% | 3,989 | 48.0% | 8.0% |
| | Bail cases with a bail outcome (release order or detention order) | Total | 50.6% | 2,019 | 56.0% | -5.4% |
| | | Bail Disposition with 1 appearance | 45.8% | 925 | 47.7% | -1.9% |
| | | Bail Disposition in 1-3 days | 56.6% | 1,142 | 70.6% | -14.0% |
| | Bail cases with no bail disposition but with a case disposition | Total | 49.4% | 1,970 | 44.0% | 5.4% |
| | | Case disposition in 1-3 appearances | 16.3% | 322 | 35.1% | -18.8% |
| | | Case disposition in 0-3 months | 66.2% | 1,304 | 77.2% | -11.0% |
| Case disposition rate before trial | | 96.8% | 1,907 | 90.7% | 6.1% | |
| Before Trial | Disposition rate (includes bail cases with case dispositions) | | 94.1% | 6,710 | 83.6% | 10.5% |
| | Disposed within 1-3 appearances (net of bench warrant cases) | | 25.3% | 1,085 | 39.1% | -13.8% |
| | Disposed within 0-3 months (net of bench warrant cases) | | 54.0% | 2,313 | 60.6% | -6.6% |
| Trial | Collapse Rate at Trial ² | | 75.3% | 317 | 71.0% | 4.3% |

| Cases Pending ³ as of December 31, 2020 | | Percent | Cases ¹ | Cases in the Pre-Trial Phase ⁴ | Cases in the Trial Phase ⁵ (including preliminary hearing) |
|--|----------------|---------------|--------------------|---|---|
| Age of All Pending Cases⁶ | 0-8 months | 62.8% | 4,218 | 4,193 | 25 |
| | 8-10 months | 9.9% | 667 | 648 | 19 |
| | 10-15 months | 13.2% | 889 | 803 | 86 |
| | 15-18 months | 5.6% | 377 | 294 | 83 |
| | Over 18 months | 8.4% | 567 | 308 | 259 |
| Total | | 100.0% | 6,718 | 6,246 | 472 |

ONTARIO COURT OF JUSTICE CRIMINAL MODERNIZATION COMMITTEE HAMILTON DASHBOARD¹⁹

CASES RECEIVED⁷, DISPOSED⁸, AND PENDING³



Cases Received⁷ by Offence Group

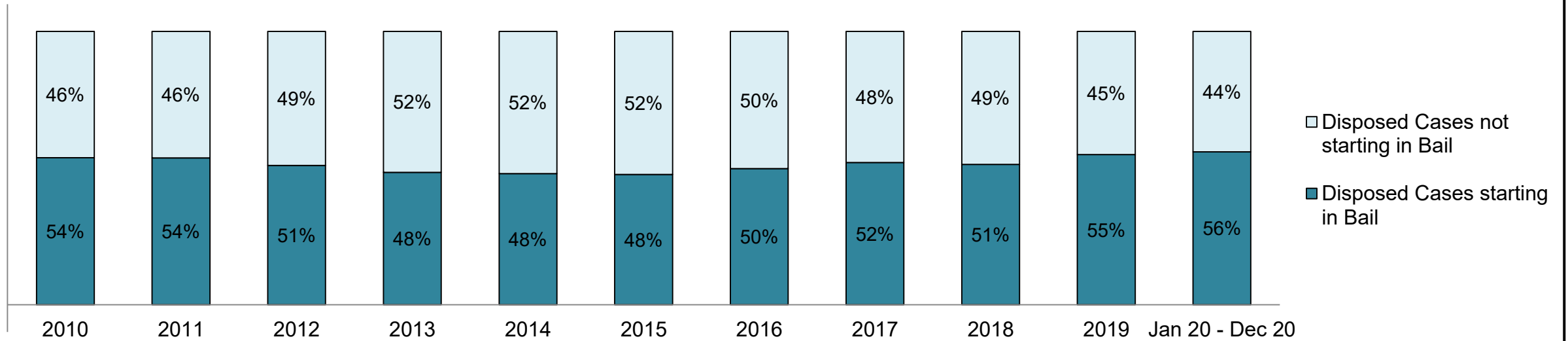
| Offence Group ⁹ | 2010 | 2011 | 2012 | 2013 | 2014 | 2015 | 2016 | 2017 | 2018 | 2019 | Jan 20 - Dec 20 |
|----------------------------|-------|-------|-------|-------|-------|-------|-------|-------|-------|-------|-----------------|
| Crimes Against The Person | 2,511 | 2,455 | 2,437 | 2,076 | 2,252 | 1,986 | 2,032 | 2,252 | 2,328 | 2,838 | 2,295 |
| Crimes Against Property | 1,589 | 1,534 | 1,569 | 1,464 | 1,584 | 1,647 | 1,419 | 1,685 | 1,784 | 2,022 | 1,400 |
| Administration of Justice | 2,544 | 2,421 | 2,501 | 2,492 | 2,309 | 2,669 | 2,742 | 3,357 | 3,498 | 3,479 | 2,468 |
| Other Criminal Code | 655 | 627 | 469 | 391 | 387 | 359 | 330 | 352 | 377 | 439 | 507 |
| Criminal Code Traffic | 647 | 667 | 685 | 660 | 704 | 653 | 606 | 557 | 580 | 639 | 613 |
| Federal Statute | 1,557 | 1,368 | 1,484 | 1,352 | 1,255 | 1,234 | 1,154 | 1,271 | 1,252 | 1,084 | 1,104 |

Cases Pending³ by Offence Group

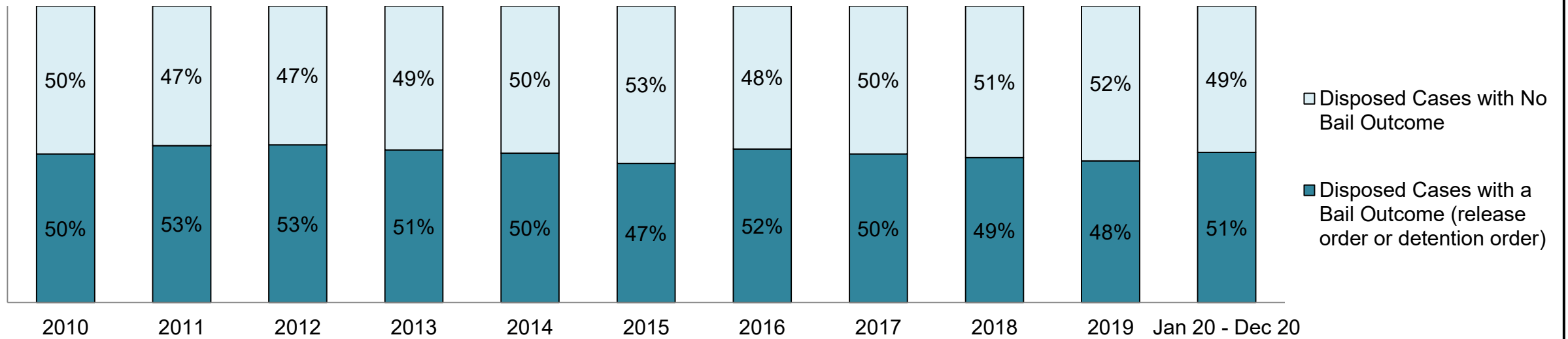
| Offence Group ⁹ | 2010 | 2011 | 2012 | 2013 | 2014 | 2015 | 2016 | 2017 | 2018 | 2019 | Jan 20 - Dec 20 |
|----------------------------|-------|-------|-------|-------|-------|-------|-------|-------|-------|-------|-----------------|
| Crimes Against The Person | 1,092 | 1,128 | 1,233 | 1,034 | 1,062 | 1,113 | 1,267 | 1,226 | 1,472 | 1,910 | 2,342 |
| Crimes Against Property | 568 | 559 | 609 | 611 | 654 | 784 | 767 | 730 | 842 | 1,050 | 1,225 |
| Administration of Justice | 625 | 697 | 677 | 728 | 703 | 982 | 1,035 | 969 | 1,178 | 1,170 | 1,541 |
| Other Criminal Code | 210 | 194 | 229 | 219 | 229 | 250 | 201 | 191 | 201 | 274 | 443 |
| Criminal Code Traffic | 303 | 329 | 338 | 318 | 341 | 349 | 375 | 298 | 335 | 425 | 644 |
| Federal Statute | 802 | 693 | 692 | 616 | 561 | 626 | 626 | 657 | 671 | 626 | 522 |

ONTARIO COURT OF JUSTICE CRIMINAL MODERNIZATION COMMITTEE HAMILTON DASHBOARD¹⁹

PERCENTAGE OF DISPOSED CASES⁸ STARTING IN BAIL

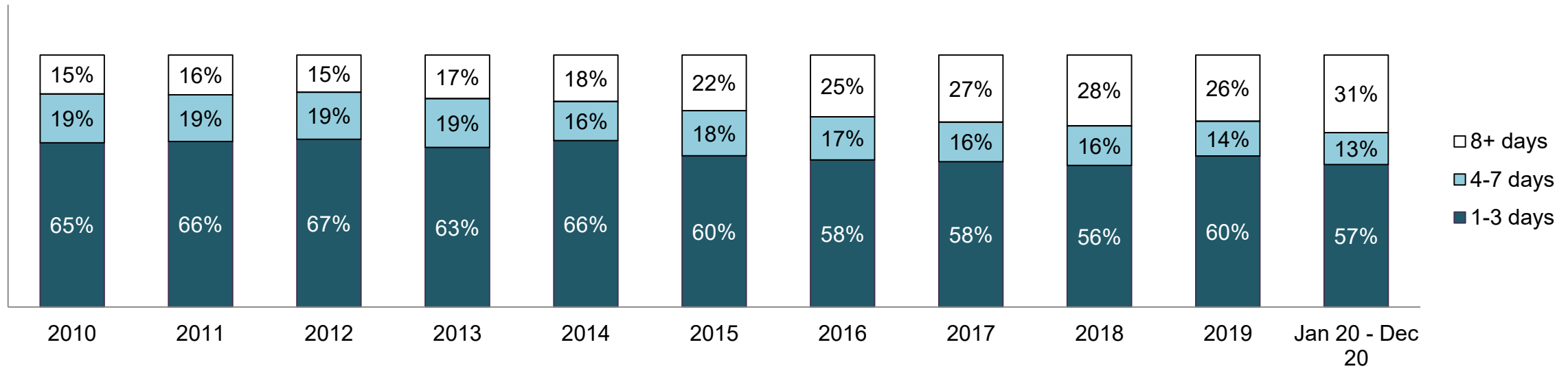


PERCENTAGE OF DISPOSED CASES⁸ STARTING IN BAIL BY BAIL OUTCOME

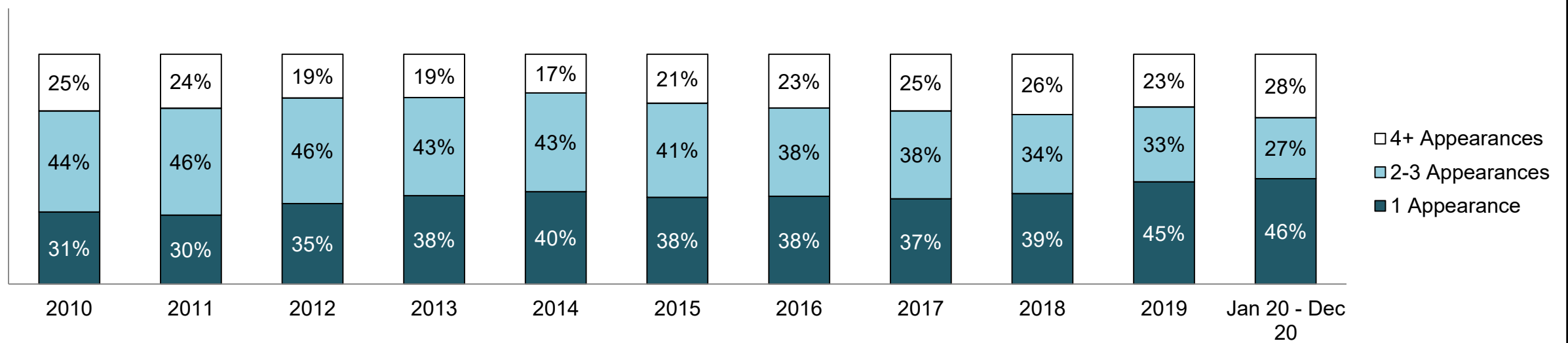


ONTARIO COURT OF JUSTICE CRIMINAL MODERNIZATION COMMITTEE HAMILTON DASHBOARD¹⁹

PERCENTAGE OF BAIL CASES BY DAYS FROM FIRST BAIL APPEARANCE TO BAIL DISPOSITION

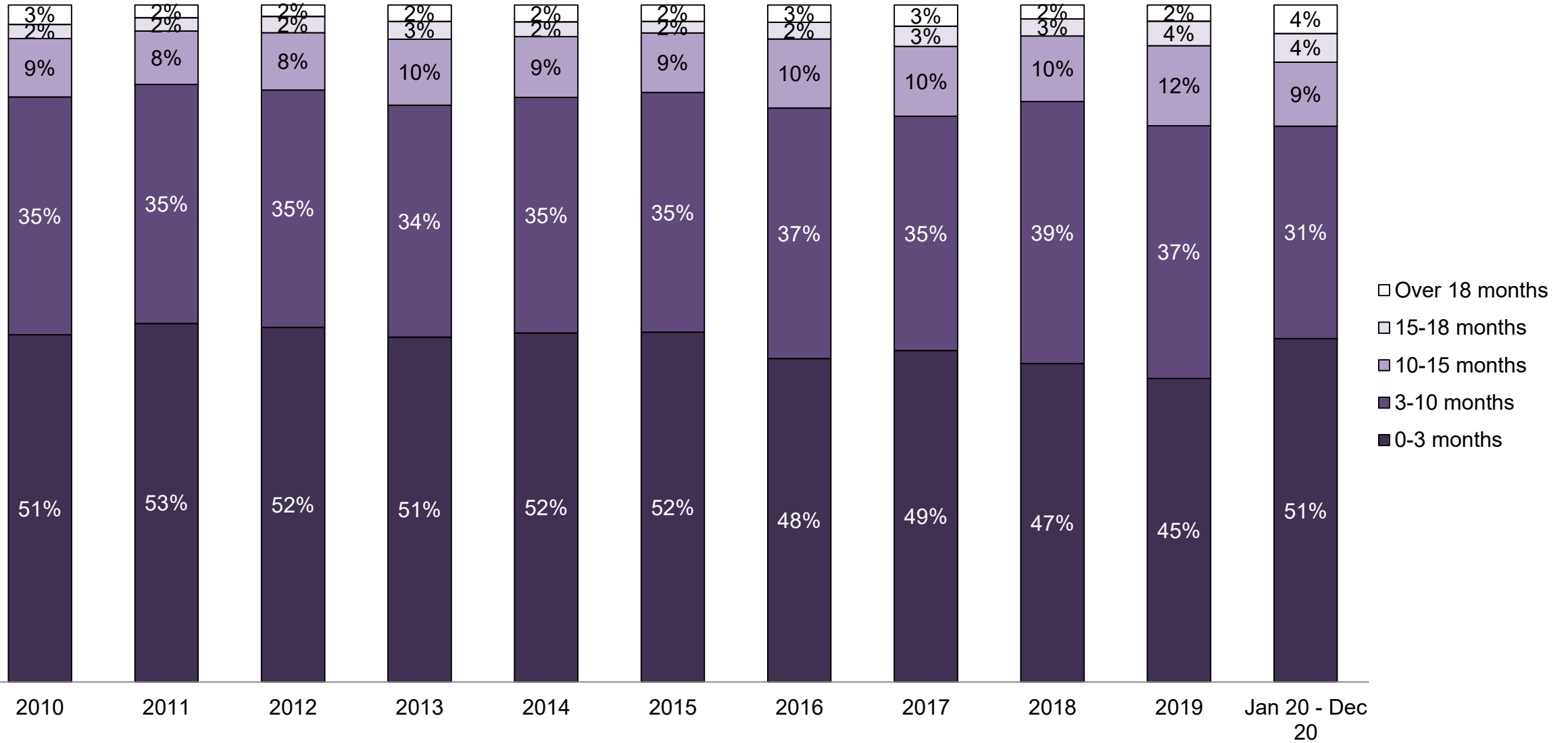


PERCENTAGE OF BAIL CASES BY NUMBER OF APPEARANCES FROM FIRST BAIL APPEARANCE TO BAIL DISPOSITION

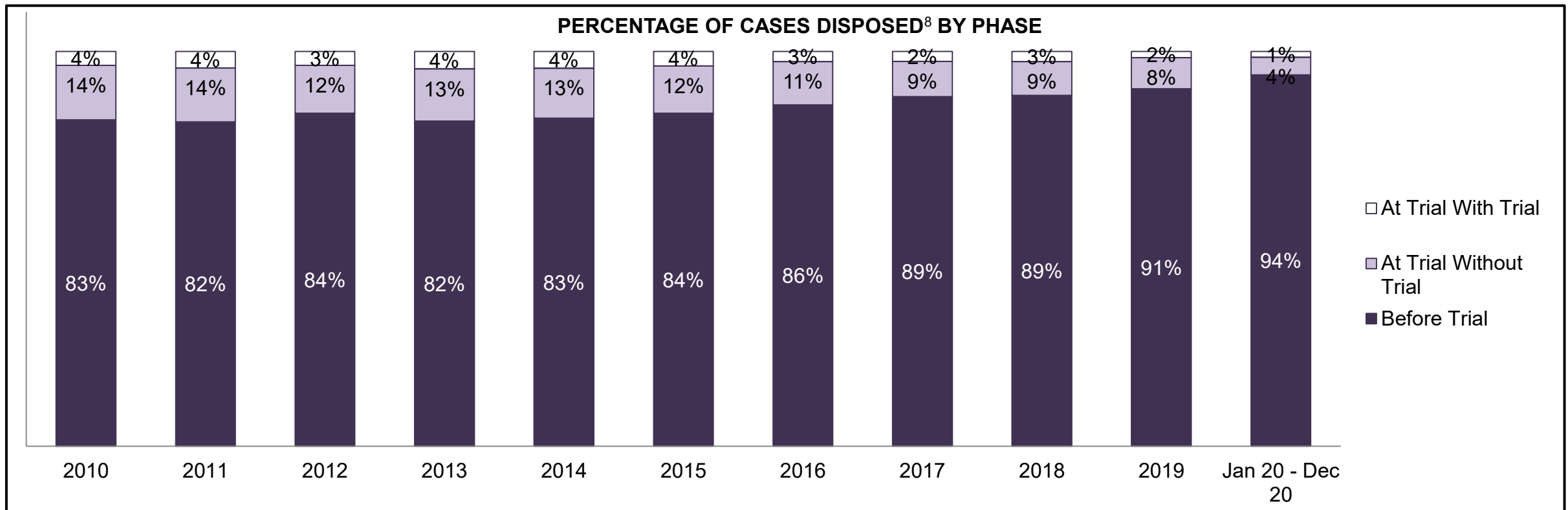


ONTARIO COURT OF JUSTICE CRIMINAL MODERNIZATION COMMITTEE HAMILTON DASHBOARD¹⁹

PERCENTAGE OF DISPOSED CASES⁸ BY MONTHS TO DISPOSITION¹⁰



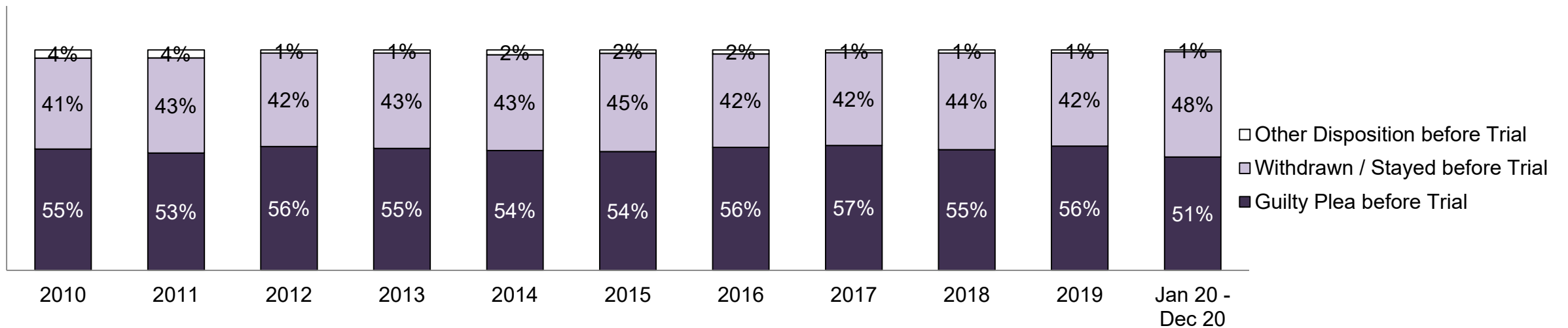
ONTARIO COURT OF JUSTICE CRIMINAL MODERNIZATION COMMITTEE HAMILTON DASHBOARD¹⁹



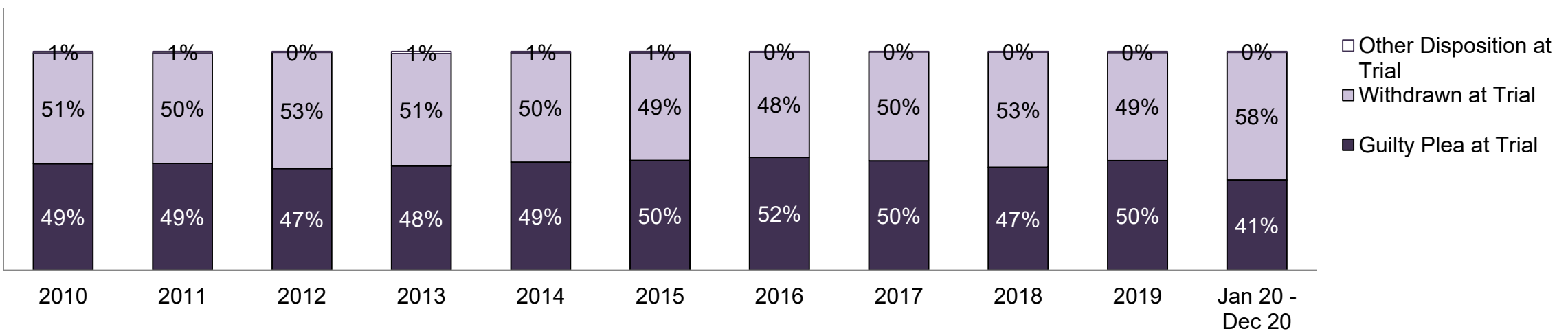
| Cases Disposed ⁸ by Phase and Percentage of In-Custody ¹¹ , Out-of-Custody ¹² Cases at Case Disposition | | | | | | | | | | | |
|--|-------|-------|-------|-------|-------|-------|-------|-------|-------|-------|-----------------|
| Phases | 2010 | 2011 | 2012 | 2013 | 2014 | 2015 | 2016 | 2017 | 2018 | 2019 | Jan 20 - Dec 20 |
| At Trial With Trial | 340 | 376 | 315 | 377 | 344 | 289 | 205 | 218 | 222 | 141 | 104 |
| In-Custody | 19% | 19% | 26% | 25% | 23% | 23% | 20% | 18% | 14% | 7% | 26% |
| Out-of-Custody | 81% | 81% | 74% | 75% | 77% | 77% | 80% | 82% | 86% | 93% | 74% |
| At Trial Without Trial | 1,339 | 1,226 | 1,092 | 1,124 | 1,029 | 940 | 866 | 778 | 739 | 710 | 317 |
| In-Custody | 12% | 14% | 13% | 14% | 14% | 14% | 14% | 13% | 14% | 17% | 16% |
| Out-of-Custody | 88% | 86% | 87% | 86% | 86% | 86% | 86% | 87% | 86% | 83% | 84% |
| Before Trial | 8,006 | 7,384 | 7,602 | 7,006 | 6,765 | 6,634 | 6,840 | 7,725 | 7,697 | 8,159 | 6,710 |
| In-Custody | 33% | 31% | 29% | 28% | 28% | 29% | 28% | 29% | 30% | 32% | 30% |
| Out-of-Custody | 67% | 69% | 71% | 72% | 72% | 71% | 72% | 71% | 70% | 68% | 70% |

ONTARIO COURT OF JUSTICE CRIMINAL MODERNIZATION COMMITTEE HAMILTON DASHBOARD¹⁹

PERCENTAGE OF CASES DISPOSED⁸ BEFORE TRIAL BY OUTCOME

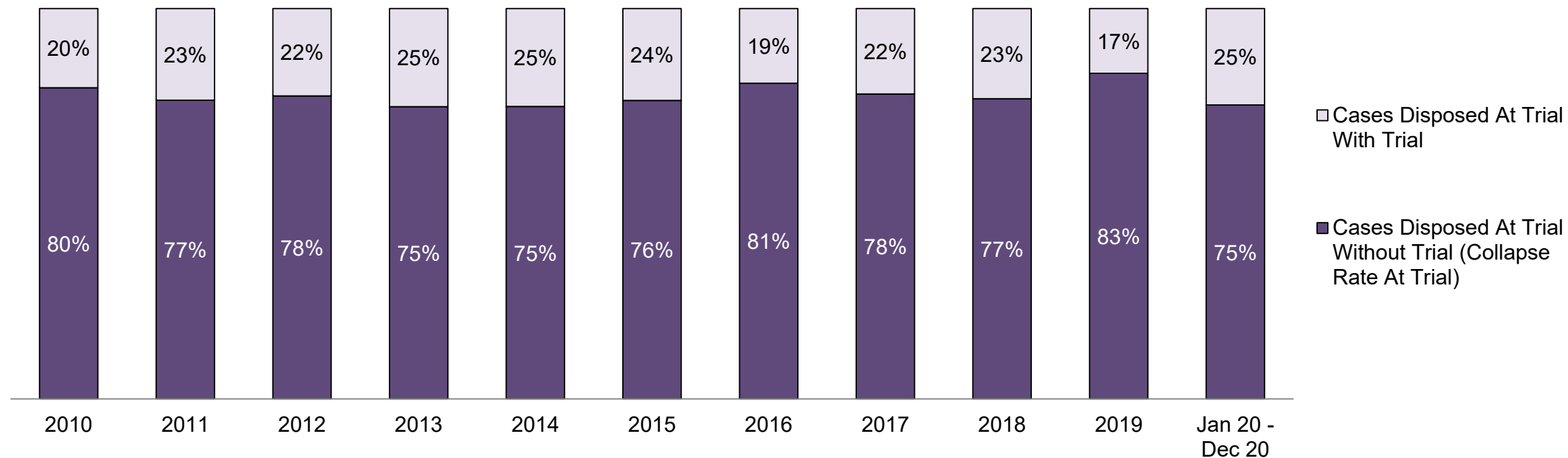


PERCENTAGE OF CASES DISPOSED⁸ AT TRIAL WITHOUT TRIAL (CASES COLLAPSED AT TRIAL) BY OUTCOME



ONTARIO COURT OF JUSTICE CRIMINAL MODERNIZATION COMMITTEE HAMILTON DASHBOARD¹⁹

PERCENTAGE OF CASES DISPOSED⁸ BY PHASE FOR CASES SET FOR TRIAL¹³

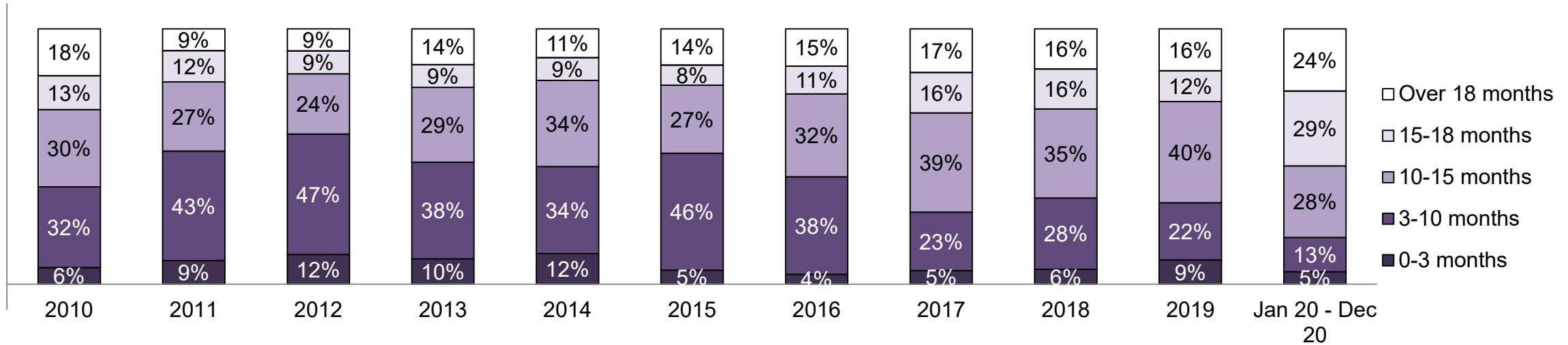


Percentage of Cases Disposed⁸ At Trial Without Trial (Collapse Rate At Trial²) by Offence Group At Disposition

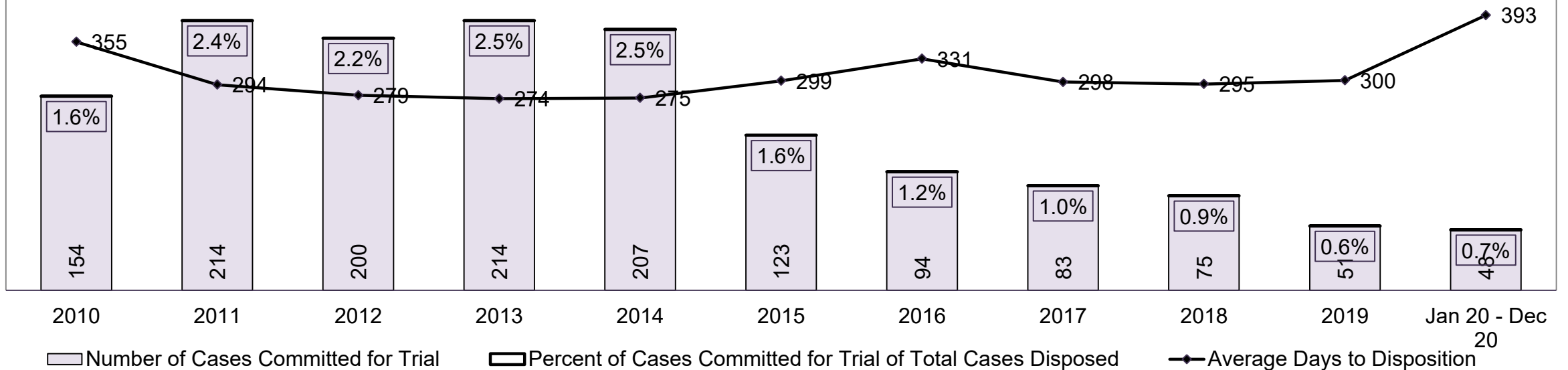
| Offence Group at Disposition ¹⁴ | 2010 | 2011 | 2012 | 2013 | 2014 | 2015 | 2016 | 2017 | 2018 | 2019 | Jan 20 - Dec 20 |
|--|-------------|-------------|-------------|-------------|-------------|-------------|-------------|-------------|-------------|-------------|-----------------|
| Crimes Against The Person | 40% | 44% | 46% | 45% | 43% | 41% | 45% | 43% | 45% | 47% | 48% |
| Crimes Against Property | 12% | 12% | 12% | 11% | 11% | 11% | 10% | 9% | 12% | 12% | 8% |
| Administration of Justice | 17% | 14% | 14% | 11% | 15% | 14% | 15% | 15% | 14% | 14% | 12% |
| Other Criminal Code | 4% | 6% | 5% | 8% | 6% | 7% | 6% | 6% | 5% | 5% | 6% |
| Criminal Code Traffic | 14% | 10% | 8% | 11% | 13% | 15% | 12% | 15% | 12% | 10% | 14% |
| Federal Statute | 14% | 15% | 14% | 14% | 13% | 12% | 12% | 11% | 12% | 12% | 13% |
| Total | 100% | 100% | 100% | 100% | 100% | 100% | 100% | 100% | 100% | 100% | 100% |

ONTARIO COURT OF JUSTICE CRIMINAL MODERNIZATION COMMITTEE HAMILTON DASHBOARD¹⁹

PERCENTAGE OF CASES DISPOSED⁸ AT TRIAL WITH TRIAL BY MONTHS TO DISPOSITION¹⁰

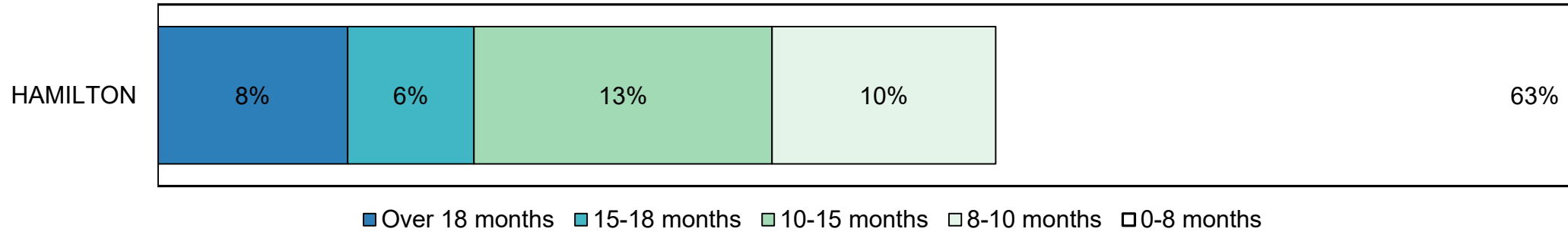


NUMBER, PERCENTAGE, & AVERAGE DAYS TO DISPOSITION¹⁵ OF CASES COMMITTED FOR TRIAL¹⁶ OF TOTAL CASES DISPOSED⁸



**ONTARIO COURT OF JUSTICE CRIMINAL MODERNIZATION COMMITTEE
HAMILTON DASHBOARD¹⁹
CASES PENDING AS OF DECEMBER 31, 2020**

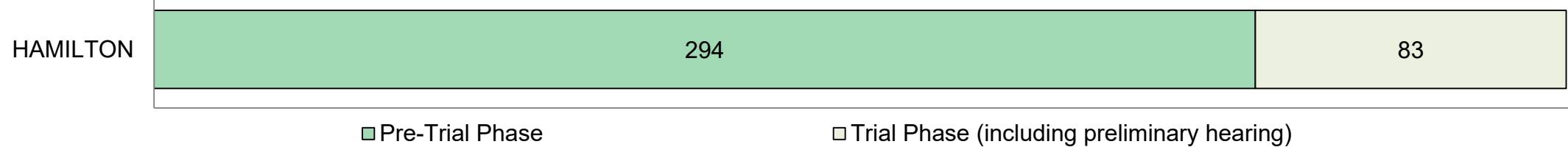
PERCENTAGE OF PENDING CASES³ BY PENDING AGE⁶



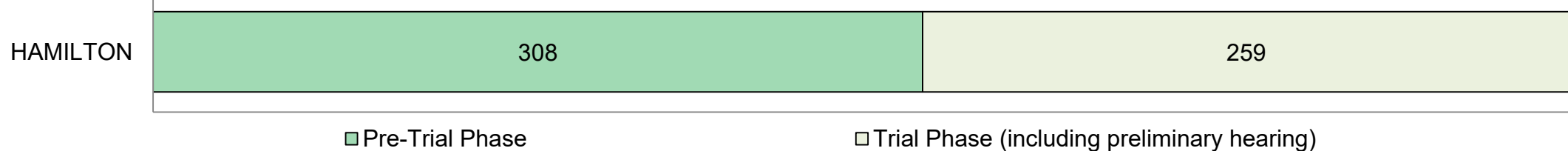
Pending Cases³ by Pending Age⁶ and Percentage of Pending Cases In-Custody¹⁷ and Out-of-Custody¹⁸

| Court Location | Over 18 months | 15-18 months | 10-15 months | 8-10 months | 0-8 months | Total |
|-----------------|----------------|--------------|--------------|-------------|------------|--------------|
| HAMILTON | 567 | 377 | 889 | 667 | 4,218 | 6,718 |
| In-Custody | 6% | 10% | 14% | 14% | 16% | 14% |
| Out-of-Custody | 94% | 90% | 86% | 86% | 84% | 86% |

PENDING CASES³ BY PHASE: 15-18 MONTHS⁶



PENDING CASES³ BY PHASE: OVER 18 MONTHS⁶



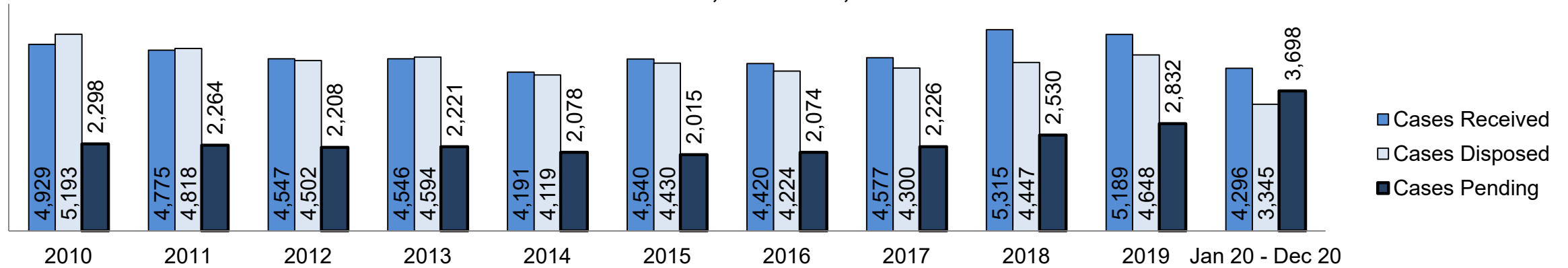
**ONTARIO COURT OF JUSTICE CRIMINAL MODERNIZATION COMMITTEE
MILTON DASHBOARD¹⁹**

| Key Metric | | Jan 20 - Dec 20 | | 2014 Baseline Median* | Change from 2014 Baseline Median | |
|------------------------------------|---|-------------------------------------|--------------------|-----------------------|----------------------------------|--------|
| | | Percent | Cases ¹ | | | |
| Bail | Disposed cases that began in the Bail Phase | | 32.2% | 1,078 | 42.6% | -10.3% |
| | Bail cases with a bail outcome (release order or detention order) | Total | 69.1% | 745 | 47.8% | 21.3% |
| | | Bail Disposition with 1 appearance | 54.4% | 405 | 48.8% | 5.6% |
| | | Bail Disposition in 1-3 days | 72.2% | 538 | 72.1% | 0.1% |
| | Bail cases with no bail disposition but with a case disposition | Total | 30.9% | 333 | 52.2% | -21.3% |
| | | Case disposition in 1-3 appearances | 17.4% | 58 | 35.3% | -17.9% |
| | | Case disposition in 0-3 months | 68.2% | 227 | 81.3% | -13.2% |
| Case disposition rate before trial | | 94.0% | 313 | 90.5% | 3.5% | |
| Before Trial | Disposition rate (includes bail cases with case dispositions) | | 93.1% | 3,114 | 82.9% | 10.2% |
| | Disposed within 1-3 appearances (net of bench warrant cases) | | 46.6% | 738 | 39.0% | 7.6% |
| | Disposed within 0-3 months (net of bench warrant cases) | | 59.1% | 936 | 67.5% | -8.4% |
| Trial | Collapse Rate at Trial ² | | 63.2% | 146 | 70.0% | -6.8% |

| Cases Pending ³ as of December 31, 2020 | | Percent | Cases ¹ | Cases in the Pre-Trial Phase ⁴ | Cases in the Trial Phase ⁵ (including preliminary hearing) |
|--|----------------|---------------|--------------------|---|---|
| Age of All Pending Cases ⁶ | 0-8 months | 73.6% | 2,723 | 2,714 | 9 |
| | 8-10 months | 6.1% | 227 | 220 | 7 |
| | 10-15 months | 10.1% | 372 | 334 | 38 |
| | 15-18 months | 3.4% | 127 | 114 | 13 |
| | Over 18 months | 6.7% | 249 | 177 | 72 |
| Total | | 100.0% | 3,698 | 3,559 | 139 |

**ONTARIO COURT OF JUSTICE CRIMINAL MODERNIZATION COMMITTEE
MILTON DASHBOARD¹⁹**

CASES RECEIVED⁷, DISPOSED⁸, AND PENDING³



Cases Received⁷ by Offence Group

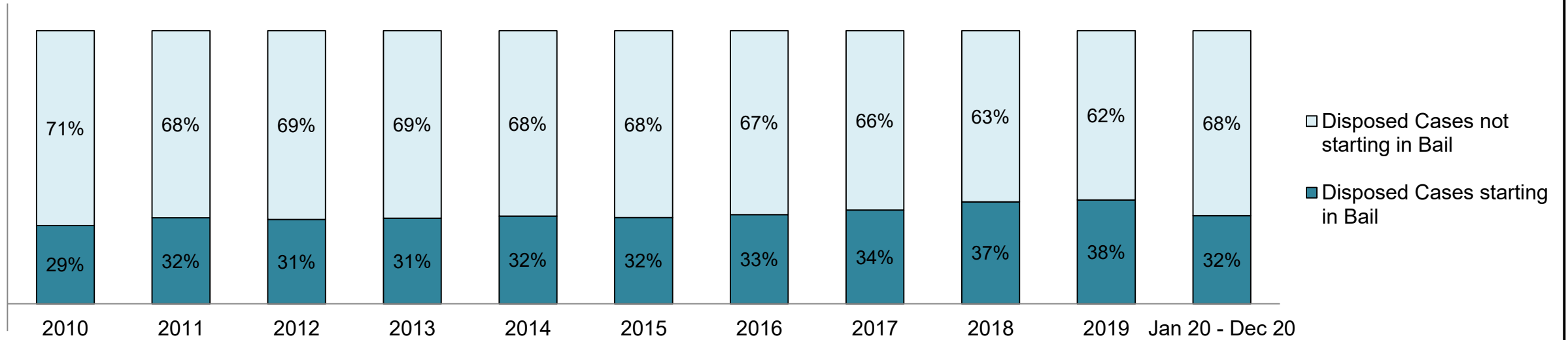
| Offence Group ⁹ | 2010 | 2011 | 2012 | 2013 | 2014 | 2015 | 2016 | 2017 | 2018 | 2019 | Jan 20 - Dec 20 |
|----------------------------|-------|-------|-------|-------|-------|-------|-------|-------|-------|-------|-----------------|
| Crimes Against The Person | 1,164 | 1,103 | 986 | 1,007 | 974 | 953 | 1,018 | 1,105 | 1,210 | 1,277 | 1,326 |
| Crimes Against Property | 1,316 | 1,243 | 1,157 | 1,148 | 1,089 | 1,281 | 1,158 | 1,198 | 1,581 | 1,490 | 999 |
| Administration of Justice | 1,122 | 1,066 | 1,051 | 964 | 918 | 1,004 | 1,174 | 1,152 | 1,444 | 1,270 | 877 |
| Other Criminal Code | 153 | 187 | 234 | 176 | 174 | 184 | 201 | 214 | 208 | 264 | 207 |
| Criminal Code Traffic | 635 | 623 | 553 | 583 | 554 | 686 | 572 | 623 | 697 | 726 | 674 |
| Federal Statute | 539 | 553 | 566 | 668 | 482 | 432 | 297 | 285 | 175 | 162 | 213 |

Cases Pending³ by Offence Group

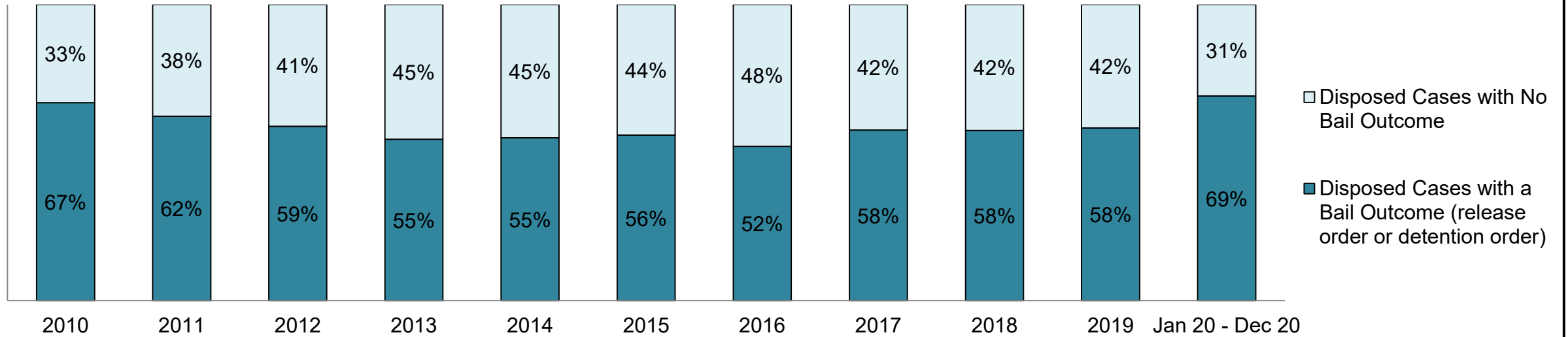
| Offence Group ⁹ | 2010 | 2011 | 2012 | 2013 | 2014 | 2015 | 2016 | 2017 | 2018 | 2019 | Jan 20 - Dec 20 |
|----------------------------|------|------|------|------|------|------|------|------|------|------|-----------------|
| Crimes Against The Person | 713 | 655 | 605 | 584 | 605 | 557 | 555 | 659 | 728 | 848 | 1,247 |
| Crimes Against Property | 549 | 504 | 483 | 504 | 452 | 462 | 482 | 523 | 714 | 758 | 914 |
| Administration of Justice | 300 | 274 | 309 | 307 | 282 | 255 | 347 | 347 | 455 | 461 | 559 |
| Other Criminal Code | 81 | 138 | 138 | 121 | 134 | 120 | 115 | 124 | 124 | 176 | 223 |
| Criminal Code Traffic | 406 | 423 | 380 | 357 | 367 | 392 | 383 | 409 | 408 | 472 | 562 |
| Federal Statute | 249 | 270 | 293 | 348 | 238 | 229 | 192 | 164 | 101 | 117 | 193 |

**ONTARIO COURT OF JUSTICE CRIMINAL MODERNIZATION COMMITTEE
MILTON DASHBOARD¹⁹**

PERCENTAGE OF DISPOSED CASES⁸ STARTING IN BAIL

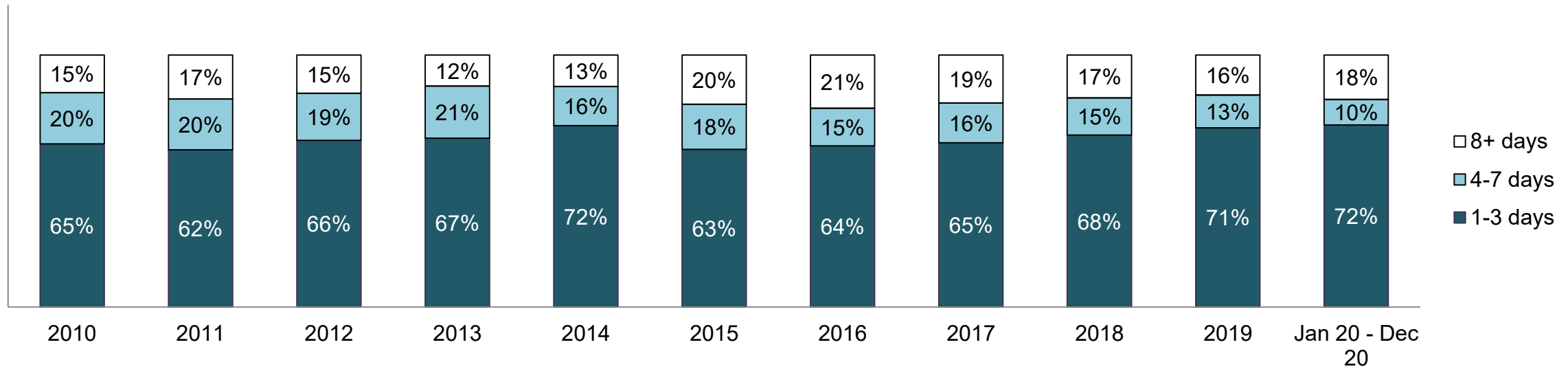


PERCENTAGE OF DISPOSED CASES⁸ STARTING IN BAIL BY BAIL OUTCOME

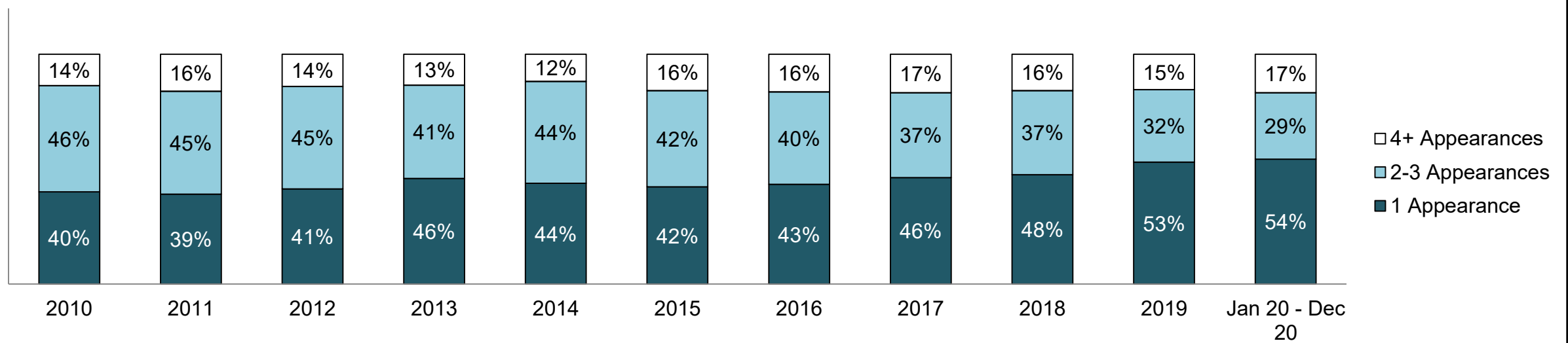


ONTARIO COURT OF JUSTICE CRIMINAL MODERNIZATION COMMITTEE MILTON DASHBOARD¹⁹

PERCENTAGE OF BAIL CASES BY DAYS FROM FIRST BAIL APPEARANCE TO BAIL DISPOSITION

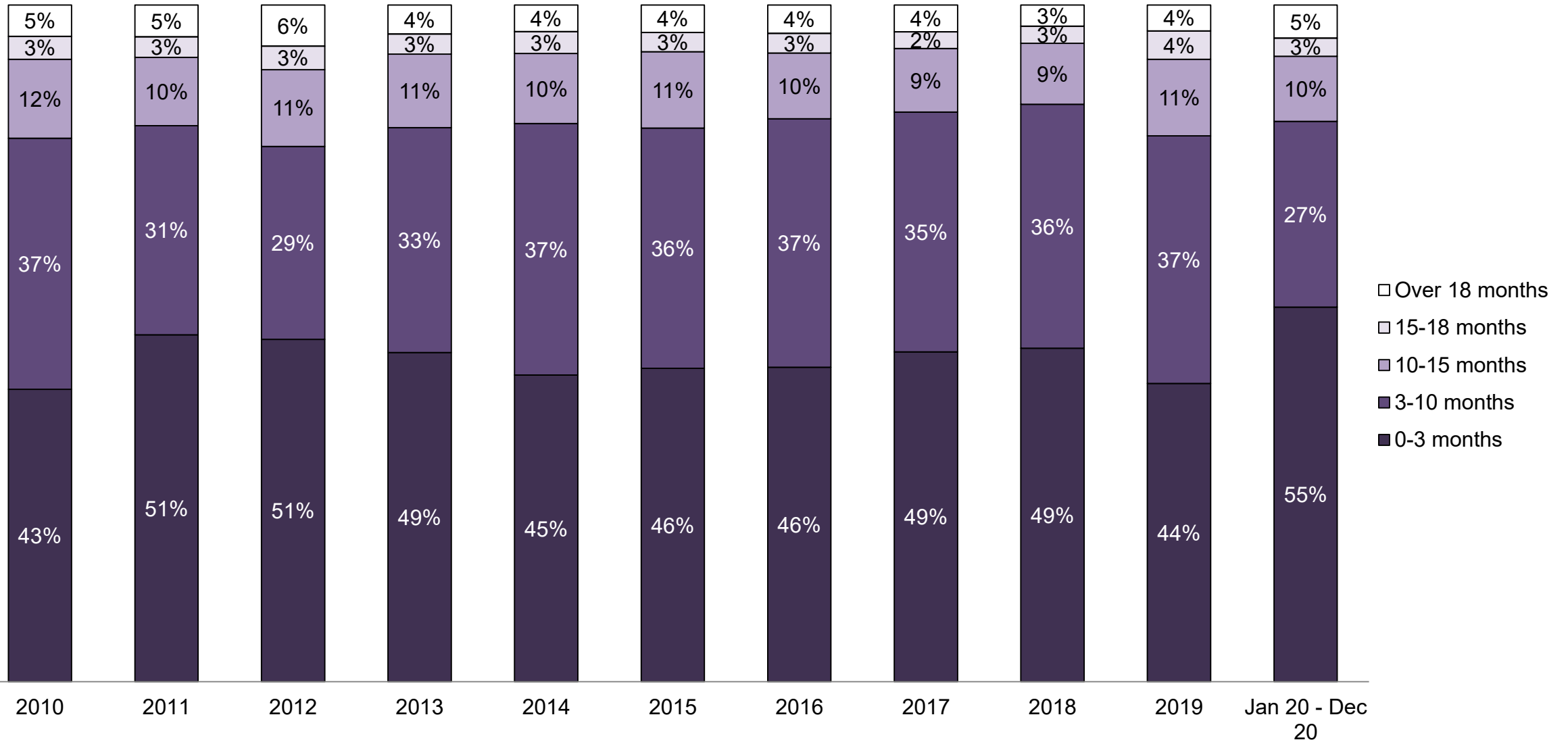


PERCENTAGE OF BAIL CASES BY NUMBER OF APPEARANCES FROM FIRST BAIL APPEARANCE TO BAIL DISPOSITION

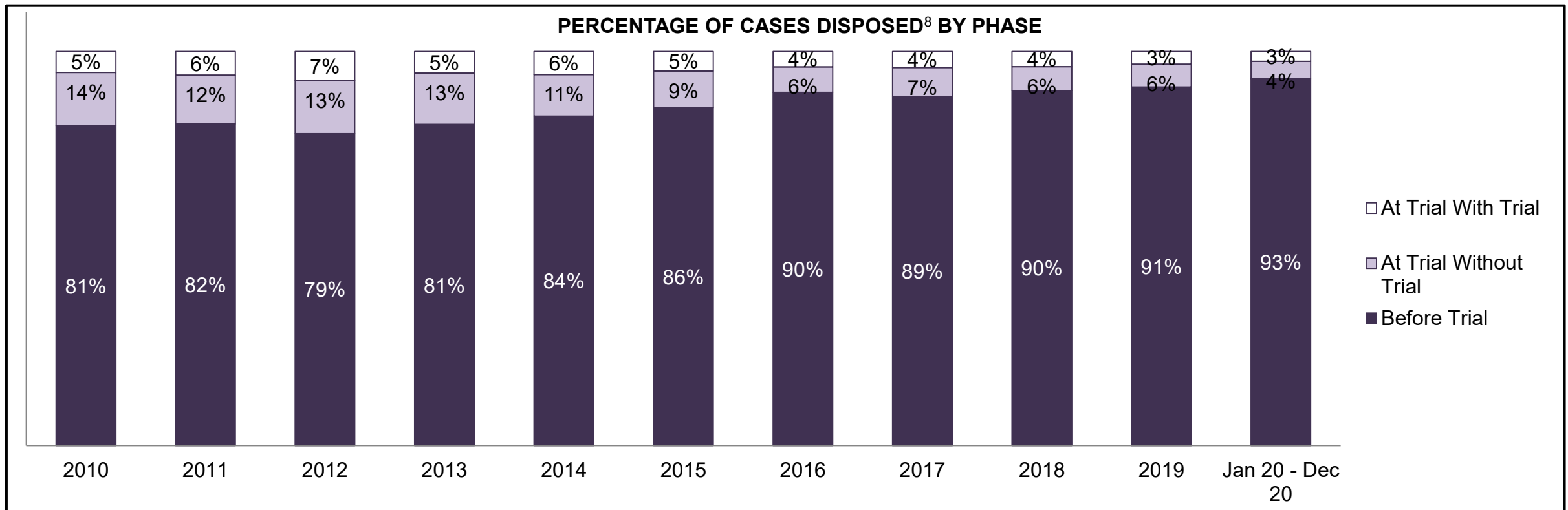


**ONTARIO COURT OF JUSTICE CRIMINAL MODERNIZATION COMMITTEE
MILTON DASHBOARD¹⁹**

PERCENTAGE OF DISPOSED CASES⁸ BY MONTHS TO DISPOSITION¹⁰



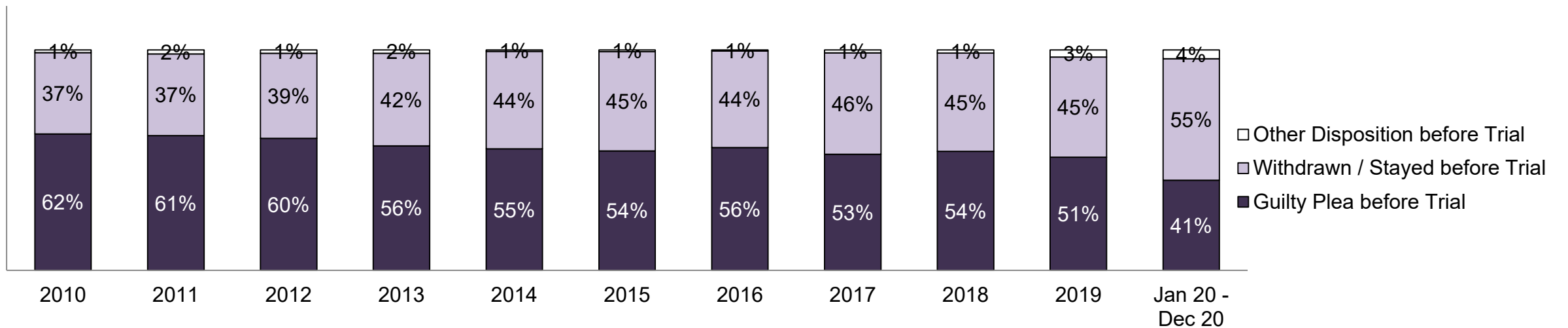
**ONTARIO COURT OF JUSTICE CRIMINAL MODERNIZATION COMMITTEE
MILTON DASHBOARD¹⁹**



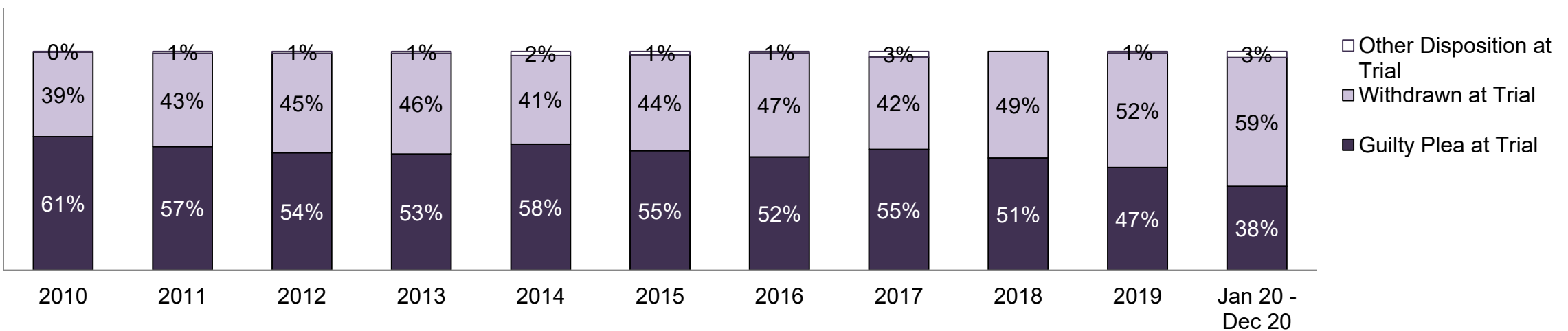
| Cases Disposed⁸ by Phase and Percentage of In-Custody¹¹, Out-of-Custody¹² Cases at Case Disposition | | | | | | | | | | | |
|---|-------|-------|-------|-------|-------|-------|-------|-------|-------|-------|-----------------|
| Phases | 2010 | 2011 | 2012 | 2013 | 2014 | 2015 | 2016 | 2017 | 2018 | 2019 | Jan 20 - Dec 20 |
| At Trial With Trial | 277 | 291 | 333 | 252 | 243 | 222 | 166 | 177 | 173 | 152 | 85 |
| In-Custody | 10% | 10% | 16% | 12% | 11% | 11% | 12% | 11% | 9% | 5% | 16% |
| Out-of-Custody | 90% | 90% | 84% | 88% | 89% | 89% | 88% | 89% | 91% | 95% | 84% |
| At Trial Without Trial | 703 | 596 | 601 | 598 | 434 | 410 | 272 | 313 | 269 | 268 | 146 |
| In-Custody | 7% | 10% | 8% | 13% | 13% | 13% | 14% | 14% | 11% | 13% | 8% |
| Out-of-Custody | 93% | 90% | 92% | 87% | 87% | 87% | 86% | 86% | 89% | 87% | 92% |
| Before Trial | 4,213 | 3,931 | 3,568 | 3,744 | 3,442 | 3,798 | 3,786 | 3,810 | 4,005 | 4,228 | 3,114 |
| In-Custody | 13% | 17% | 16% | 16% | 17% | 16% | 17% | 16% | 18% | 17% | 11% |
| Out-of-Custody | 87% | 83% | 84% | 84% | 83% | 84% | 83% | 84% | 82% | 83% | 89% |

ONTARIO COURT OF JUSTICE CRIMINAL MODERNIZATION COMMITTEE MILTON DASHBOARD¹⁹

PERCENTAGE OF CASES DISPOSED⁸ BEFORE TRIAL BY OUTCOME

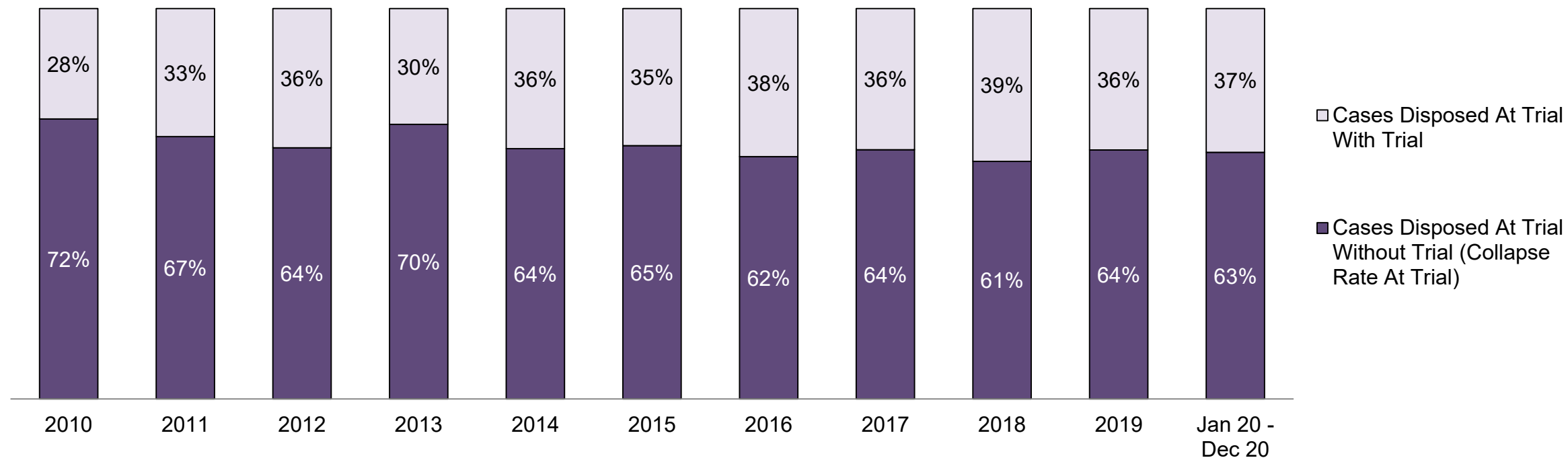


PERCENTAGE OF CASES DISPOSED⁸ AT TRIAL WITHOUT TRIAL (CASES COLLAPSED AT TRIAL) BY OUTCOME



ONTARIO COURT OF JUSTICE CRIMINAL MODERNIZATION COMMITTEE MILTON DASHBOARD¹⁹

PERCENTAGE OF CASES DISPOSED⁸ BY PHASE FOR CASES SET FOR TRIAL¹³

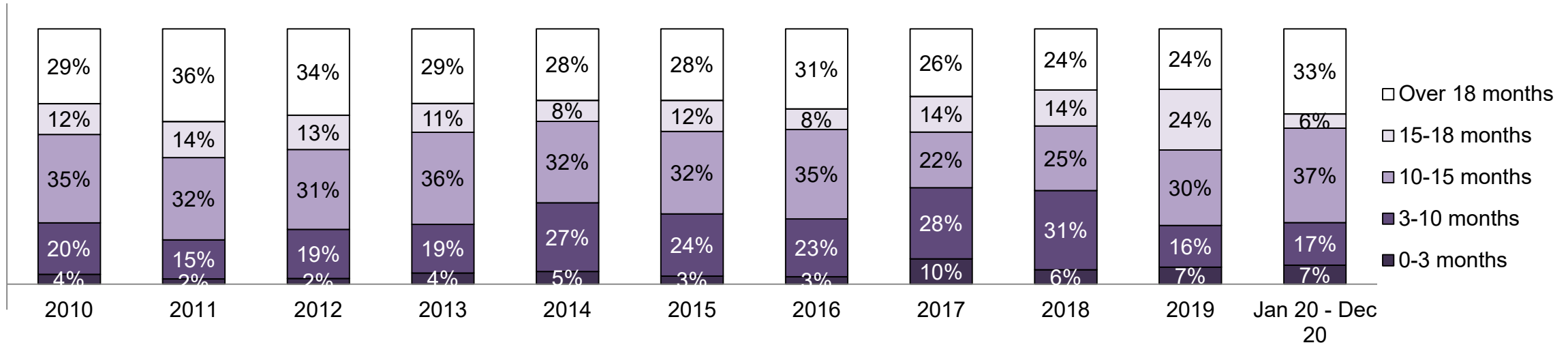


Percentage of Cases Disposed⁸ At Trial Without Trial (Collapse Rate At Trial²) by Offence Group At Disposition

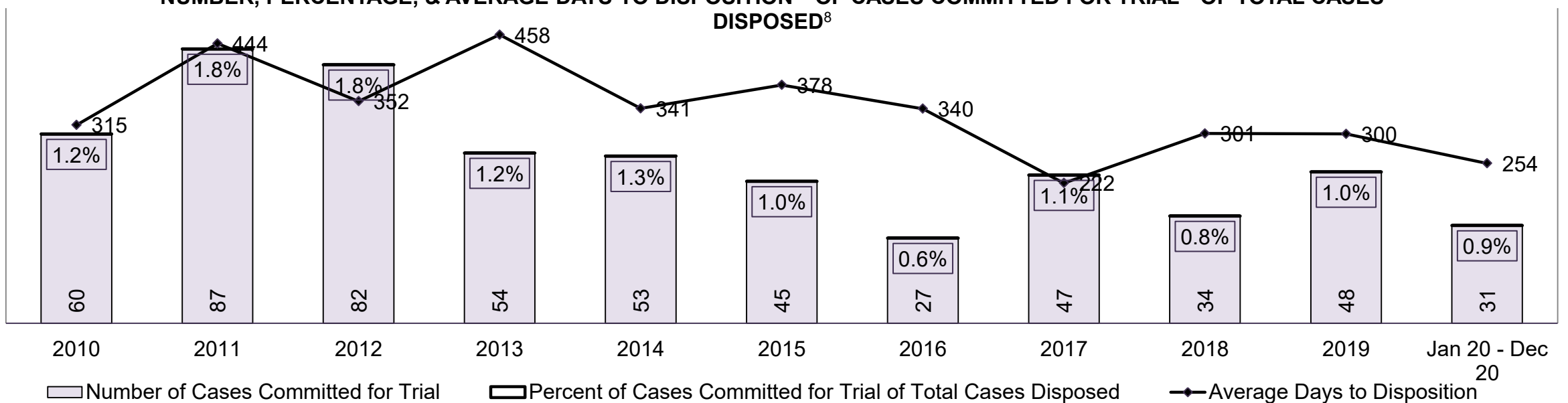
| Offence Group at Disposition ¹⁴ | 2010 | 2011 | 2012 | 2013 | 2014 | 2015 | 2016 | 2017 | 2018 | 2019 | Jan 20 - Dec 20 |
|--|-------------|-------------|-------------|-------------|-------------|-------------|-------------|-------------|-------------|-------------|-----------------|
| Crimes Against The Person | 29% | 34% | 37% | 32% | 31% | 35% | 32% | 33% | 33% | 36% | 36% |
| Crimes Against Property | 14% | 16% | 14% | 15% | 12% | 11% | 8% | 8% | 10% | 8% | 11% |
| Administration of Justice | 13% | 15% | 12% | 13% | 14% | 12% | 13% | 11% | 11% | 13% | 10% |
| Other Criminal Code | 3% | 5% | 6% | 7% | 7% | 6% | 7% | 6% | 6% | 7% | 5% |
| Criminal Code Traffic | 33% | 23% | 24% | 26% | 29% | 30% | 34% | 34% | 36% | 33% | 30% |
| Federal Statute | 8% | 8% | 7% | 8% | 6% | 7% | 5% | 8% | 4% | 4% | 8% |
| Total | 100% | 100% | 100% | 100% | 100% | 100% | 100% | 100% | 100% | 100% | 100% |

ONTARIO COURT OF JUSTICE CRIMINAL MODERNIZATION COMMITTEE MILTON DASHBOARD¹⁹

PERCENTAGE OF CASES DISPOSED⁸ AT TRIAL WITH TRIAL BY MONTHS TO DISPOSITION¹⁰




NUMBER, PERCENTAGE, & AVERAGE DAYS TO DISPOSITION¹⁵ OF CASES COMMITTED FOR TRIAL¹⁶ OF TOTAL CASES DISPOSED⁸



**ONTARIO COURT OF JUSTICE CRIMINAL MODERNIZATION COMMITTEE
MILTON DASHBOARD¹⁹
CASES PENDING AS OF DECEMBER 31, 2020**

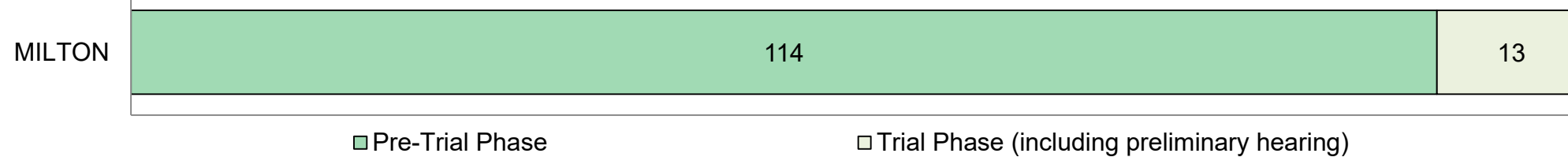
PERCENTAGE OF PENDING CASES³ BY PENDING AGE⁶



Pending Cases³ by Pending Age⁶ and Percentage of Pending Cases In-Custody¹⁷ and Out-of-Custody¹⁸

| Court Location | Over 18 months | 15-18 months | 10-15 months | 8-10 months | 0-8 months | Total |
|----------------|----------------|--------------|--------------|-------------|------------|--------------|
| MILTON | 249 | 127 | 372 | 227 | 2,723 | 3,698 |
| In-Custody | 3% | 2% | 7% | 6% | 5% | 5% |
| Out-of-Custody | 97% | 98% | 93% | 94% | 95% | 95% |

PENDING CASES³ BY PHASE: 15-18 MONTHS⁶



PENDING CASES³ BY PHASE: OVER 18 MONTHS⁶



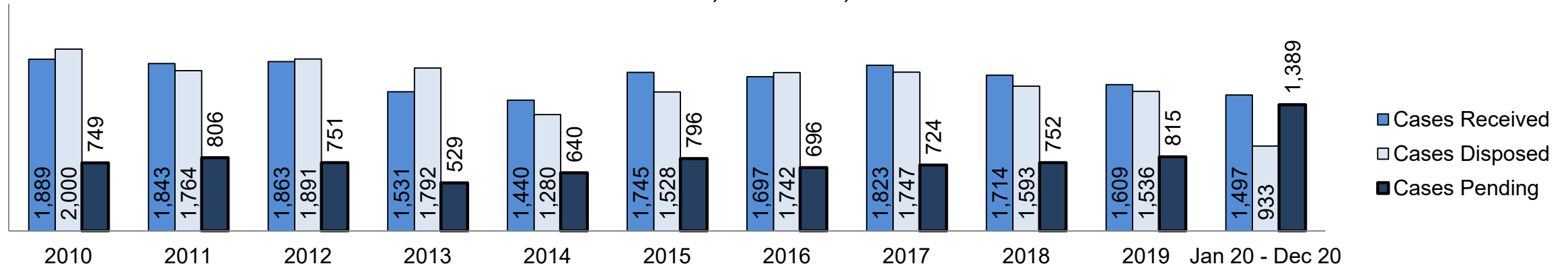
**ONTARIO COURT OF JUSTICE CRIMINAL MODERNIZATION COMMITTEE
ORANGEVILLE DASHBOARD¹⁹**

| Key Metric | | Jan 20 - Dec 20 | | 2014 Baseline Median* | Change from 2014 Baseline Median | |
|--------------|---|-------------------------------------|--------------------|-----------------------|----------------------------------|--------|
| | | Percent | Cases ¹ | | | |
| Bail | Disposed cases that began in the Bail Phase | | 20.7% | 193 | 33.5% | -12.8% |
| | Bail cases with a bail outcome (release order or detention order) | Total | 53.9% | 104 | 50.7% | 3.2% |
| | | Bail Disposition with 1 appearance | 60.6% | 63 | 52.9% | 7.7% |
| | | Bail Disposition in 1-3 days | 76.0% | 79 | 73.8% | 2.2% |
| | Bail cases with no bail disposition but with a case disposition | Total | 46.1% | 89 | 49.3% | -3.2% |
| | | Case disposition in 1-3 appearances | 25.8% | 23 | 33.4% | -7.5% |
| | | Case disposition in 0-3 months | 65.2% | 58 | 77.3% | -12.1% |
| | | Case disposition rate before trial | 96.6% | 86 | 91.8% | 4.8% |
| Before Trial | Disposition rate (includes bail cases with case dispositions) | | 92.8% | 866 | 85.7% | 7.2% |
| | Disposed within 1-3 appearances (net of bench warrant cases) | | 45.6% | 205 | 47.2% | -1.7% |
| | Disposed within 0-3 months (net of bench warrant cases) | | 52.2% | 235 | 62.6% | -10.3% |
| Trial | Collapse Rate at Trial ² | | 70.1% | 47 | 66.9% | 3.2% |

| Cases Pending ³ as of December 31, 2020 | | Percent | Cases ¹ | Cases in the Pre-Trial Phase ⁴ | Cases in the Trial Phase ⁵ (including preliminary hearing) |
|--|----------------|---------------|--------------------|---|---|
| Age of All Pending Cases ⁶ | 0-8 months | 73.5% | 1,021 | 1,017 | 4 |
| | 8-10 months | 7.8% | 108 | 100 | 8 |
| | 10-15 months | 11.3% | 157 | 139 | 18 |
| | 15-18 months | 3.7% | 51 | 36 | 15 |
| | Over 18 months | 3.7% | 52 | 28 | 24 |
| Total | | 100.0% | 1,389 | 1,320 | 69 |

ONTARIO COURT OF JUSTICE CRIMINAL MODERNIZATION COMMITTEE ORANGEVILLE DASHBOARD¹⁹

CASES RECEIVED⁷, DISPOSED⁸, AND PENDING³



Cases Received⁷ by Offence Group

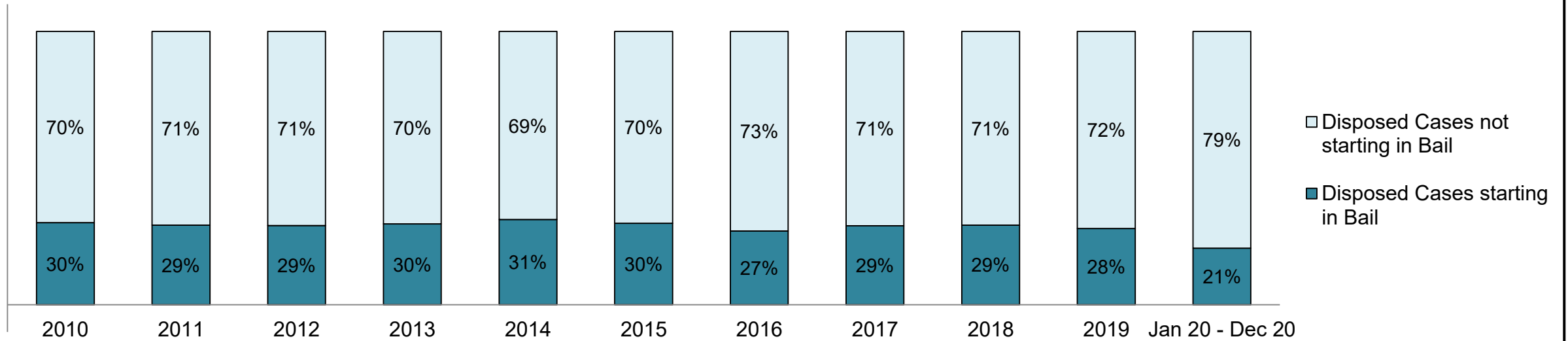
| Offence Group ⁹ | 2010 | 2011 | 2012 | 2013 | 2014 | 2015 | 2016 | 2017 | 2018 | 2019 | Jan 20 - Dec 20 |
|----------------------------|------|------|------|------|------|------|------|------|------|------|-----------------|
| Crimes Against The Person | 505 | 471 | 453 | 407 | 377 | 416 | 409 | 449 | 459 | 426 | 435 |
| Crimes Against Property | 336 | 348 | 350 | 304 | 244 | 318 | 310 | 317 | 356 | 326 | 305 |
| Administration of Justice | 390 | 391 | 451 | 313 | 315 | 393 | 404 | 470 | 448 | 424 | 278 |
| Other Criminal Code | 71 | 130 | 113 | 83 | 73 | 67 | 89 | 100 | 91 | 82 | 82 |
| Criminal Code Traffic | 326 | 293 | 270 | 241 | 262 | 310 | 306 | 310 | 258 | 272 | 310 |
| Federal Statute | 261 | 210 | 226 | 183 | 169 | 241 | 179 | 177 | 102 | 79 | 87 |

Cases Pending³ by Offence Group

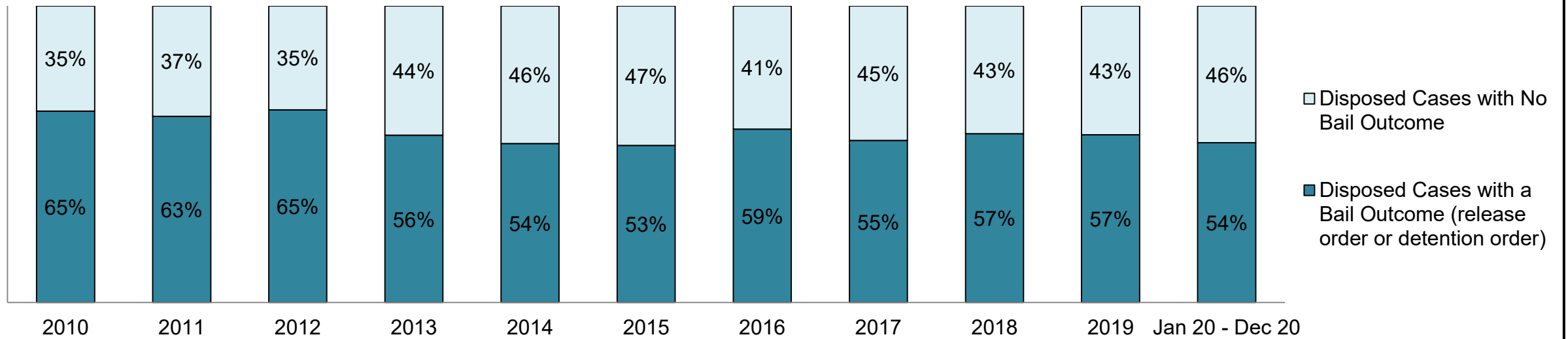
| Offence Group ⁹ | 2010 | 2011 | 2012 | 2013 | 2014 | 2015 | 2016 | 2017 | 2018 | 2019 | Jan 20 - Dec 20 |
|----------------------------|------|------|------|------|------|------|------|------|------|------|-----------------|
| Crimes Against The Person | 232 | 229 | 193 | 171 | 190 | 207 | 194 | 218 | 237 | 257 | 453 |
| Crimes Against Property | 115 | 126 | 134 | 85 | 87 | 131 | 127 | 105 | 148 | 162 | 250 |
| Administration of Justice | 85 | 104 | 113 | 60 | 93 | 104 | 79 | 129 | 146 | 120 | 199 |
| Other Criminal Code | 41 | 67 | 47 | 32 | 33 | 38 | 41 | 29 | 43 | 48 | 71 |
| Criminal Code Traffic | 174 | 186 | 154 | 122 | 160 | 174 | 183 | 162 | 140 | 182 | 336 |
| Federal Statute | 102 | 94 | 110 | 59 | 77 | 142 | 72 | 81 | 38 | 46 | 80 |

**ONTARIO COURT OF JUSTICE CRIMINAL MODERNIZATION COMMITTEE
ORANGEVILLE DASHBOARD¹⁹**

PERCENTAGE OF DISPOSED CASES⁸ STARTING IN BAIL

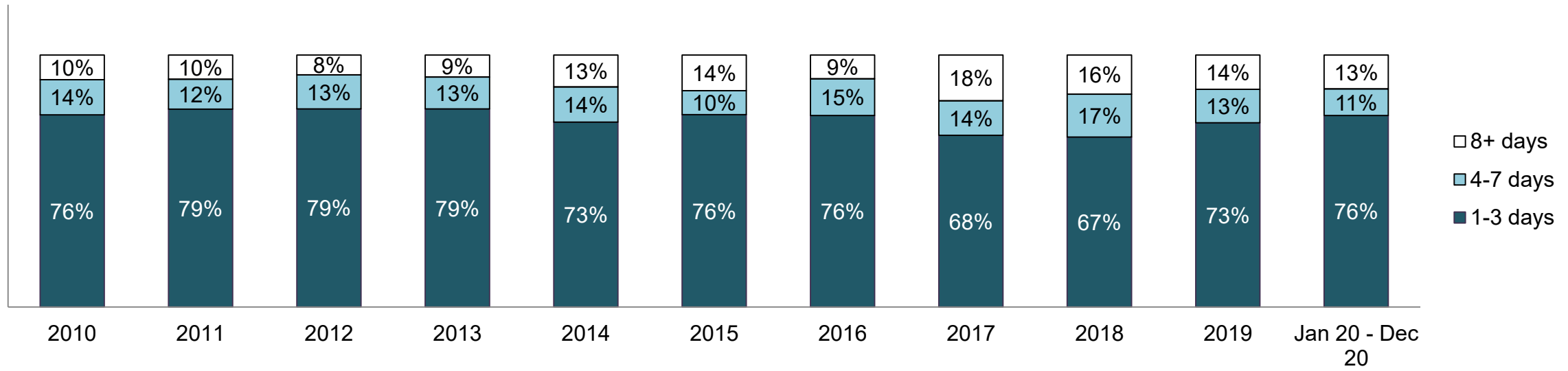


PERCENTAGE OF DISPOSED CASES⁸ STARTING IN BAIL BY BAIL OUTCOME

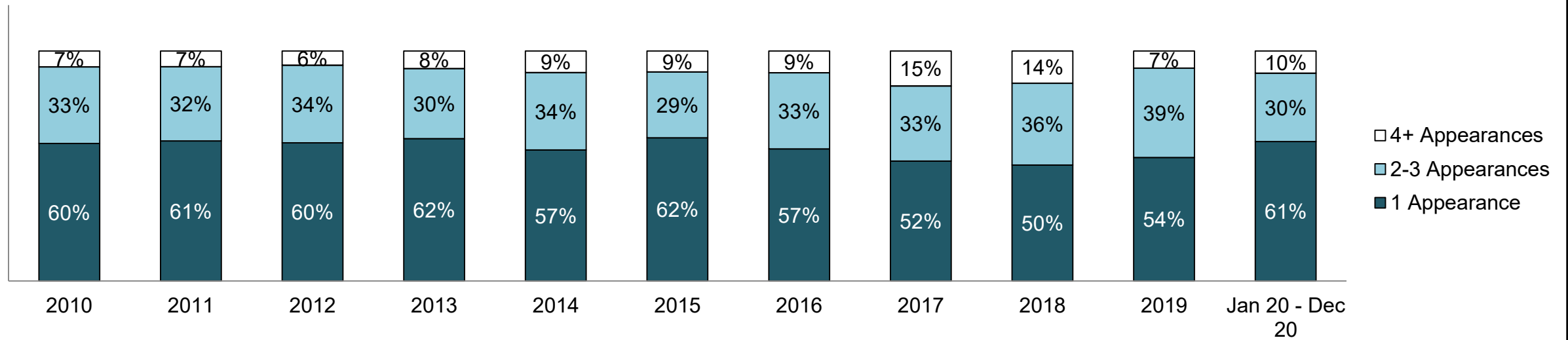


ONTARIO COURT OF JUSTICE CRIMINAL MODERNIZATION COMMITTEE ORANGEVILLE DASHBOARD¹⁹

PERCENTAGE OF BAIL CASES BY DAYS FROM FIRST BAIL APPEARANCE TO BAIL DISPOSITION

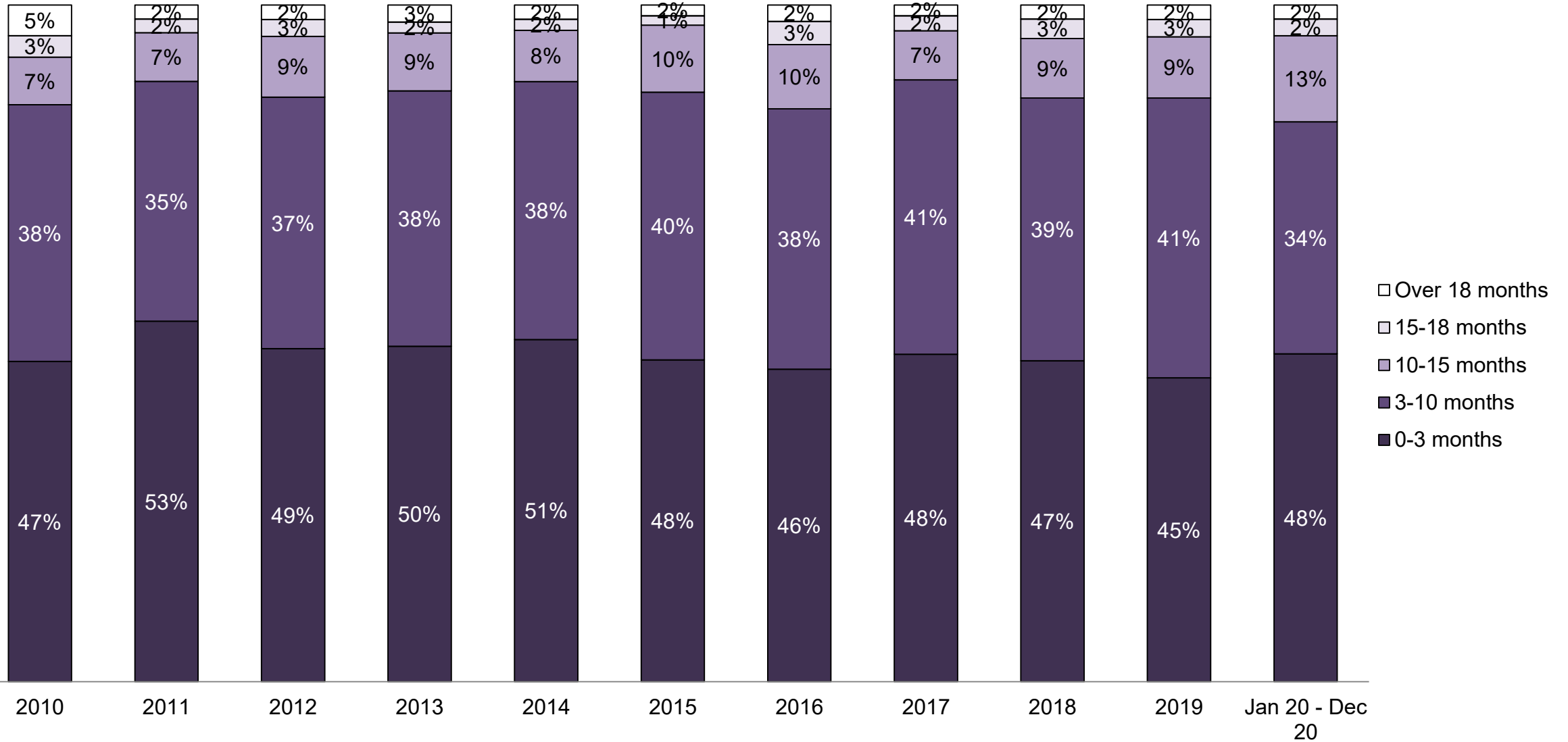


PERCENTAGE OF BAIL CASES BY NUMBER OF APPEARANCES FROM FIRST BAIL APPEARANCE TO BAIL DISPOSITION

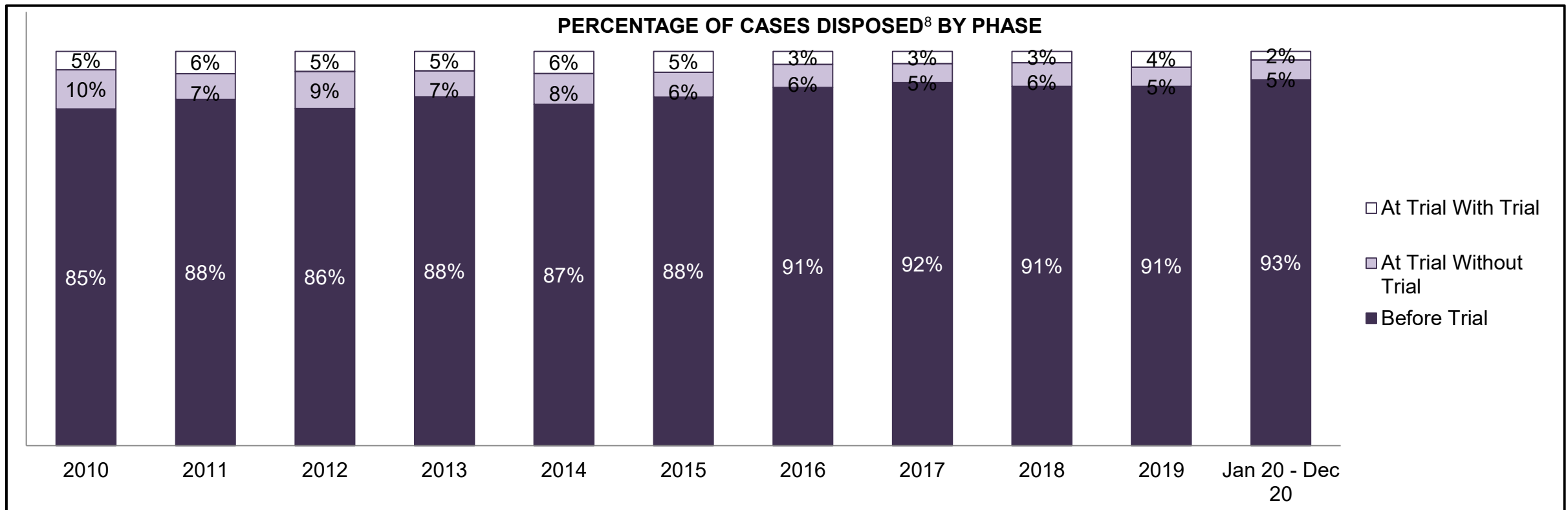


ONTARIO COURT OF JUSTICE CRIMINAL MODERNIZATION COMMITTEE ORANGEVILLE DASHBOARD¹⁹

PERCENTAGE OF DISPOSED CASES⁸ BY MONTHS TO DISPOSITION¹⁰



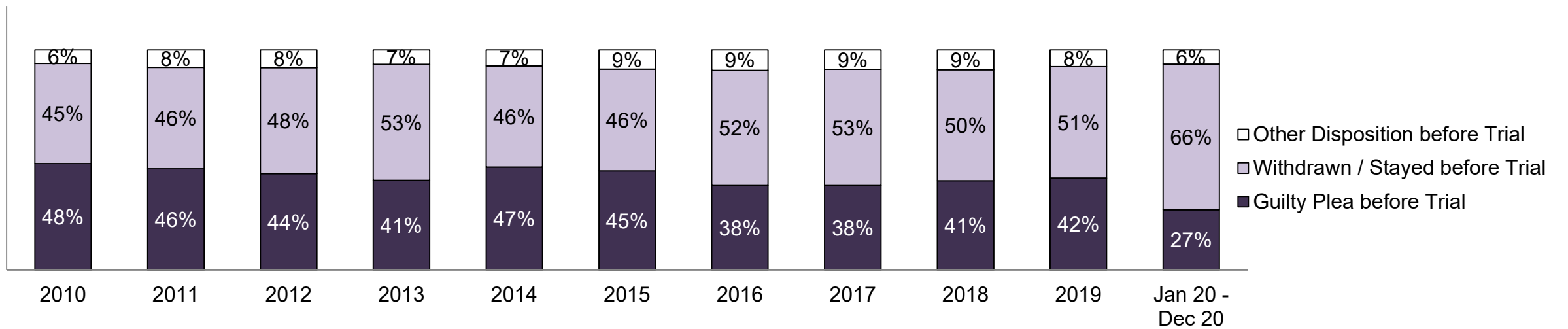
ONTARIO COURT OF JUSTICE CRIMINAL MODERNIZATION COMMITTEE ORANGEVILLE DASHBOARD¹⁹



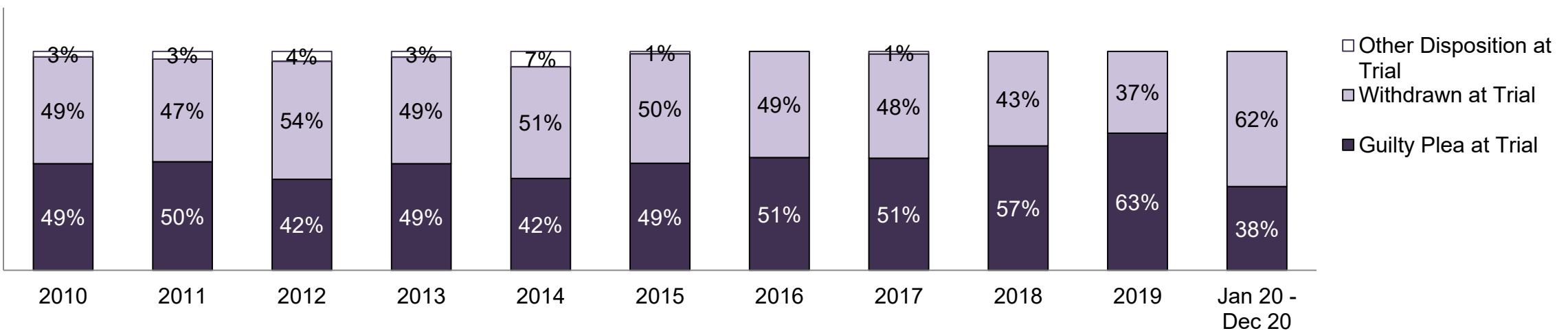
| Cases Disposed ⁸ by Phase and Percentage of In-Custody ¹¹ , Out-of-Custody ¹² Cases at Case Disposition | | | | | | | | | | | |
|--|-------|-------|-------|-------|-------|-------|-------|-------|-------|-------|-----------------|
| Phases | 2010 | 2011 | 2012 | 2013 | 2014 | 2015 | 2016 | 2017 | 2018 | 2019 | Jan 20 - Dec 20 |
| At Trial With Trial | 93 | 100 | 96 | 88 | 72 | 81 | 58 | 54 | 46 | 61 | 20 |
| In-Custody | 14% | 9% | 4% | 10% | 6% | 10% | 3% | 4% | 9% | 7% | 0% |
| Out-of-Custody | 86% | 91% | 96% | 90% | 94% | 90% | 97% | 96% | 91% | 93% | 100% |
| At Trial Without Trial | 199 | 115 | 178 | 119 | 100 | 96 | 101 | 84 | 95 | 75 | 47 |
| In-Custody | 11% | 6% | 9% | 9% | 12% | 14% | 13% | 10% | 8% | 7% | 11% |
| Out-of-Custody | 89% | 94% | 91% | 91% | 88% | 86% | 87% | 90% | 92% | 93% | 89% |
| Before Trial | 1,708 | 1,549 | 1,617 | 1,585 | 1,108 | 1,351 | 1,583 | 1,609 | 1,452 | 1,400 | 866 |
| In-Custody | 13% | 13% | 12% | 15% | 17% | 15% | 12% | 14% | 13% | 14% | 10% |
| Out-of-Custody | 87% | 87% | 88% | 85% | 83% | 85% | 88% | 86% | 87% | 86% | 90% |

ONTARIO COURT OF JUSTICE CRIMINAL MODERNIZATION COMMITTEE ORANGEVILLE DASHBOARD¹⁹

PERCENTAGE OF CASES DISPOSED⁸ BEFORE TRIAL BY OUTCOME

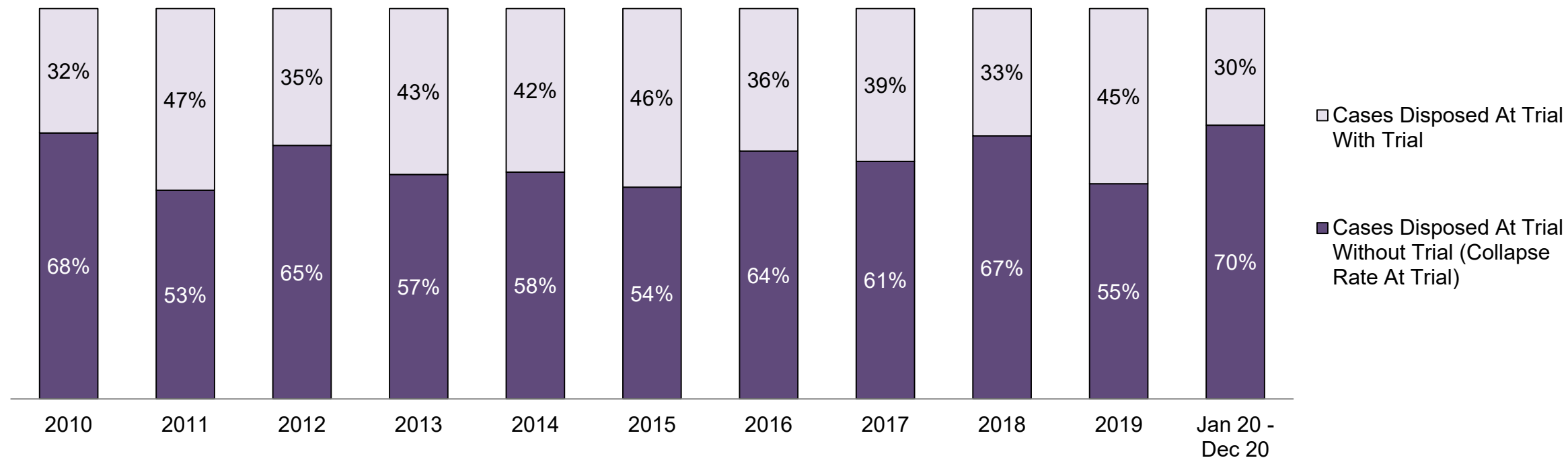


PERCENTAGE OF CASES DISPOSED⁸ AT TRIAL WITHOUT TRIAL (CASES COLLAPSED AT TRIAL) BY OUTCOME



ONTARIO COURT OF JUSTICE CRIMINAL MODERNIZATION COMMITTEE ORANGEVILLE DASHBOARD¹⁹

PERCENTAGE OF CASES DISPOSED⁸ BY PHASE FOR CASES SET FOR TRIAL¹³

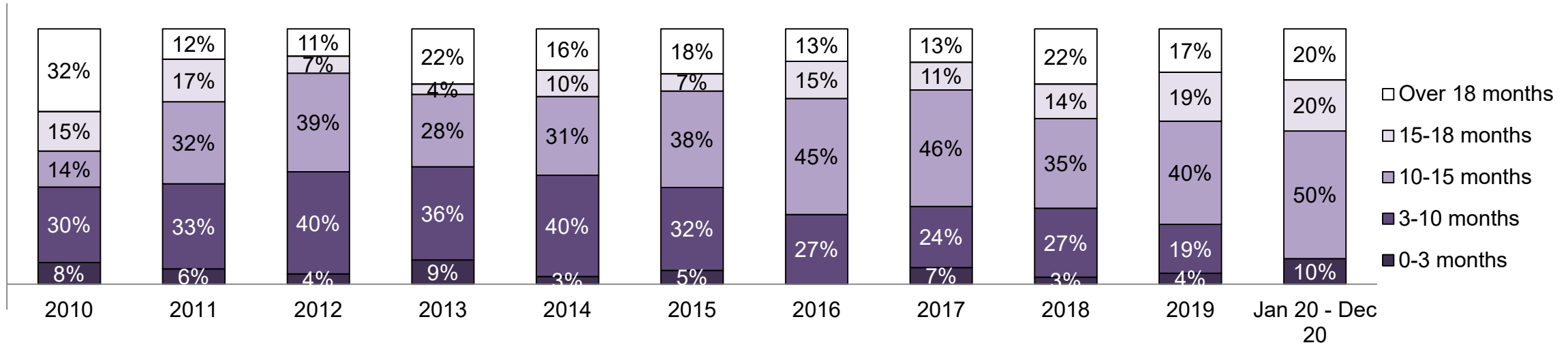


Percentage of Cases Disposed⁸ At Trial Without Trial (Collapse Rate At Trial²) by Offence Group At Disposition

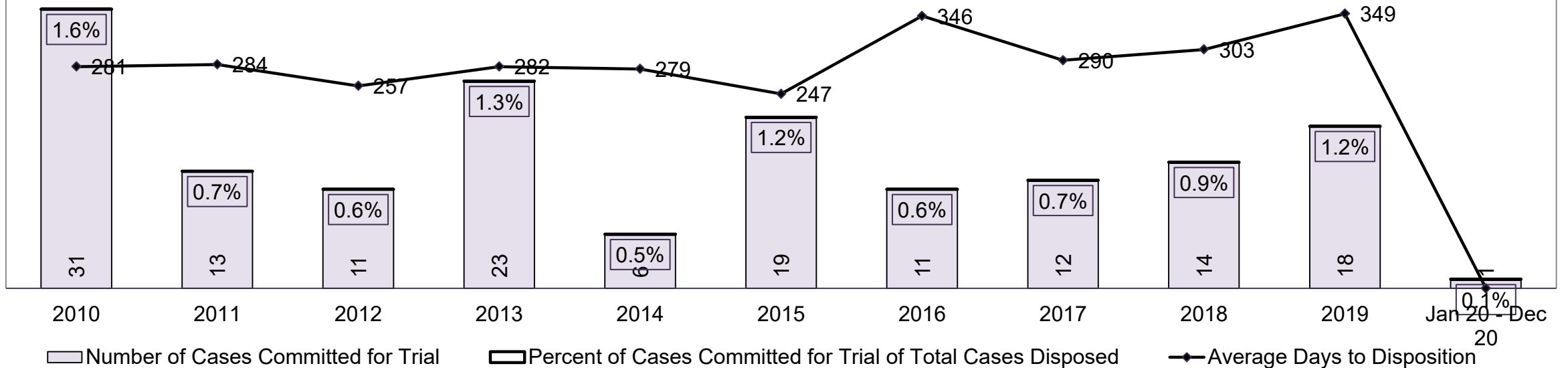
| Offence Group at Disposition ¹⁴ | 2010 | 2011 | 2012 | 2013 | 2014 | 2015 | 2016 | 2017 | 2018 | 2019 | Jan 20 - Dec 20 |
|--|-------------|-------------|-------------|-------------|-------------|-------------|-------------|-------------|-------------|-------------|-----------------|
| Crimes Against The Person | 33% | 39% | 33% | 33% | 37% | 41% | 25% | 28% | 28% | 24% | 25% |
| Crimes Against Property | 10% | 7% | 7% | 11% | 6% | 5% | 7% | 7% | 5% | 10% | 13% |
| Administration of Justice | 6% | 7% | 12% | 10% | 9% | 12% | 7% | 8% | 8% | 10% | 10% |
| Other Criminal Code | 3% | 6% | 5% | 3% | 10% | 1% | 4% | 9% | 8% | 4% | 3% |
| Criminal Code Traffic | 42% | 36% | 34% | 36% | 32% | 36% | 50% | 44% | 40% | 44% | 43% |
| Federal Statute | 6% | 5% | 8% | 7% | 6% | 6% | 8% | 4% | 11% | 8% | 4% |
| Total | 100% | 100% | 100% | 100% | 100% | 100% | 100% | 100% | 100% | 100% | 100% |

ONTARIO COURT OF JUSTICE CRIMINAL MODERNIZATION COMMITTEE ORANGEVILLE DASHBOARD¹⁹

PERCENTAGE OF CASES DISPOSED⁸ AT TRIAL WITH TRIAL BY MONTHS TO DISPOSITION¹⁰

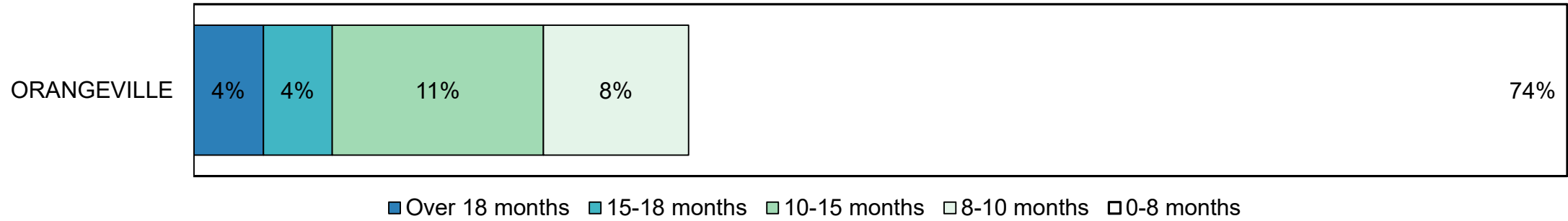


NUMBER, PERCENTAGE, & AVERAGE DAYS TO DISPOSITION¹⁵ OF CASES COMMITTED FOR TRIAL¹⁶ OF TOTAL CASES DISPOSED⁸



**ONTARIO COURT OF JUSTICE CRIMINAL MODERNIZATION COMMITTEE
ORANGEVILLE DASHBOARD¹⁹
CASES PENDING AS OF DECEMBER 31, 2020**

PERCENTAGE OF PENDING CASES³ BY PENDING AGE⁶



Pending Cases³ by Pending Age⁶ and Percentage of Pending Cases In-Custody¹⁷ and Out-of-Custody¹⁸

| Court Location | Over 18 months | 15-18 months | 10-15 months | 8-10 months | 0-8 months | Total |
|--------------------|----------------|--------------|--------------|-------------|------------|--------------|
| ORANGEVILLE | 52 | 51 | 157 | 108 | 1,021 | 1,389 |
| In-Custody | 6% | 0% | 5% | 6% | 3% | 4% |
| Out-of-Custody | 94% | 100% | 95% | 94% | 97% | 96% |

PENDING CASES³ BY PHASE: 15-18 MONTHS⁶



PENDING CASES³ BY PHASE: OVER 18 MONTHS⁶



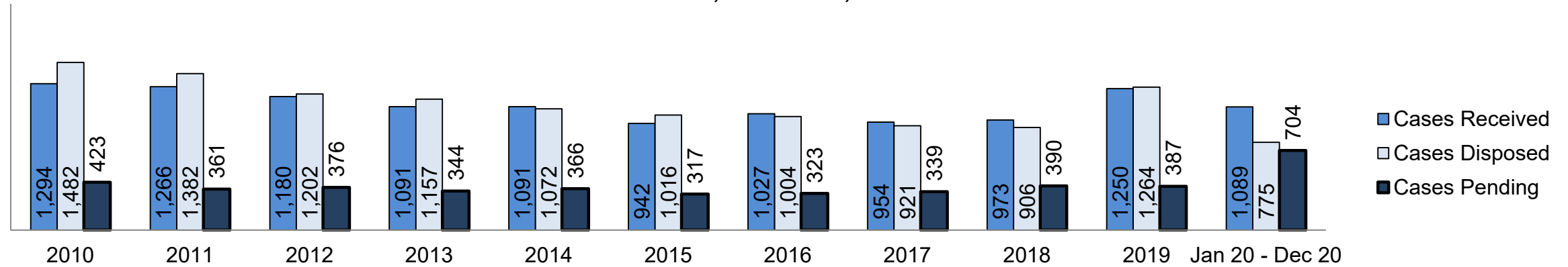
**ONTARIO COURT OF JUSTICE CRIMINAL MODERNIZATION COMMITTEE
SIMCOE DASHBOARD¹⁹**

| Key Metric | | Jan 20 - Dec 20 | | 2014 Baseline Median* | Change from 2014 Baseline Median | |
|--------------|---|-------------------------------------|--------------------|-----------------------|----------------------------------|--------|
| | | Percent | Cases ¹ | | | |
| Bail | Disposed cases that began in the Bail Phase | | 31.6% | 245 | 33.5% | -1.9% |
| | Bail cases with a bail outcome (release order or detention order) | Total | 41.6% | 102 | 50.7% | -9.1% |
| | | Bail Disposition with 1 appearance | 62.7% | 64 | 52.9% | 9.9% |
| | | Bail Disposition in 1-3 days | 77.5% | 79 | 73.8% | 3.7% |
| | Bail cases with no bail disposition but with a case disposition | Total | 58.4% | 143 | 49.3% | 9.1% |
| | | Case disposition in 1-3 appearances | 20.3% | 29 | 33.4% | -13.1% |
| | | Case disposition in 0-3 months | 59.4% | 85 | 77.3% | -17.9% |
| | | Case disposition rate before trial | 90.2% | 129 | 91.8% | -1.6% |
| Before Trial | Disposition rate (includes bail cases with case dispositions) | | 94.3% | 731 | 85.7% | 8.7% |
| | Disposed within 1-3 appearances (net of bench warrant cases) | | 47.5% | 208 | 47.2% | 0.3% |
| | Disposed within 0-3 months (net of bench warrant cases) | | 63.2% | 277 | 62.6% | 0.7% |
| Trial | Collapse Rate at Trial ² | | 75.0% | 33 | 66.9% | 8.1% |

| Cases Pending ³ as of December 31, 2020 | | Percent | Cases ¹ | Cases in the Pre-Trial Phase ⁴ | Cases in the Trial Phase ⁵ (including preliminary hearing) |
|--|----------------|---------------|--------------------|---|---|
| Age of All Pending Cases ⁶ | 0-8 months | 88.1% | 620 | 619 | 1 |
| | 8-10 months | 4.8% | 34 | 34 | 0 |
| | 10-15 months | 4.0% | 28 | 21 | 7 |
| | 15-18 months | 1.4% | 10 | 8 | 2 |
| | Over 18 months | 1.7% | 12 | 5 | 7 |
| Total | | 100.0% | 704 | 687 | 17 |

ONTARIO COURT OF JUSTICE CRIMINAL MODERNIZATION COMMITTEE SIMCOE DASHBOARD¹⁹

CASES RECEIVED⁷, DISPOSED⁸, AND PENDING³



Cases Received⁷ by Offence Group

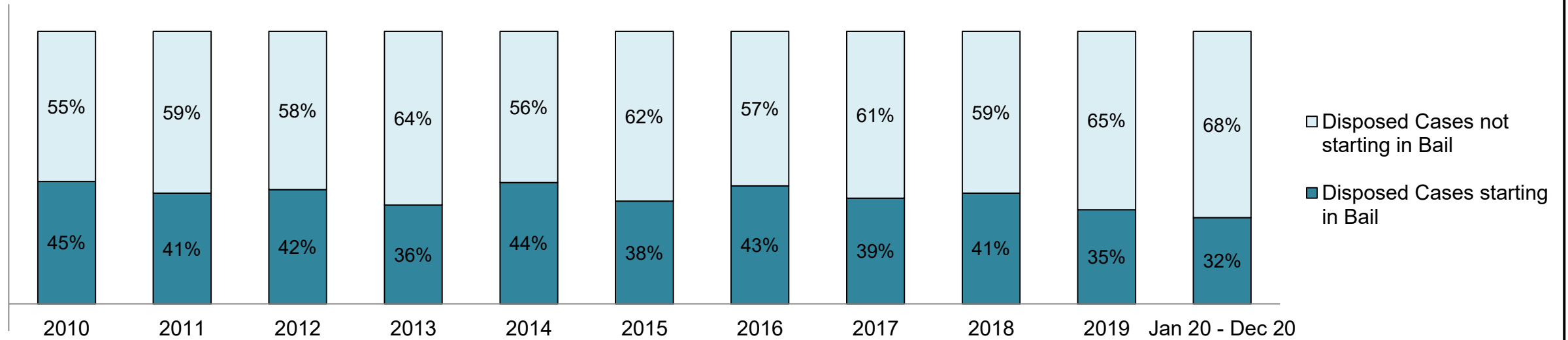
| Offence Group ⁹ | 2010 | 2011 | 2012 | 2013 | 2014 | 2015 | 2016 | 2017 | 2018 | 2019 | Jan 20 - Dec 20 |
|----------------------------|------|------|------|------|------|------|------|------|------|------|-----------------|
| Crimes Against The Person | 372 | 348 | 283 | 289 | 250 | 251 | 315 | 232 | 272 | 290 | 263 |
| Crimes Against Property | 284 | 218 | 228 | 161 | 212 | 172 | 161 | 204 | 189 | 241 | 255 |
| Administration of Justice | 277 | 282 | 296 | 296 | 280 | 270 | 295 | 289 | 303 | 460 | 273 |
| Other Criminal Code | 80 | 90 | 67 | 65 | 79 | 60 | 58 | 52 | 37 | 48 | 45 |
| Criminal Code Traffic | 118 | 143 | 142 | 95 | 109 | 109 | 101 | 94 | 100 | 137 | 150 |
| Federal Statute | 163 | 185 | 164 | 185 | 161 | 80 | 97 | 83 | 72 | 74 | 103 |

Cases Pending³ by Offence Group

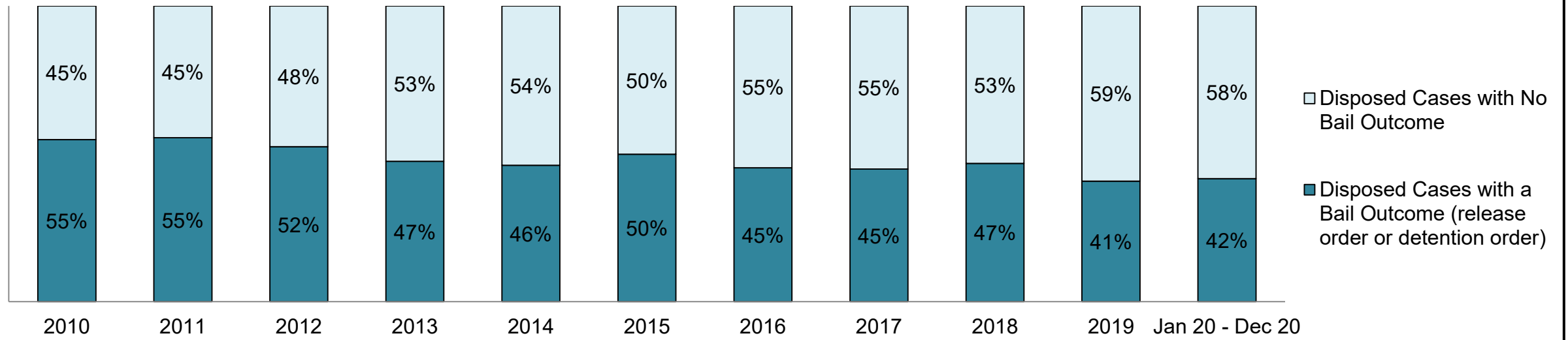
| Offence Group ⁹ | 2010 | 2011 | 2012 | 2013 | 2014 | 2015 | 2016 | 2017 | 2018 | 2019 | Jan 20 - Dec 20 |
|----------------------------|------|------|------|------|------|------|------|------|------|------|-----------------|
| Crimes Against The Person | 141 | 109 | 95 | 97 | 84 | 103 | 120 | 96 | 110 | 108 | 163 |
| Crimes Against Property | 84 | 55 | 72 | 59 | 73 | 62 | 51 | 89 | 86 | 96 | 192 |
| Administration of Justice | 53 | 42 | 48 | 32 | 45 | 55 | 48 | 55 | 76 | 75 | 145 |
| Other Criminal Code | 35 | 35 | 30 | 39 | 32 | 23 | 27 | 21 | 16 | 19 | 32 |
| Criminal Code Traffic | 43 | 49 | 51 | 33 | 55 | 37 | 31 | 26 | 52 | 57 | 97 |
| Federal Statute | 67 | 71 | 80 | 84 | 77 | 37 | 46 | 52 | 50 | 32 | 75 |

**ONTARIO COURT OF JUSTICE CRIMINAL MODERNIZATION COMMITTEE
SIMCOE DASHBOARD¹⁹**

PERCENTAGE OF DISPOSED CASES⁸ STARTING IN BAIL

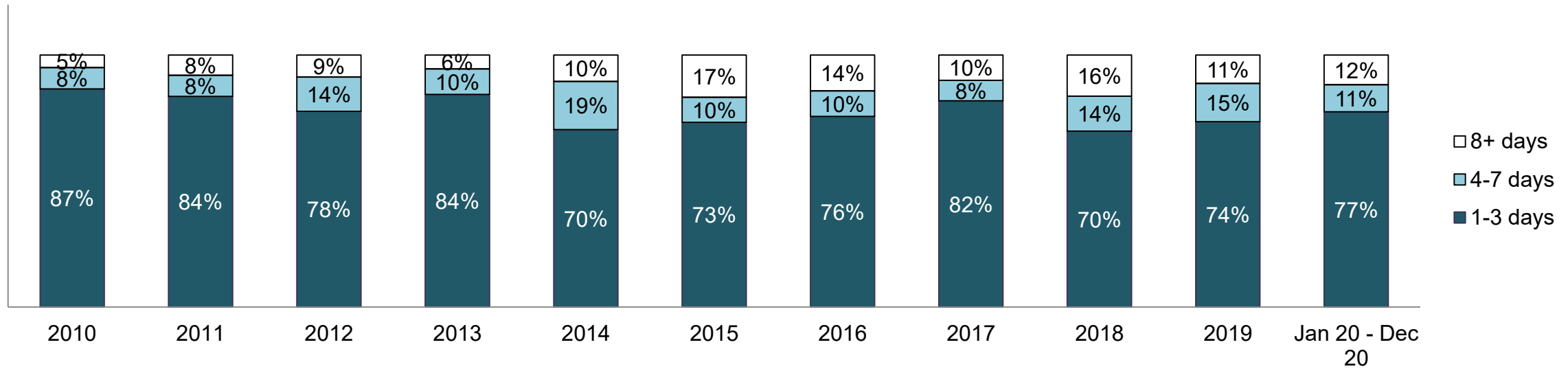


PERCENTAGE OF DISPOSED CASES⁸ STARTING IN BAIL BY BAIL OUTCOME

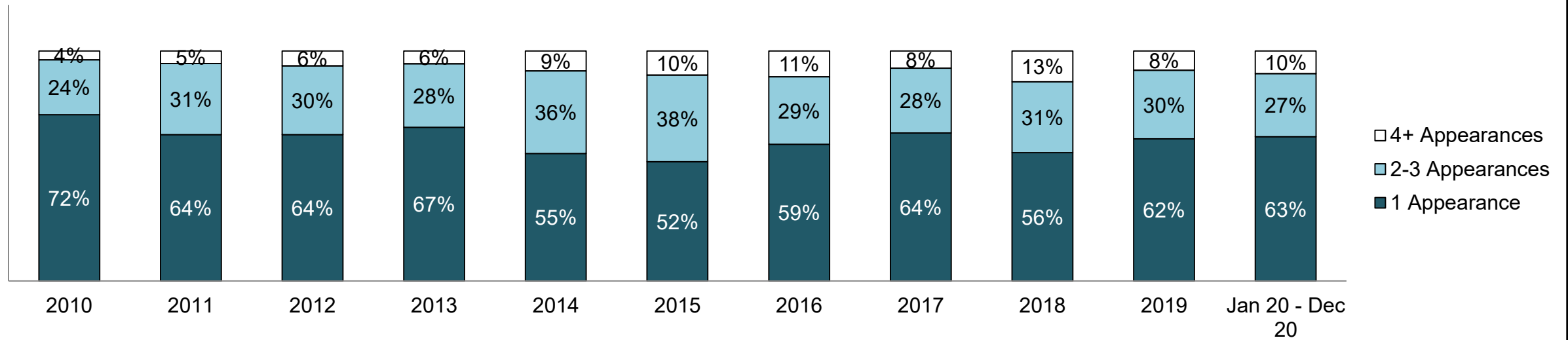


ONTARIO COURT OF JUSTICE CRIMINAL MODERNIZATION COMMITTEE SIMCOE DASHBOARD¹⁹

PERCENTAGE OF BAIL CASES BY DAYS FROM FIRST BAIL APPEARANCE TO BAIL DISPOSITION

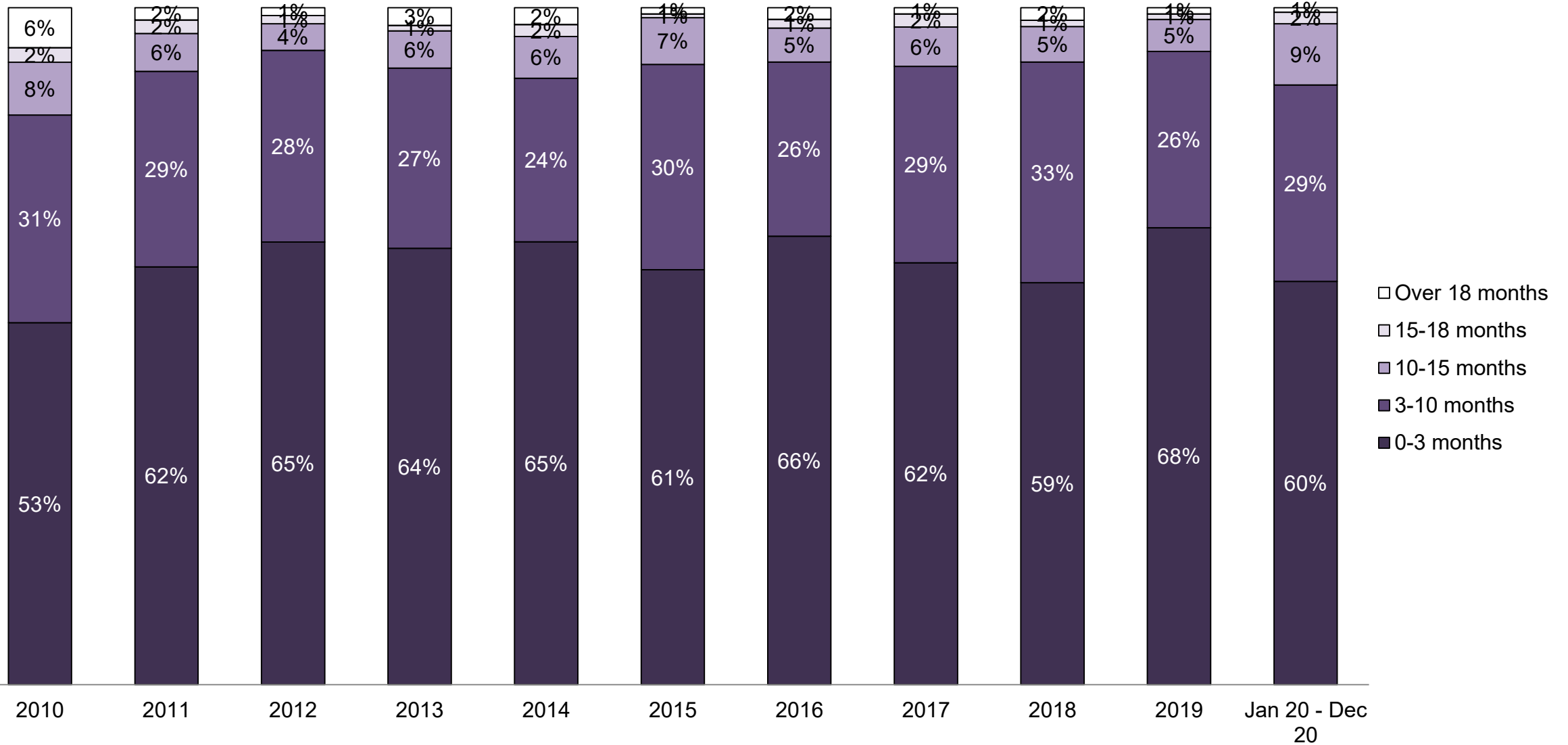


PERCENTAGE OF BAIL CASES BY NUMBER OF APPEARANCES FROM FIRST BAIL APPEARANCE TO BAIL DISPOSITION

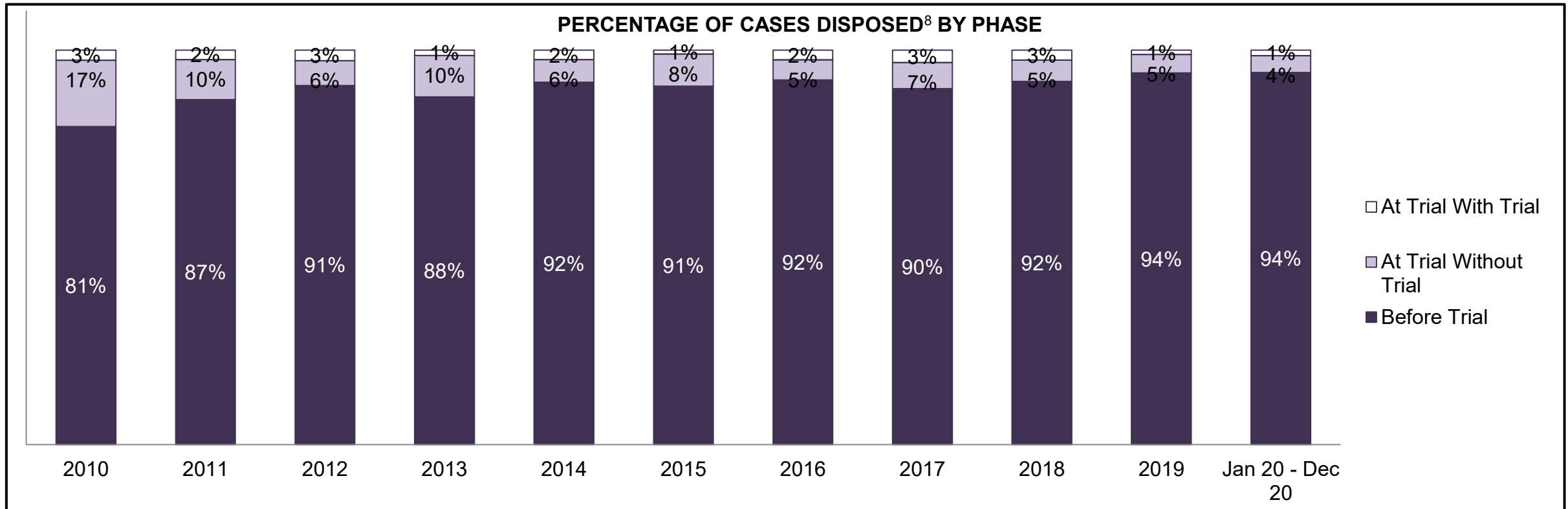


ONTARIO COURT OF JUSTICE CRIMINAL MODERNIZATION COMMITTEE SIMCOE DASHBOARD¹⁹

PERCENTAGE OF DISPOSED CASES⁸ BY MONTHS TO DISPOSITION¹⁰



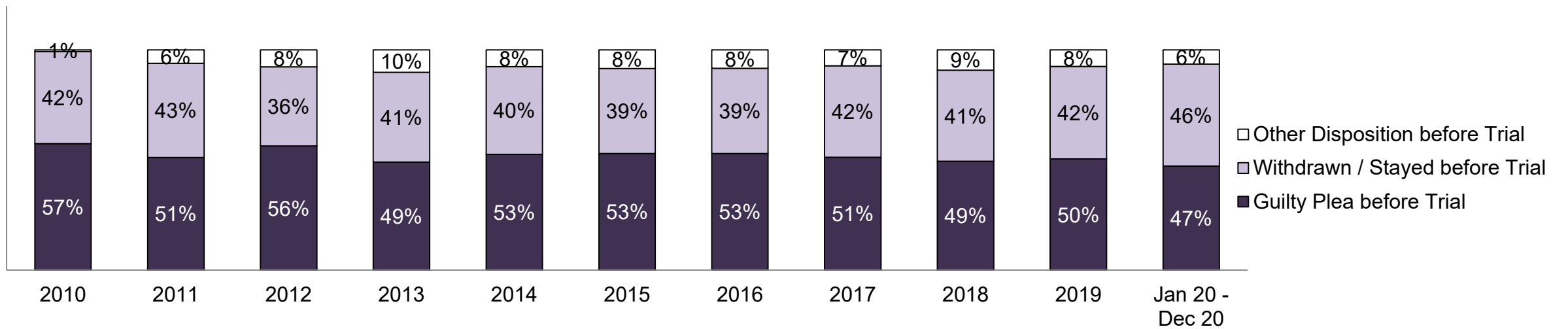
**ONTARIO COURT OF JUSTICE CRIMINAL MODERNIZATION COMMITTEE
SIMCOE DASHBOARD¹⁹**



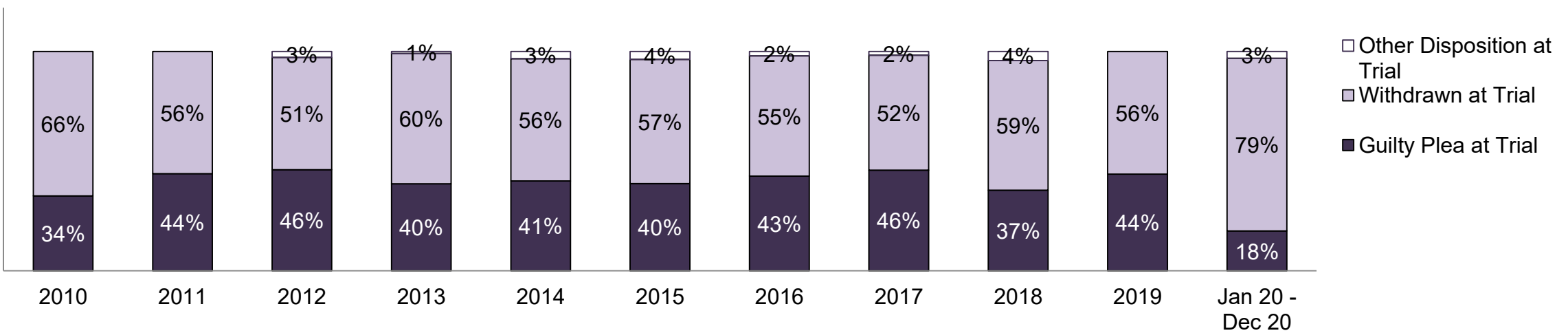
| Cases Disposed⁸ by Phase and Percentage of In-Custody¹¹, Out-of-Custody¹² Cases at Case Disposition | | | | | | | | | | | |
|---|-------------|-------------|-------------|-------------|-------------|-------------|-------------|-------------|-------------|-------------|------------------------|
| Phases | 2010 | 2011 | 2012 | 2013 | 2014 | 2015 | 2016 | 2017 | 2018 | 2019 | Jan 20 - Dec 20 |
| At Trial With Trial | 38 | 33 | 32 | 16 | 26 | 10 | 25 | 29 | 23 | 14 | 11 |
| In-Custody | 18% | 18% | 31% | 0% | 19% | 20% | 16% | 3% | 17% | 0% | 45% |
| Out-of-Custody | 82% | 82% | 69% | 100% | 81% | 80% | 84% | 97% | 83% | 100% | 55% |
| At Trial Without Trial | 249 | 140 | 76 | 121 | 61 | 83 | 51 | 61 | 49 | 59 | 33 |
| In-Custody | 5% | 14% | 12% | 10% | 7% | 17% | 24% | 20% | 14% | 22% | 30% |
| Out-of-Custody | 95% | 86% | 88% | 90% | 93% | 83% | 76% | 80% | 86% | 78% | 70% |
| Before Trial | 1,195 | 1,209 | 1,094 | 1,020 | 985 | 923 | 928 | 831 | 834 | 1,191 | 731 |
| In-Custody | 26% | 21% | 23% | 22% | 28% | 22% | 26% | 23% | 25% | 22% | 18% |
| Out-of-Custody | 74% | 79% | 77% | 78% | 72% | 78% | 74% | 77% | 75% | 78% | 82% |

ONTARIO COURT OF JUSTICE CRIMINAL MODERNIZATION COMMITTEE SIMCOE DASHBOARD¹⁹

PERCENTAGE OF CASES DISPOSED⁸ BEFORE TRIAL BY OUTCOME

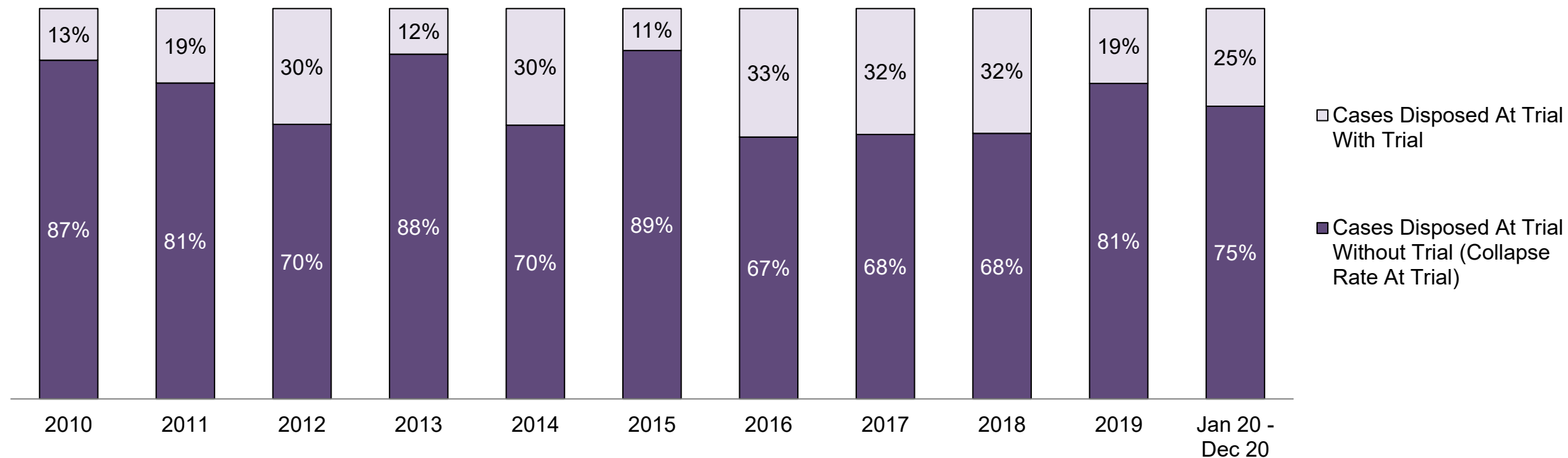


PERCENTAGE OF CASES DISPOSED⁸ AT TRIAL WITHOUT TRIAL (CASES COLLAPSED AT TRIAL) BY OUTCOME



ONTARIO COURT OF JUSTICE CRIMINAL MODERNIZATION COMMITTEE SIMCOE DASHBOARD¹⁹

PERCENTAGE OF CASES DISPOSED⁸ BY PHASE FOR CASES SET FOR TRIAL¹³

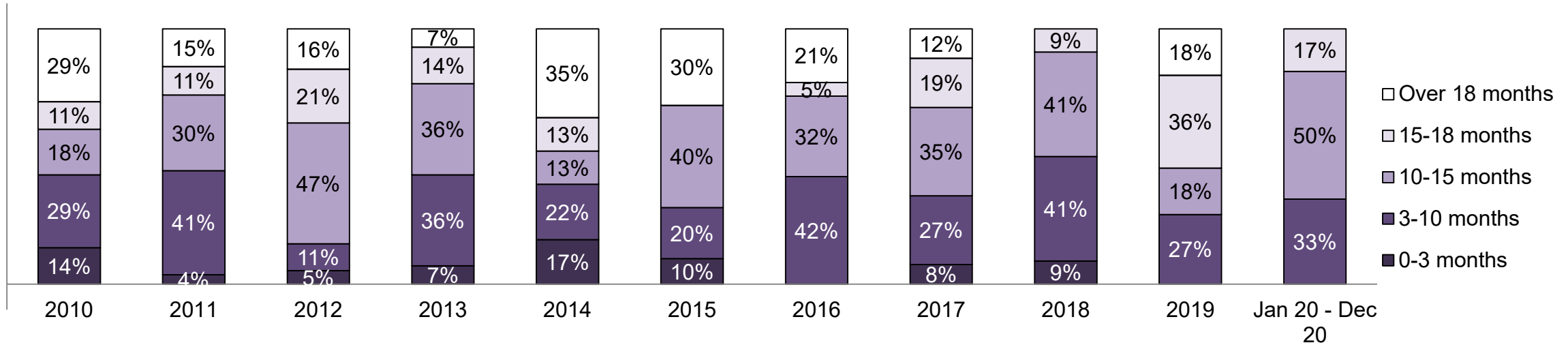


Percentage of Cases Disposed⁸ At Trial Without Trial (Collapse Rate At Trial²) by Offence Group At Disposition

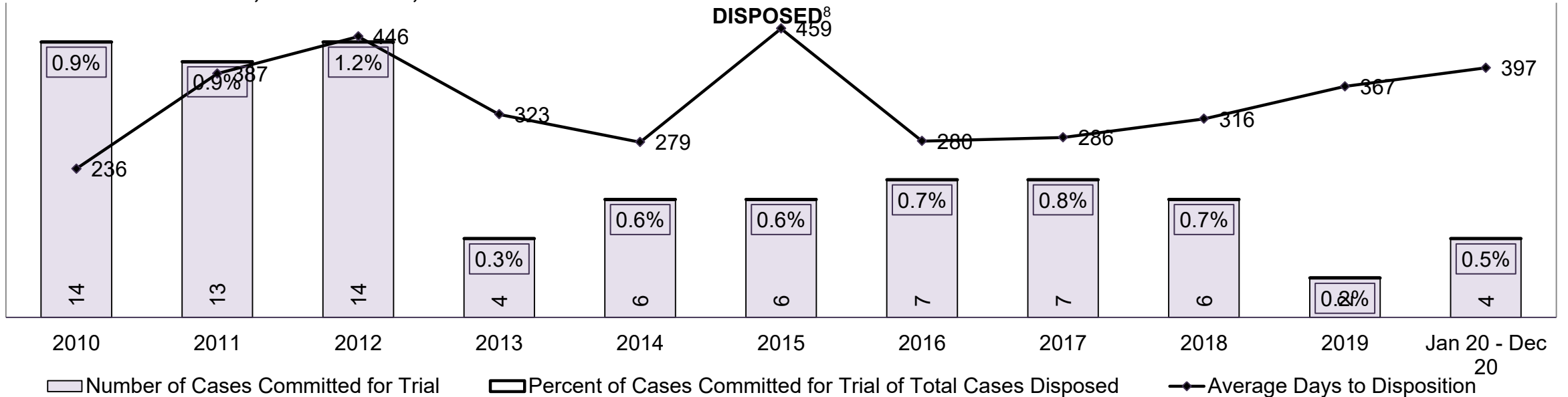
| Offence Group at Disposition ¹⁴ | 2010 | 2011 | 2012 | 2013 | 2014 | 2015 | 2016 | 2017 | 2018 | 2019 | Jan 20 - Dec 20 |
|--|-------------|-------------|-------------|-------------|-------------|-------------|-------------|-------------|-------------|-------------|-----------------|
| Crimes Against The Person | 40% | 40% | 34% | 36% | 38% | 37% | 50% | 46% | 56% | 25% | 43% |
| Crimes Against Property | 12% | 15% | 15% | 12% | 15% | 15% | 12% | 17% | 8% | 8% | 5% |
| Administration of Justice | 9% | 12% | 16% | 15% | 16% | 5% | 12% | 18% | 8% | 19% | 16% |
| Other Criminal Code | 5% | 8% | 13% | 5% | 6% | 8% | 5% | 4% | 6% | 5% | 7% |
| Criminal Code Traffic | 29% | 16% | 13% | 22% | 11% | 17% | 13% | 9% | 8% | 16% | 18% |
| Federal Statute | 5% | 9% | 9% | 10% | 14% | 18% | 8% | 7% | 14% | 26% | 11% |
| Total | 100% | 100% | 100% | 100% | 100% | 100% | 100% | 100% | 100% | 100% | 100% |

ONTARIO COURT OF JUSTICE CRIMINAL MODERNIZATION COMMITTEE SIMCOE DASHBOARD¹⁹

PERCENTAGE OF CASES DISPOSED⁸ AT TRIAL WITH TRIAL BY MONTHS TO DISPOSITION¹⁰



NUMBER, PERCENTAGE, & AVERAGE DAYS TO DISPOSITION¹⁵ OF CASES COMMITTED FOR TRIAL¹⁶ OF TOTAL CASES



**ONTARIO COURT OF JUSTICE CRIMINAL MODERNIZATION COMMITTEE
SIMCOE DASHBOARD¹⁹
CASES PENDING AS OF DECEMBER 31, 2020**

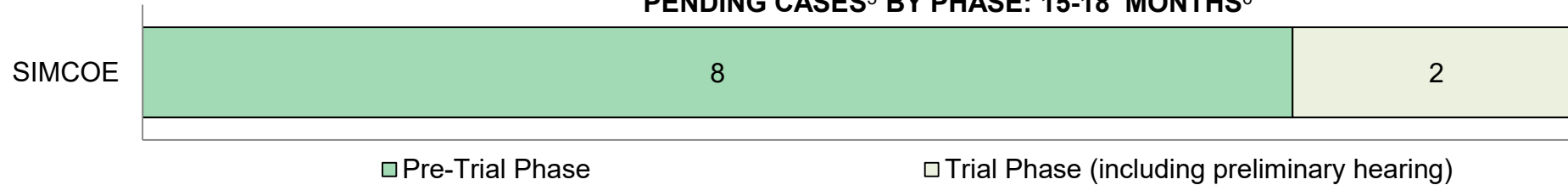
PERCENTAGE OF PENDING CASES³ BY PENDING AGE⁶



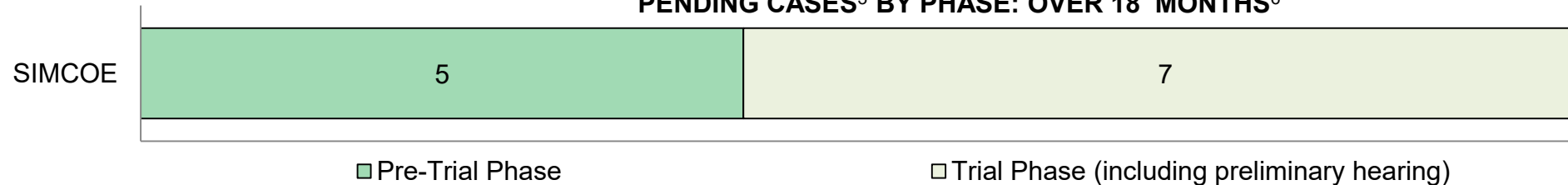
Pending Cases³ by Pending Age⁶ and Percentage of Pending Cases In-Custody¹⁷ and Out-of-Custody¹⁸

| Court Location | Over 18 months | 15-18 months | 10-15 months | 8-10 months | 0-8 months | Total |
|----------------|----------------|--------------|--------------|-------------|------------|------------|
| SIMCOE | 12 | 10 | 28 | 34 | 620 | 704 |
| In-Custody | 0% | 20% | 18% | 21% | 6% | 7% |
| Out-of-Custody | 100% | 80% | 82% | 79% | 94% | 93% |

PENDING CASES³ BY PHASE: 15-18 MONTHS⁶



PENDING CASES³ BY PHASE: OVER 18 MONTHS⁶



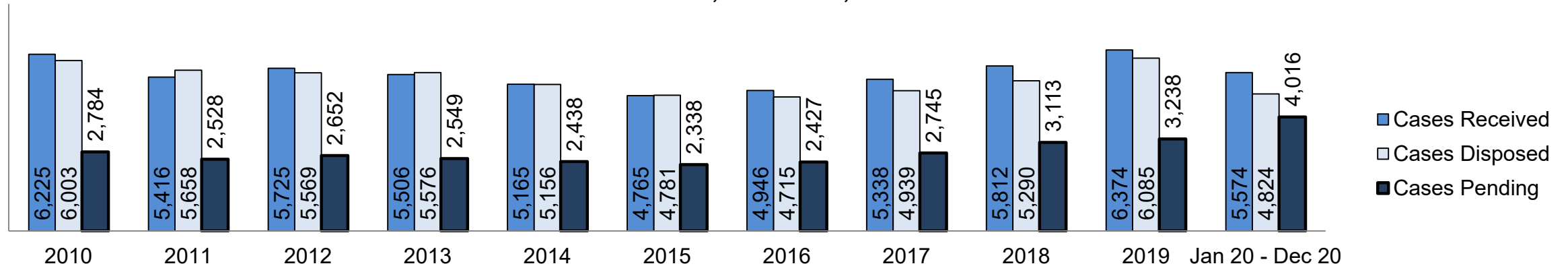
**ONTARIO COURT OF JUSTICE CRIMINAL MODERNIZATION COMMITTEE
ST. CATHARINES DASHBOARD¹⁹**

| Key Metric | | Jan 20 - Dec 20 | | 2014 Baseline Median* | Change from 2014 Baseline Median | |
|------------------------------------|---|-------------------------------------|--------------------|-----------------------|----------------------------------|--------|
| | | Percent | Cases ¹ | | | |
| Bail | Disposed cases that began in the Bail Phase | | 57.7% | 2,785 | 48.0% | 9.8% |
| | Bail cases with a bail outcome (release order or detention order) | Total | 49.7% | 1,384 | 56.0% | -6.3% |
| | | Bail Disposition with 1 appearance | 50.1% | 693 | 47.7% | 2.3% |
| | | Bail Disposition in 1-3 days | 63.9% | 885 | 70.6% | -6.6% |
| | Bail cases with no bail disposition but with a case disposition | Total | 50.3% | 1,401 | 44.0% | 6.3% |
| | | Case disposition in 1-3 appearances | 11.8% | 166 | 35.1% | -23.3% |
| | | Case disposition in 0-3 months | 64.0% | 896 | 77.2% | -13.3% |
| Case disposition rate before trial | | 95.6% | 1,339 | 90.7% | 4.9% | |
| Before Trial | Disposition rate (includes bail cases with case dispositions) | | 93.1% | 4,493 | 83.6% | 9.5% |
| | Disposed within 1-3 appearances (net of bench warrant cases) | | 24.6% | 533 | 39.1% | -14.5% |
| | Disposed within 0-3 months (net of bench warrant cases) | | 63.2% | 1,367 | 60.6% | 2.6% |
| Trial | Collapse Rate at Trial ² | | 65.3% | 216 | 71.0% | -5.7% |

| Cases Pending ³ as of December 31, 2020 | | Percent | Cases ¹ | Cases in the Pre-Trial Phase ⁴ | Cases in the Trial Phase ⁵ (including preliminary hearing) |
|--|----------------|---------------|--------------------|---|---|
| Age of All Pending Cases⁶ | 0-8 months | 71.5% | 2,872 | 2,842 | 30 |
| | 8-10 months | 5.9% | 236 | 217 | 19 |
| | 10-15 months | 10.5% | 423 | 359 | 64 |
| | 15-18 months | 4.1% | 166 | 128 | 38 |
| | Over 18 months | 7.9% | 319 | 203 | 116 |
| Total | | 100.0% | 4,016 | 3,749 | 267 |

ONTARIO COURT OF JUSTICE CRIMINAL MODERNIZATION COMMITTEE ST. CATHARINES DASHBOARD¹⁹

CASES RECEIVED⁷, DISPOSED⁸, AND PENDING³



Cases Received⁷ by Offence Group

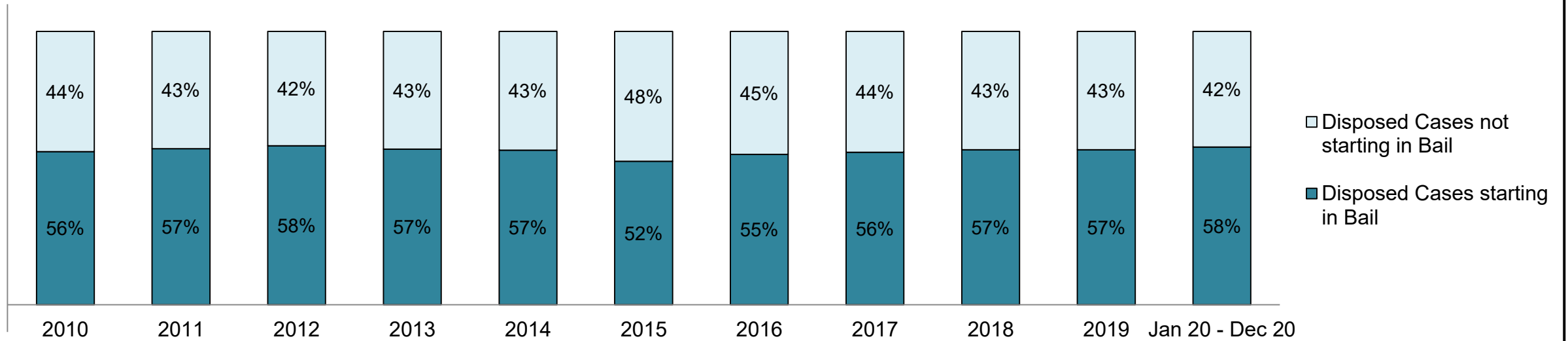
| Offence Group ⁹ | 2010 | 2011 | 2012 | 2013 | 2014 | 2015 | 2016 | 2017 | 2018 | 2019 | Jan 20 - Dec 20 |
|----------------------------|-------|-------|-------|-------|-------|-------|-------|-------|-------|-------|-----------------|
| Crimes Against The Person | 1,485 | 1,458 | 1,499 | 1,309 | 1,140 | 1,119 | 1,055 | 1,187 | 1,297 | 1,327 | 1,404 |
| Crimes Against Property | 1,542 | 1,168 | 1,344 | 1,297 | 1,231 | 1,083 | 1,200 | 1,438 | 1,587 | 1,604 | 1,217 |
| Administration of Justice | 1,399 | 1,236 | 1,378 | 1,432 | 1,437 | 1,322 | 1,393 | 1,484 | 1,726 | 2,051 | 1,614 |
| Other Criminal Code | 348 | 242 | 257 | 299 | 266 | 213 | 263 | 216 | 272 | 313 | 331 |
| Criminal Code Traffic | 684 | 640 | 622 | 615 | 613 | 544 | 571 | 541 | 536 | 640 | 527 |
| Federal Statute | 767 | 672 | 625 | 554 | 478 | 484 | 464 | 472 | 394 | 439 | 481 |

Cases Pending³ by Offence Group

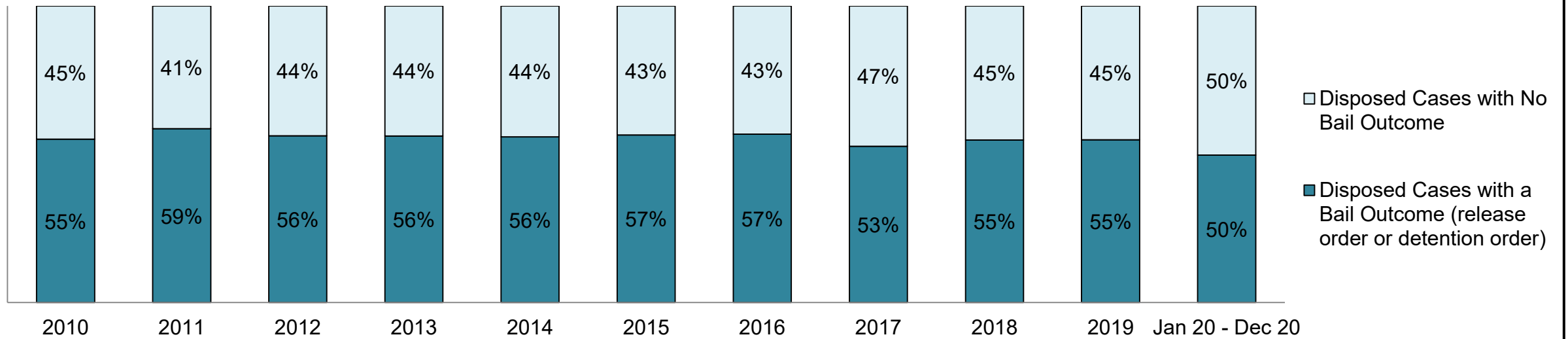
| Offence Group ⁹ | 2010 | 2011 | 2012 | 2013 | 2014 | 2015 | 2016 | 2017 | 2018 | 2019 | Jan 20 - Dec 20 |
|----------------------------|------|------|------|------|------|------|------|------|------|------|-----------------|
| Crimes Against The Person | 721 | 677 | 730 | 648 | 616 | 654 | 582 | 629 | 842 | 827 | 1,115 |
| Crimes Against Property | 679 | 550 | 598 | 578 | 561 | 496 | 604 | 767 | 862 | 813 | 902 |
| Administration of Justice | 406 | 378 | 397 | 377 | 411 | 389 | 424 | 553 | 625 | 753 | 920 |
| Other Criminal Code | 169 | 123 | 132 | 179 | 171 | 117 | 138 | 127 | 157 | 184 | 234 |
| Criminal Code Traffic | 328 | 329 | 356 | 310 | 298 | 283 | 286 | 268 | 279 | 302 | 433 |
| Federal Statute | 481 | 471 | 439 | 457 | 381 | 399 | 393 | 401 | 348 | 359 | 412 |

**ONTARIO COURT OF JUSTICE CRIMINAL MODERNIZATION COMMITTEE
ST. CATHARINES DASHBOARD¹⁹**

PERCENTAGE OF DISPOSED CASES⁸ STARTING IN BAIL

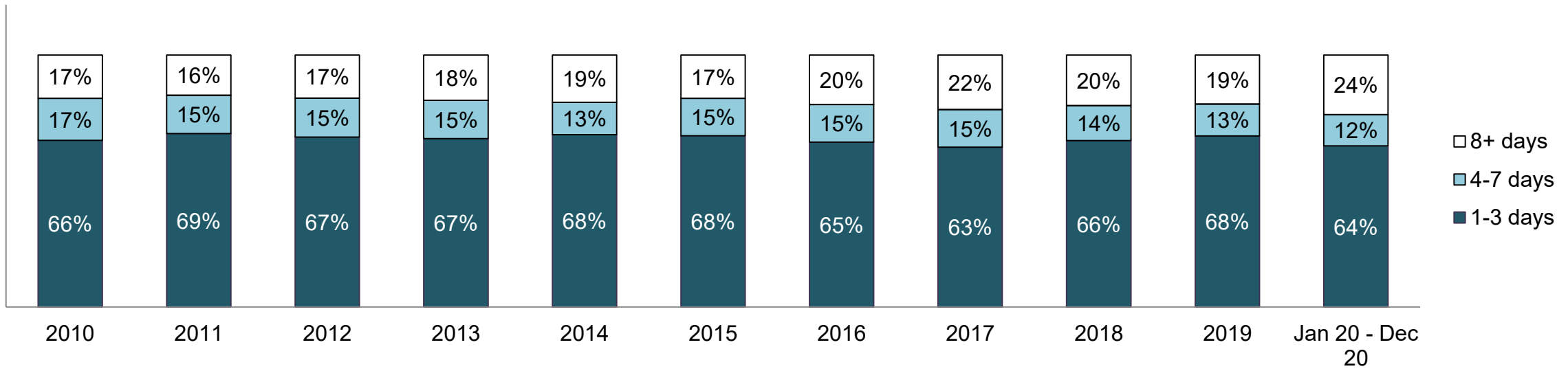


PERCENTAGE OF DISPOSED CASES⁸ STARTING IN BAIL BY BAIL OUTCOME

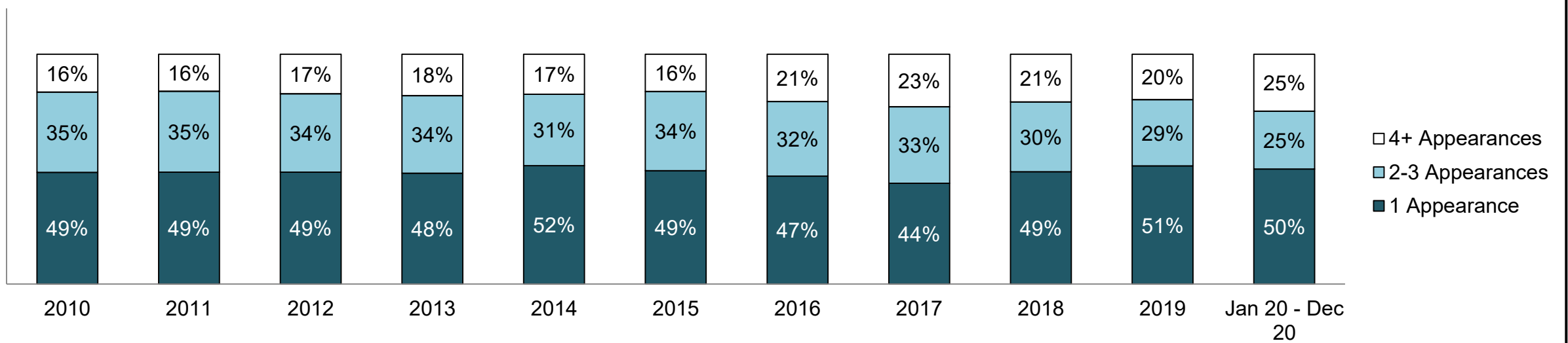


ONTARIO COURT OF JUSTICE CRIMINAL MODERNIZATION COMMITTEE ST. CATHARINES DASHBOARD¹⁹

PERCENTAGE OF BAIL CASES BY DAYS FROM FIRST BAIL APPEARANCE TO BAIL DISPOSITION

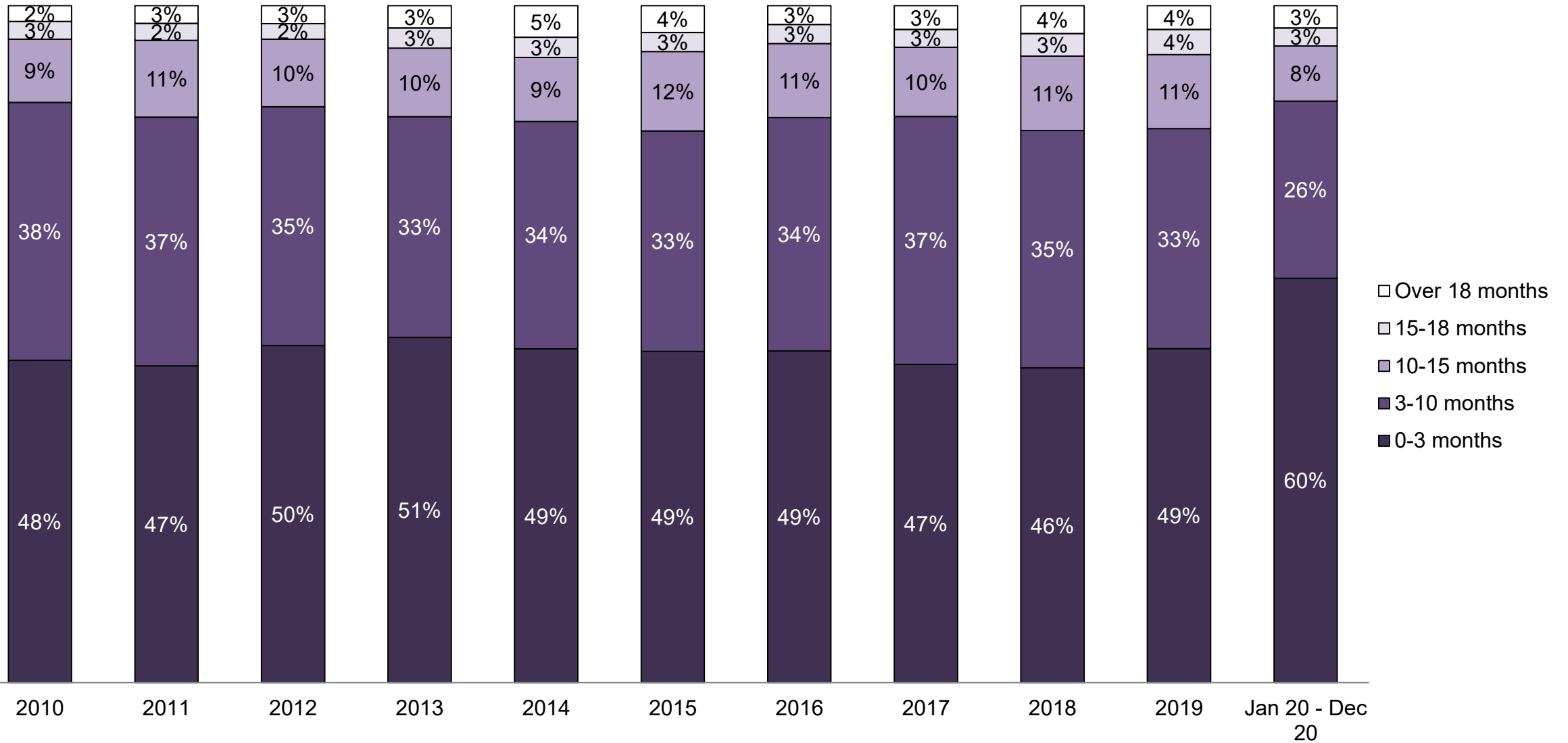


PERCENTAGE OF BAIL CASES BY NUMBER OF APPEARANCES FROM FIRST BAIL APPEARANCE TO BAIL DISPOSITION

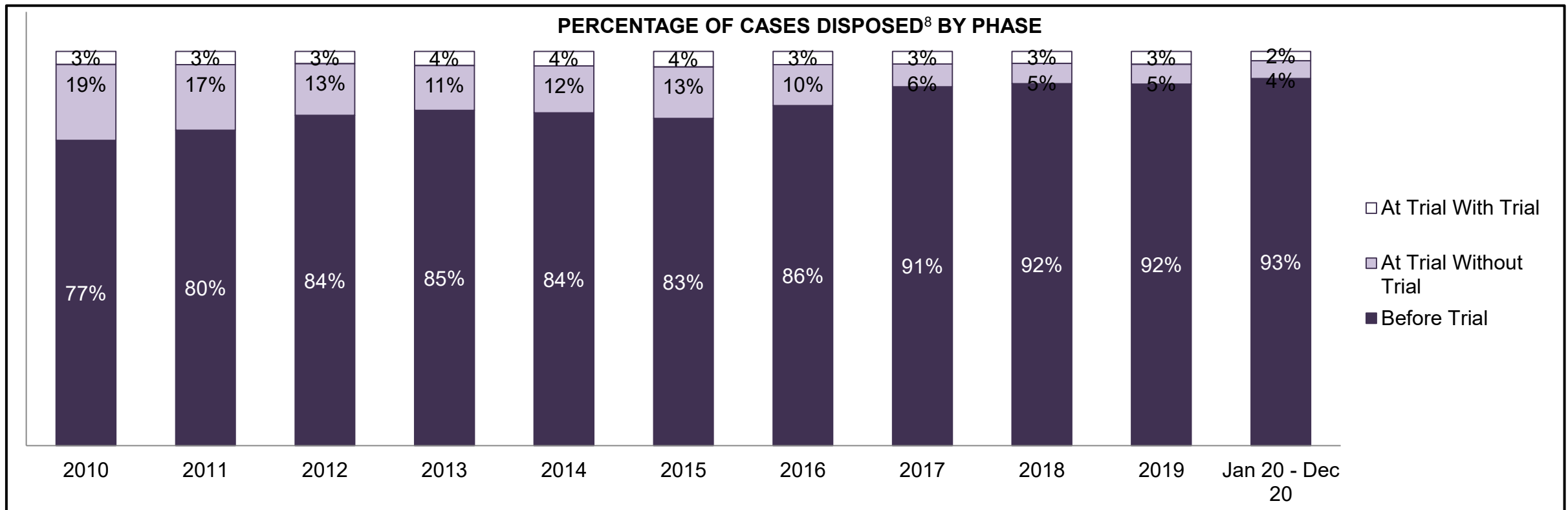


**ONTARIO COURT OF JUSTICE CRIMINAL MODERNIZATION COMMITTEE
ST. CATHARINES DASHBOARD¹⁹**

PERCENTAGE OF DISPOSED CASES⁸ BY MONTHS TO DISPOSITION¹⁰



**ONTARIO COURT OF JUSTICE CRIMINAL MODERNIZATION COMMITTEE
ST. CATHARINES DASHBOARD¹⁹**

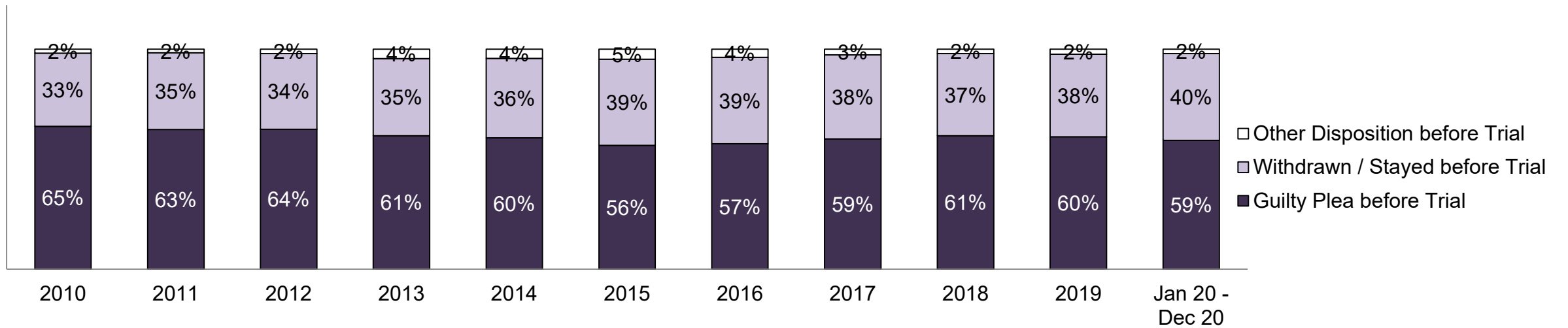


Cases Disposed⁸ by Phase and Percentage of In-Custody¹¹, Out-of-Custody¹² Cases at Case Disposition

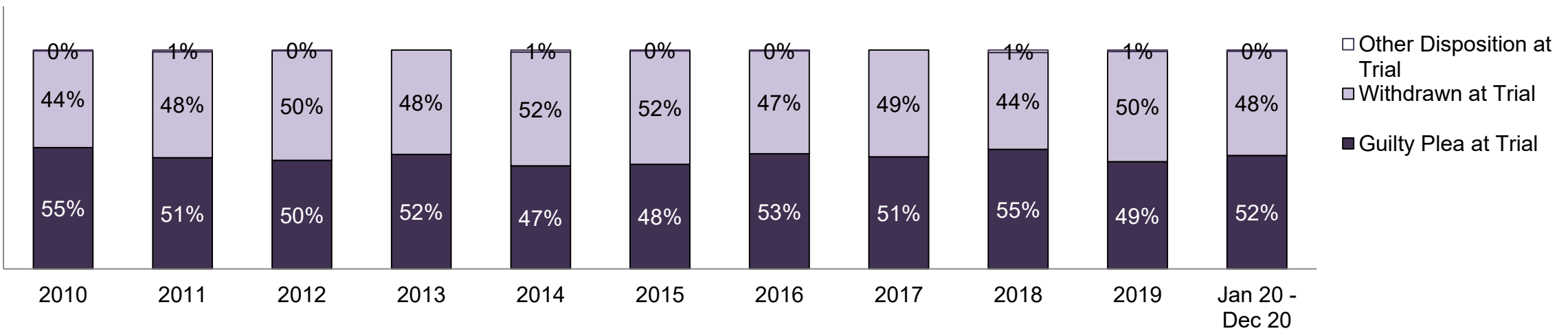
| Phases | 2010 | 2011 | 2012 | 2013 | 2014 | 2015 | 2016 | 2017 | 2018 | 2019 | Jan 20 - Dec 20 |
|-------------------------------|-------|-------|-------|-------|-------|-------|-------|-------|-------|-------|-----------------|
| At Trial With Trial | 198 | 191 | 173 | 199 | 190 | 187 | 159 | 157 | 162 | 197 | 115 |
| In-Custody | 14% | 13% | 14% | 10% | 12% | 16% | 15% | 18% | 17% | 14% | 23% |
| Out-of-Custody | 86% | 87% | 86% | 90% | 88% | 84% | 85% | 82% | 83% | 86% | 77% |
| At Trial Without Trial | 1,156 | 940 | 730 | 634 | 614 | 627 | 490 | 285 | 271 | 306 | 216 |
| In-Custody | 12% | 14% | 10% | 12% | 10% | 14% | 10% | 16% | 20% | 15% | 20% |
| Out-of-Custody | 88% | 86% | 90% | 88% | 90% | 86% | 90% | 84% | 80% | 85% | 80% |
| Before Trial | 4,649 | 4,527 | 4,666 | 4,743 | 4,352 | 3,967 | 4,066 | 4,497 | 4,857 | 5,582 | 4,493 |
| In-Custody | 31% | 28% | 30% | 29% | 29% | 27% | 27% | 29% | 27% | 28% | 31% |
| Out-of-Custody | 69% | 72% | 70% | 71% | 71% | 73% | 73% | 71% | 73% | 72% | 69% |

ONTARIO COURT OF JUSTICE CRIMINAL MODERNIZATION COMMITTEE ST. CATHARINES DASHBOARD¹⁹

PERCENTAGE OF CASES DISPOSED⁸ BEFORE TRIAL BY OUTCOME

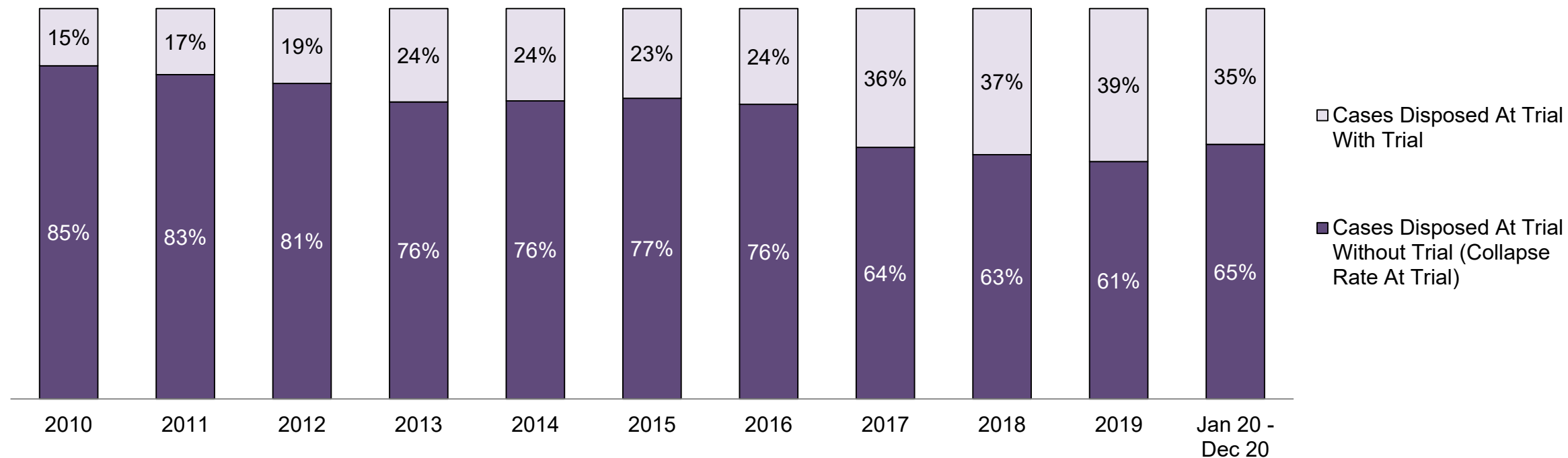


PERCENTAGE OF CASES DISPOSED⁸ AT TRIAL WITHOUT TRIAL (CASES COLLAPSED AT TRIAL) BY OUTCOME



ONTARIO COURT OF JUSTICE CRIMINAL MODERNIZATION COMMITTEE ST. CATHARINES DASHBOARD¹⁹

PERCENTAGE OF CASES DISPOSED⁸ BY PHASE FOR CASES SET FOR TRIAL¹³

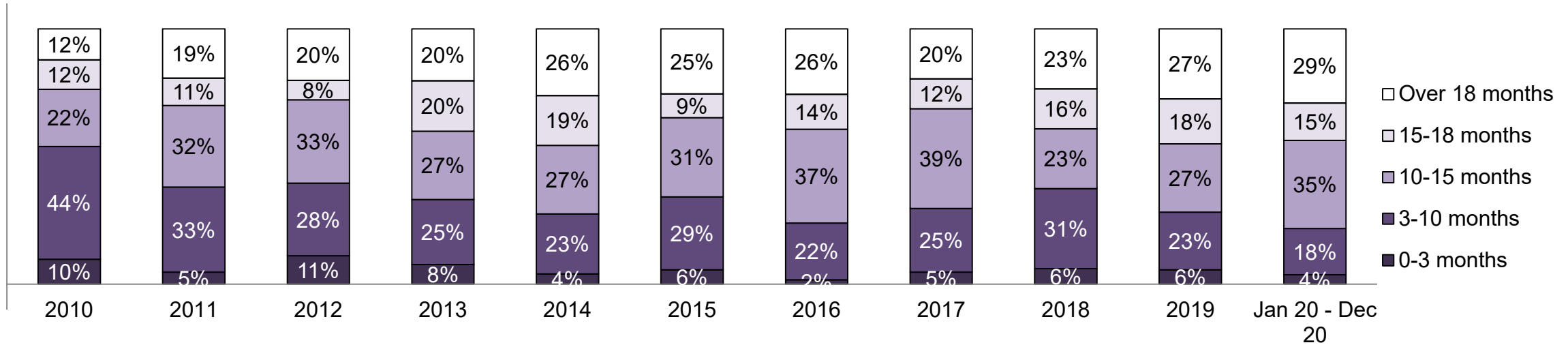


Percentage of Cases Disposed⁸ At Trial Without Trial (Collapse Rate At Trial²) by Offence Group At Disposition

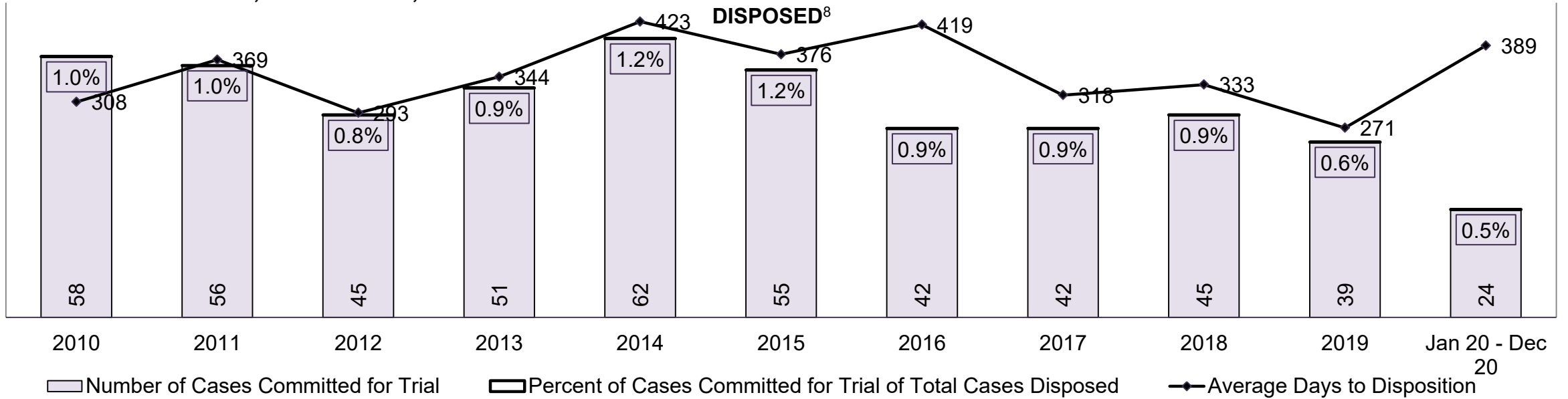
| Offence Group at Disposition ¹⁴ | 2010 | 2011 | 2012 | 2013 | 2014 | 2015 | 2016 | 2017 | 2018 | 2019 | Jan 20 - Dec 20 |
|--|-------------|-------------|-------------|-------------|-------------|-------------|-------------|-------------|-------------|-------------|-----------------|
| Crimes Against The Person | 35% | 35% | 33% | 34% | 32% | 35% | 37% | 34% | 30% | 46% | 43% |
| Crimes Against Property | 18% | 16% | 17% | 12% | 14% | 13% | 8% | 8% | 12% | 12% | 11% |
| Administration of Justice | 11% | 14% | 9% | 11% | 10% | 13% | 12% | 7% | 8% | 8% | 7% |
| Other Criminal Code | 7% | 7% | 5% | 6% | 6% | 5% | 4% | 3% | 4% | 5% | 7% |
| Criminal Code Traffic | 19% | 15% | 18% | 22% | 20% | 18% | 19% | 22% | 18% | 16% | 9% |
| Federal Statute | 10% | 14% | 18% | 13% | 19% | 15% | 20% | 25% | 28% | 13% | 23% |
| Total | 100% | 100% | 100% | 100% | 100% | 100% | 100% | 100% | 100% | 100% | 100% |

ONTARIO COURT OF JUSTICE CRIMINAL MODERNIZATION COMMITTEE ST. CATHARINES DASHBOARD¹⁹

PERCENTAGE OF CASES DISPOSED⁸ AT TRIAL WITH TRIAL BY MONTHS TO DISPOSITION¹⁰

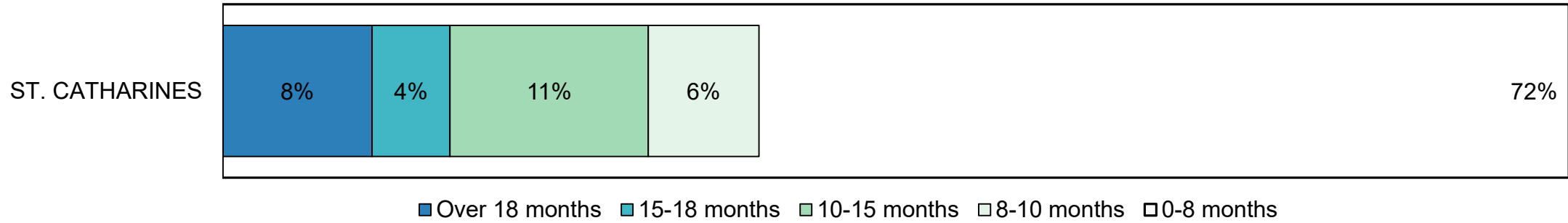


NUMBER, PERCENTAGE, & AVERAGE DAYS TO DISPOSITION¹⁵ OF CASES COMMITTED FOR TRIAL¹⁶ OF TOTAL CASES



**ONTARIO COURT OF JUSTICE CRIMINAL MODERNIZATION COMMITTEE
ST. CATHARINES DASHBOARD¹⁹
CASES PENDING AS OF DECEMBER 31, 2020**

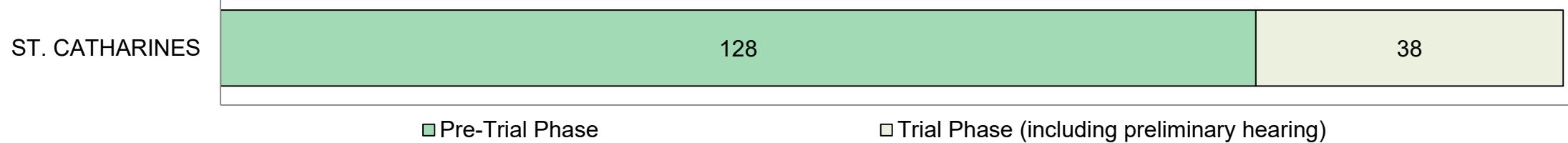
PERCENTAGE OF PENDING CASES³ BY PENDING AGE⁶



Pending Cases³ by Pending Age⁶ and Percentage of Pending Cases In-Custody¹⁷ and Out-of-Custody¹⁸

| Court Location | Over 18 months | 15-18 months | 10-15 months | 8-10 months | 0-8 months | Total |
|-----------------------|----------------|--------------|--------------|-------------|------------|--------------|
| ST. CATHARINES | 319 | 166 | 423 | 236 | 2,872 | 4,016 |
| In-Custody | 10% | 14% | 9% | 12% | 11% | 11% |
| Out-of-Custody | 90% | 86% | 91% | 88% | 89% | 89% |

PENDING CASES³ BY PHASE: 15-18 MONTHS⁶



PENDING CASES³ BY PHASE: OVER 18 MONTHS⁶



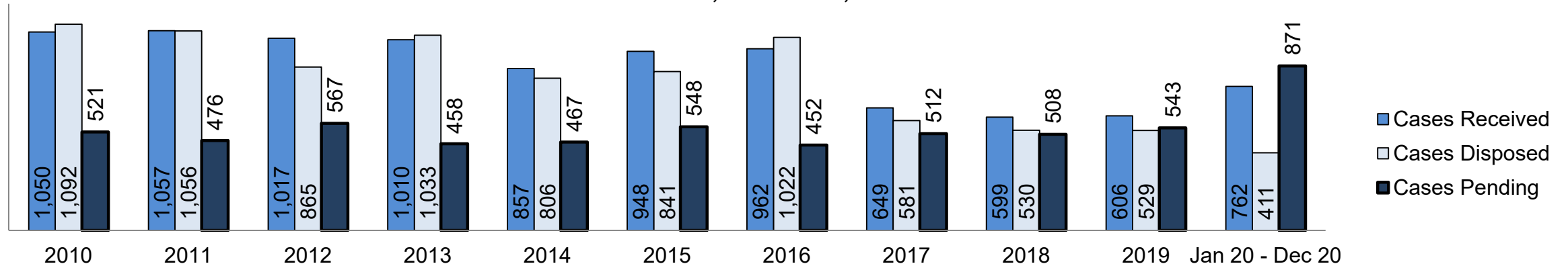
**ONTARIO COURT OF JUSTICE CRIMINAL MODERNIZATION COMMITTEE
WELLAND DASHBOARD¹⁹**

| Key Metric | | Jan 20 - Dec 20 | | 2014 Baseline Median* | Change from 2014 Baseline Median | |
|------------------------------------|---|-------------------------------------|--------------------|-----------------------|----------------------------------|--------|
| | | Percent | Cases ¹ | | | |
| Bail | Disposed cases that began in the Bail Phase | | 38.0% | 156 | 33.5% | 4.4% |
| | Bail cases with a bail outcome (release order or detention order) | Total | 46.8% | 73 | 50.7% | -3.9% |
| | | Bail Disposition with 1 appearance | 52.1% | 38 | 52.9% | -0.8% |
| | | Bail Disposition in 1-3 days | 61.6% | 45 | 73.8% | -12.1% |
| | Bail cases with no bail disposition but with a case disposition | Total | 53.2% | 83 | 49.3% | 3.9% |
| | | Case disposition in 1-3 appearances | 7.2% | 6 | 33.4% | -26.1% |
| | | Case disposition in 0-3 months | 26.5% | 22 | 77.3% | -50.8% |
| Case disposition rate before trial | | 97.6% | 81 | 91.8% | 5.8% | |
| Before Trial | Disposition rate (includes bail cases with case dispositions) | | 96.1% | 395 | 85.7% | 10.4% |
| | Disposed within 1-3 appearances (net of bench warrant cases) | | 38.9% | 70 | 47.2% | -8.3% |
| | Disposed within 0-3 months (net of bench warrant cases) | | 54.4% | 98 | 62.6% | -8.1% |
| Trial | Collapse Rate at Trial ² | | 81.3% | 13 | 66.9% | 14.3% |

| Cases Pending ³ as of December 31, 2020 | | Percent | Cases ¹ | Cases in the Pre-Trial Phase ⁴ | Cases in the Trial Phase ⁵ (including preliminary hearing) |
|--|----------------|---------------|--------------------|---|---|
| Age of All Pending Cases⁶ | 0-8 months | 81.1% | 706 | 705 | 1 |
| | 8-10 months | 4.7% | 41 | 41 | 0 |
| | 10-15 months | 7.6% | 66 | 64 | 2 |
| | 15-18 months | 3.4% | 30 | 29 | 1 |
| | Over 18 months | 3.2% | 28 | 25 | 3 |
| Total | | 100.0% | 871 | 864 | 7 |

ONTARIO COURT OF JUSTICE CRIMINAL MODERNIZATION COMMITTEE WELLAND DASHBOARD¹⁹

CASES RECEIVED⁷, DISPOSED⁸, AND PENDING³



Cases Received⁷ by Offence Group

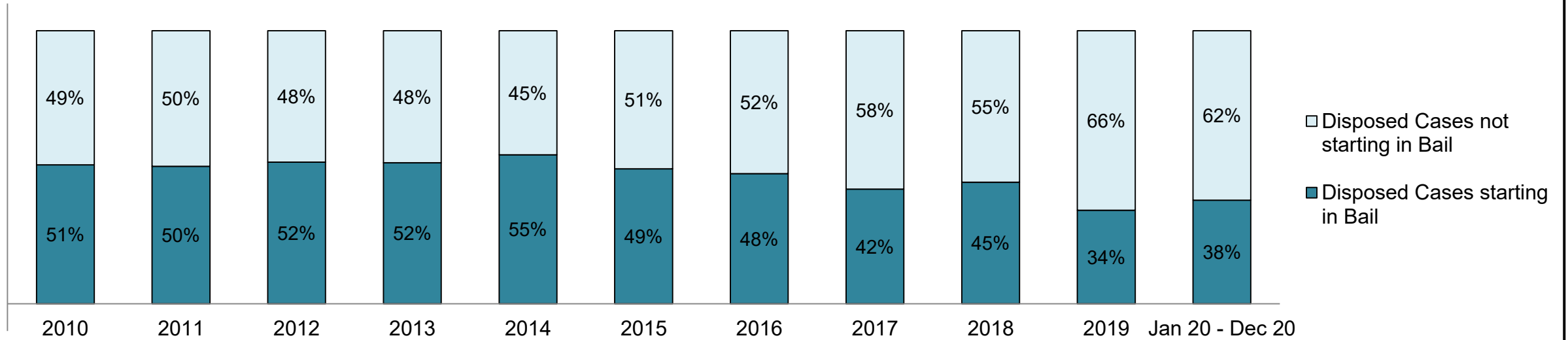
| Offence Group ⁹ | 2010 | 2011 | 2012 | 2013 | 2014 | 2015 | 2016 | 2017 | 2018 | 2019 | Jan 20 - Dec 20 |
|----------------------------|------|------|------|------|------|------|------|------|------|------|-----------------|
| Crimes Against The Person | 300 | 335 | 270 | 284 | 256 | 277 | 241 | 116 | 134 | 153 | 193 |
| Crimes Against Property | 245 | 258 | 268 | 224 | 161 | 222 | 171 | 169 | 172 | 165 | 189 |
| Administration of Justice | 220 | 190 | 208 | 255 | 201 | 208 | 278 | 185 | 162 | 136 | 207 |
| Other Criminal Code | 35 | 32 | 51 | 35 | 25 | 32 | 47 | 35 | 17 | 26 | 37 |
| Criminal Code Traffic | 151 | 127 | 119 | 101 | 100 | 111 | 144 | 107 | 71 | 99 | 84 |
| Federal Statute | 99 | 115 | 101 | 111 | 114 | 98 | 81 | 37 | 43 | 27 | 52 |

Cases Pending³ by Offence Group

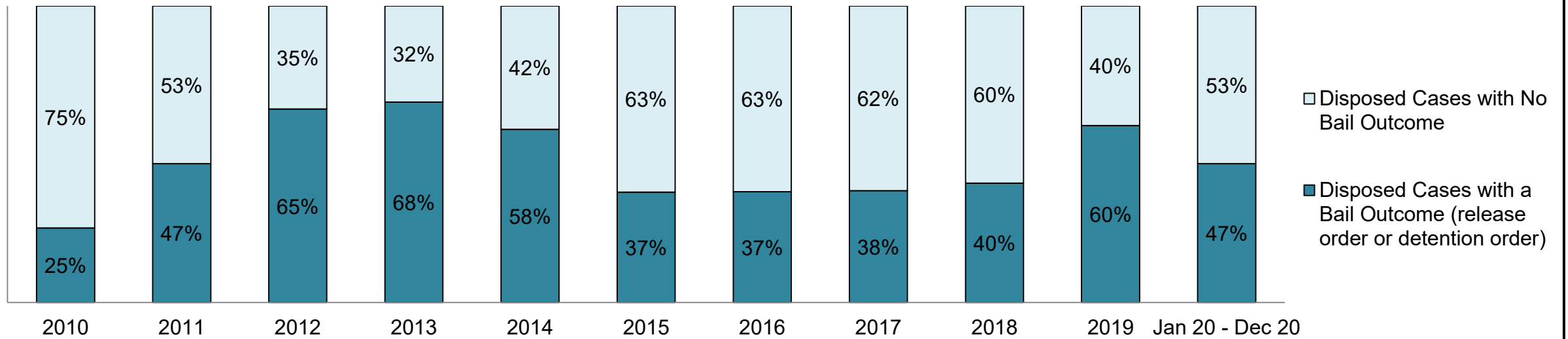
| Offence Group ⁹ | 2010 | 2011 | 2012 | 2013 | 2014 | 2015 | 2016 | 2017 | 2018 | 2019 | Jan 20 - Dec 20 |
|----------------------------|------|------|------|------|------|------|------|------|------|------|-----------------|
| Crimes Against The Person | 136 | 149 | 181 | 156 | 163 | 171 | 155 | 129 | 144 | 162 | 250 |
| Crimes Against Property | 137 | 101 | 127 | 90 | 85 | 145 | 97 | 146 | 154 | 148 | 220 |
| Administration of Justice | 80 | 71 | 78 | 65 | 71 | 70 | 81 | 102 | 101 | 115 | 213 |
| Other Criminal Code | 23 | 23 | 27 | 24 | 17 | 20 | 22 | 22 | 24 | 24 | 46 |
| Criminal Code Traffic | 74 | 48 | 61 | 56 | 55 | 53 | 64 | 71 | 49 | 54 | 93 |
| Federal Statute | 71 | 84 | 93 | 67 | 76 | 89 | 33 | 42 | 36 | 40 | 49 |

**ONTARIO COURT OF JUSTICE CRIMINAL MODERNIZATION COMMITTEE
WELLAND DASHBOARD¹⁹**

PERCENTAGE OF DISPOSED CASES⁸ STARTING IN BAIL

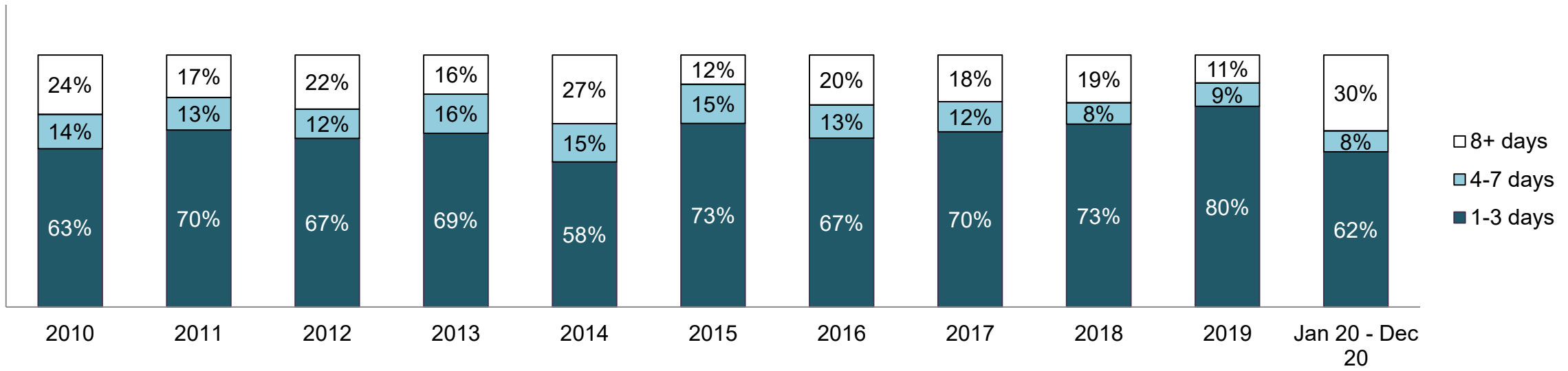


PERCENTAGE OF DISPOSED CASES⁸ STARTING IN BAIL BY BAIL OUTCOME

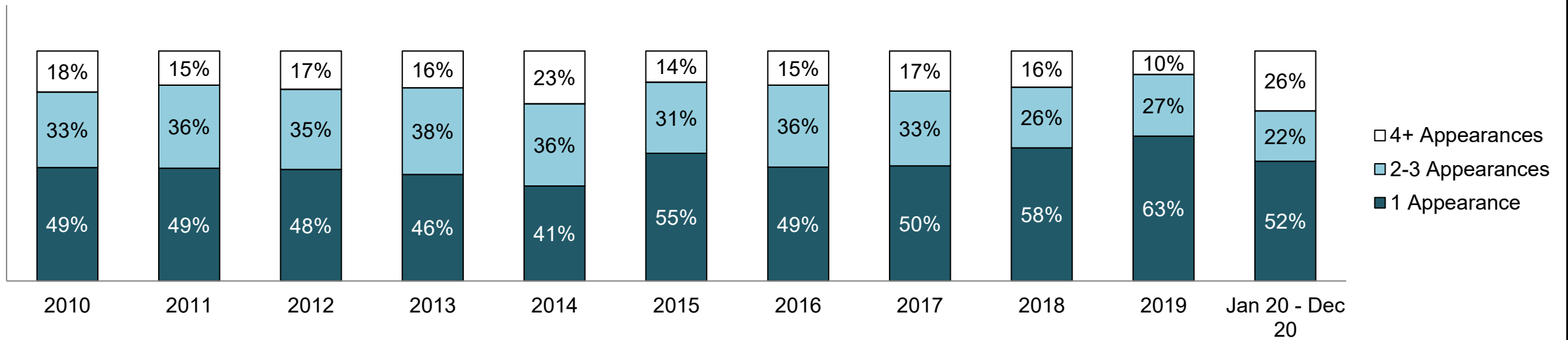


ONTARIO COURT OF JUSTICE CRIMINAL MODERNIZATION COMMITTEE WELLAND DASHBOARD¹⁹

PERCENTAGE OF BAIL CASES BY DAYS FROM FIRST BAIL APPEARANCE TO BAIL DISPOSITION

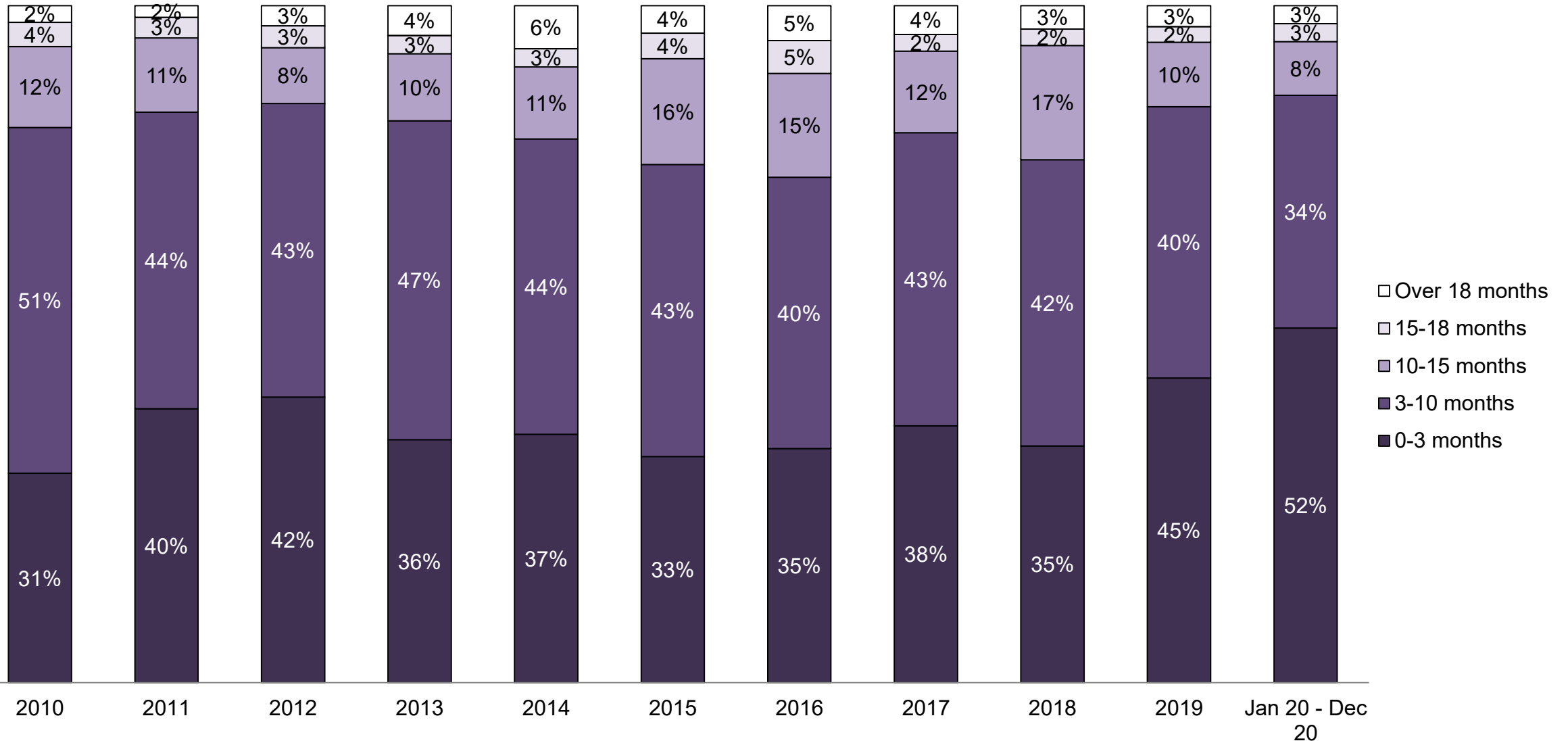


PERCENTAGE OF BAIL CASES BY NUMBER OF APPEARANCES FROM FIRST BAIL APPEARANCE TO BAIL DISPOSITION

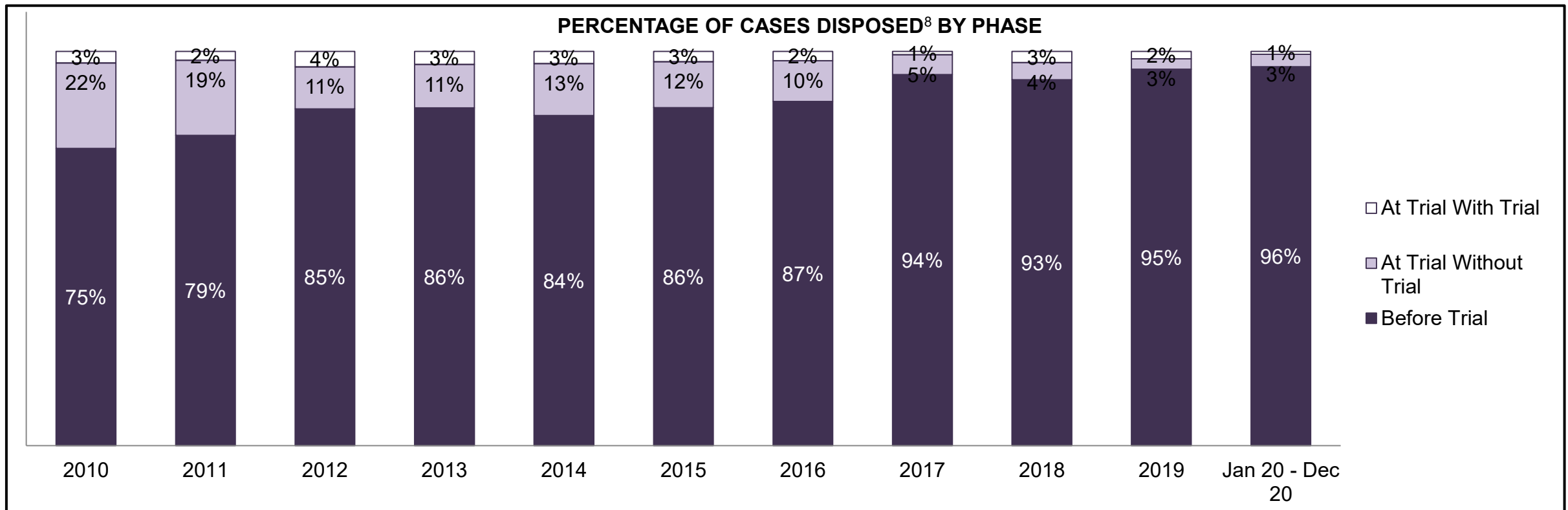


**ONTARIO COURT OF JUSTICE CRIMINAL MODERNIZATION COMMITTEE
WELLAND DASHBOARD¹⁹**

PERCENTAGE OF DISPOSED CASES⁸ BY MONTHS TO DISPOSITION¹⁰



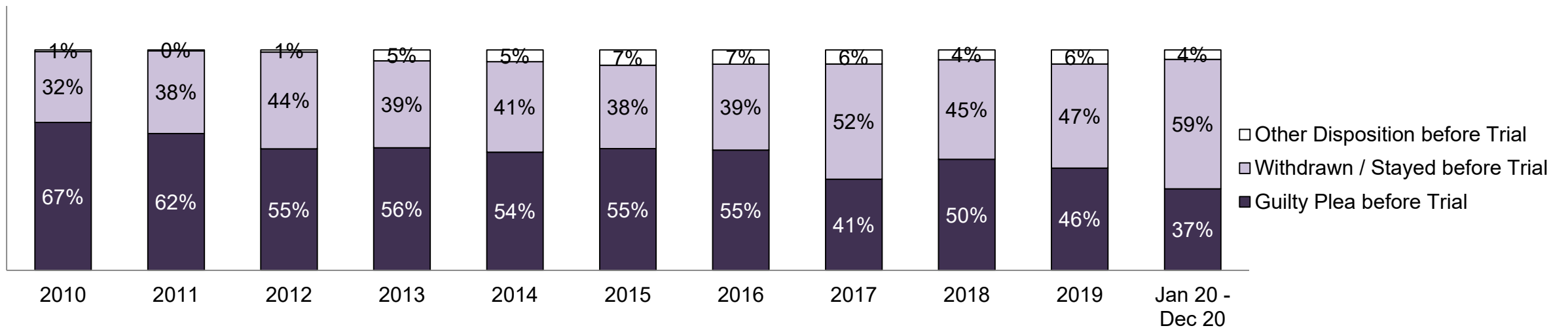
**ONTARIO COURT OF JUSTICE CRIMINAL MODERNIZATION COMMITTEE
WELLAND DASHBOARD¹⁹**



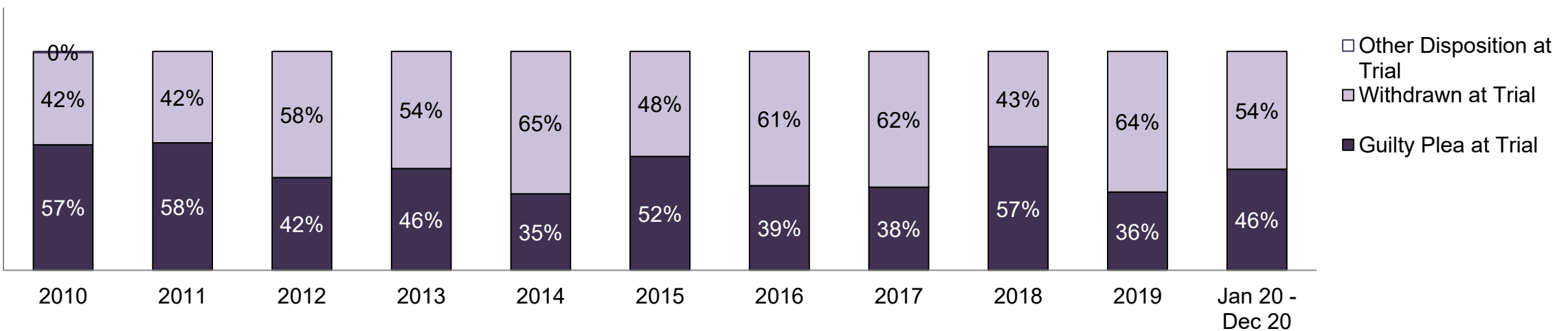
| Cases Disposed⁸ by Phase and Percentage of In-Custody¹¹, Out-of-Custody¹² Cases at Case Disposition | | | | | | | | | | | |
|---|-------------|-------------|-------------|-------------|-------------|-------------|-------------|-------------|-------------|-------------|------------------------|
| Phases | 2010 | 2011 | 2012 | 2013 | 2014 | 2015 | 2016 | 2017 | 2018 | 2019 | Jan 20 - Dec 20 |
| At Trial With Trial | 32 | 24 | 34 | 34 | 25 | 22 | 24 | 5 | 15 | 10 | 3 |
| In-Custody | 28% | 33% | 29% | 9% | 20% | 36% | 21% | 20% | 27% | 10% | 100% |
| Out-of-Custody | 72% | 67% | 71% | 91% | 80% | 64% | 79% | 80% | 73% | 90% | 0% |
| At Trial Without Trial | 237 | 201 | 92 | 114 | 106 | 98 | 106 | 29 | 23 | 14 | 13 |
| In-Custody | 27% | 26% | 16% | 13% | 11% | 37% | 31% | 21% | 30% | 21% | 15% |
| Out-of-Custody | 73% | 74% | 84% | 87% | 89% | 63% | 69% | 79% | 70% | 79% | 85% |
| Before Trial | 823 | 831 | 739 | 885 | 675 | 721 | 892 | 547 | 492 | 505 | 395 |
| In-Custody | 42% | 28% | 19% | 19% | 26% | 31% | 30% | 27% | 27% | 14% | 21% |
| Out-of-Custody | 58% | 72% | 81% | 81% | 74% | 69% | 70% | 73% | 73% | 86% | 79% |

ONTARIO COURT OF JUSTICE CRIMINAL MODERNIZATION COMMITTEE WELLAND DASHBOARD¹⁹

PERCENTAGE OF CASES DISPOSED⁸ BEFORE TRIAL BY OUTCOME

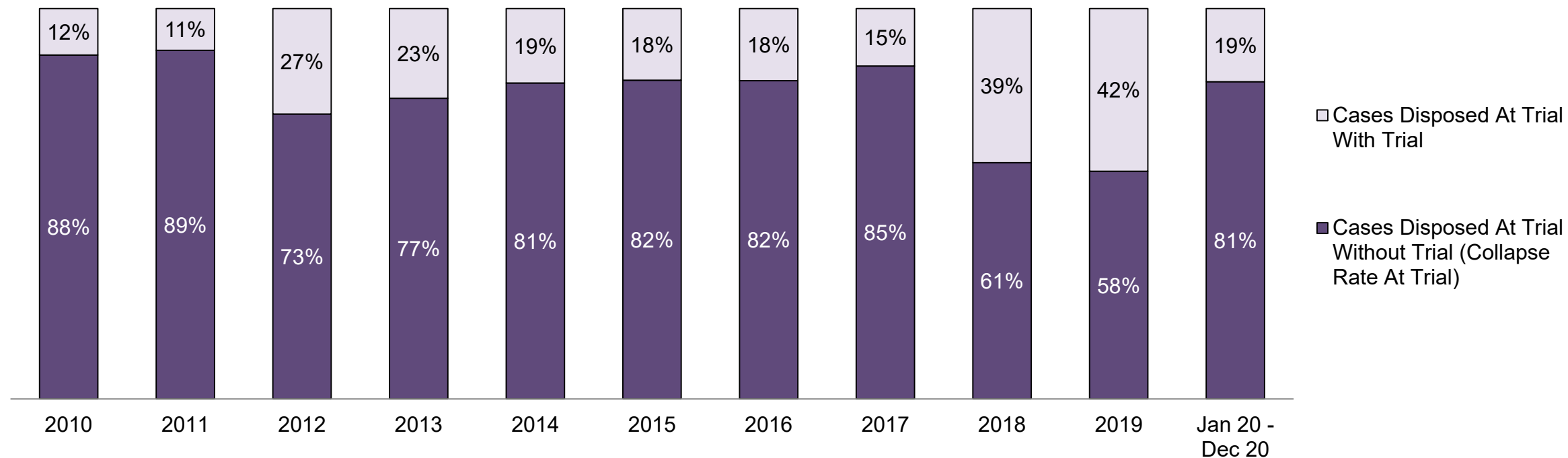


PERCENTAGE OF CASES DISPOSED⁸ AT TRIAL WITHOUT TRIAL (CASES COLLAPSED AT TRIAL) BY OUTCOME



ONTARIO COURT OF JUSTICE CRIMINAL MODERNIZATION COMMITTEE WELLAND DASHBOARD¹⁹

PERCENTAGE OF CASES DISPOSED⁸ BY PHASE FOR CASES SET FOR TRIAL¹³

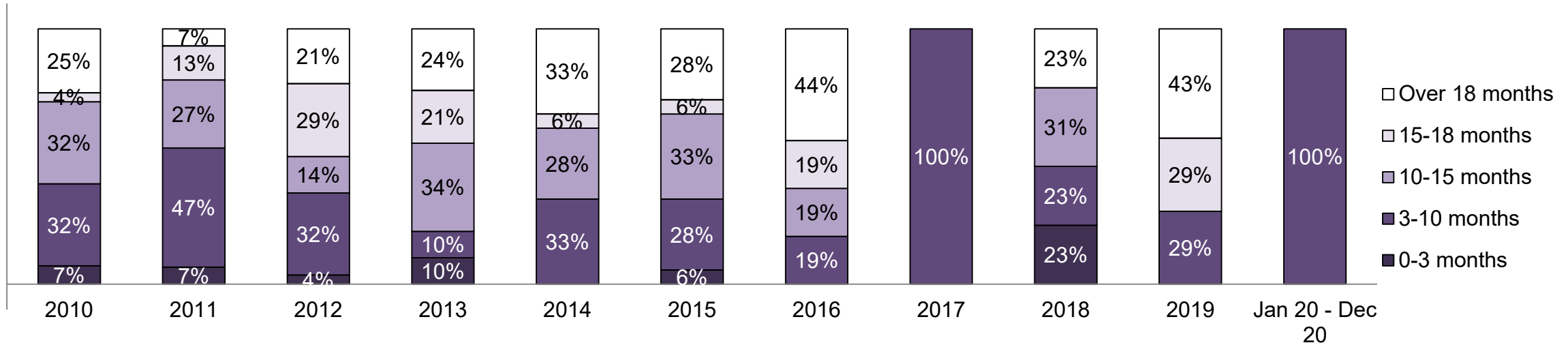


Percentage of Cases Disposed⁸ At Trial Without Trial (Collapse Rate At Trial²) by Offence Group At Disposition

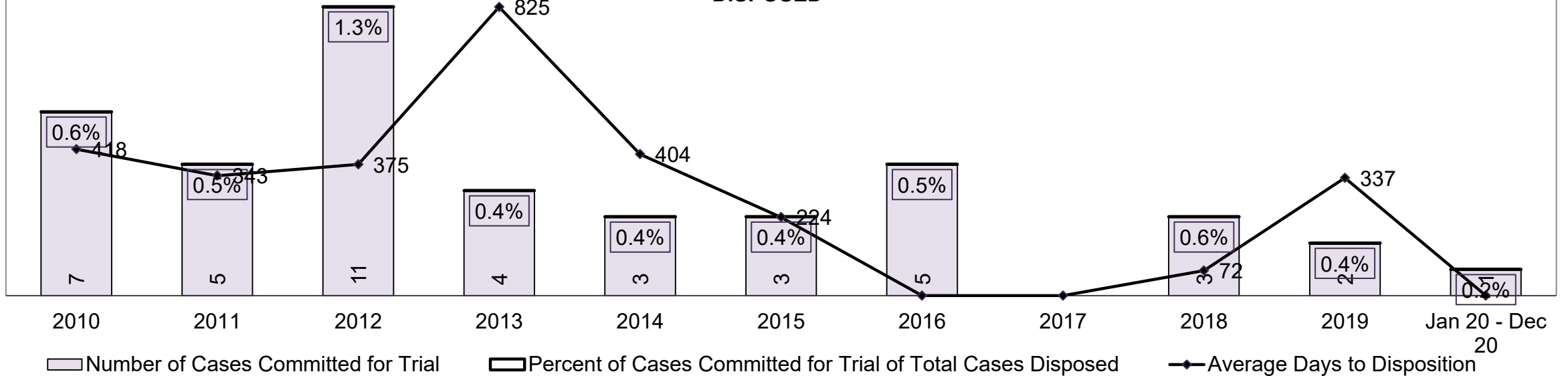
| Offence Group at Disposition ¹⁴ | 2010 | 2011 | 2012 | 2013 | 2014 | 2015 | 2016 | 2017 | 2018 | 2019 | Jan 20 - Dec 20 |
|--|-------------|-------------|-------------|-------------|-------------|-------------|-------------|-------------|-------------|-------------|-----------------|
| Crimes Against The Person | 36% | 27% | 42% | 39% | 50% | 53% | 45% | 41% | 53% | 50% | 44% |
| Crimes Against Property | 18% | 28% | 13% | 11% | 13% | 10% | 11% | 15% | 21% | 17% | 25% |
| Administration of Justice | 17% | 16% | 12% | 8% | 8% | 9% | 10% | 6% | 8% | 0% | 6% |
| Other Criminal Code | 6% | 4% | 6% | 7% | 3% | 3% | 5% | 9% | 3% | 4% | 6% |
| Criminal Code Traffic | 17% | 17% | 15% | 16% | 20% | 15% | 12% | 29% | 11% | 13% | 0% |
| Federal Statute | 5% | 8% | 12% | 19% | 7% | 10% | 18% | 0% | 5% | 17% | 19% |
| Total | 100% | 100% | 100% | 100% | 100% | 100% | 100% | 100% | 100% | 100% | 100% |

ONTARIO COURT OF JUSTICE CRIMINAL MODERNIZATION COMMITTEE WELLAND DASHBOARD¹⁹

PERCENTAGE OF CASES DISPOSED⁸ AT TRIAL WITH TRIAL BY MONTHS TO DISPOSITION¹⁰



NUMBER, PERCENTAGE, & AVERAGE DAYS TO DISPOSITION¹⁵ OF CASES COMMITTED FOR TRIAL¹⁶ OF TOTAL CASES DISPOSED⁸



**ONTARIO COURT OF JUSTICE CRIMINAL MODERNIZATION COMMITTEE
WELLAND DASHBOARD¹⁹
CASES PENDING AS OF DECEMBER 31, 2020**

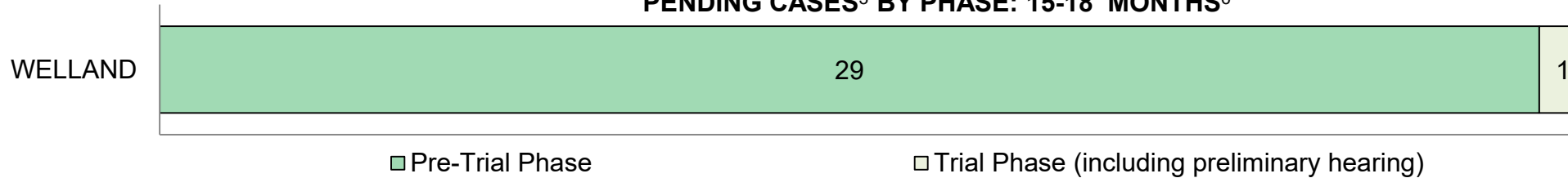
PERCENTAGE OF PENDING CASES³ BY PENDING AGE⁶




Pending Cases³ by Pending Age⁶ and Percentage of Pending Cases In-Custody¹⁷ and Out-of-Custody¹⁸

| Court Location | Over 18 months | 15-18 months | 10-15 months | 8-10 months | 0-8 months | Total |
|----------------|----------------|--------------|--------------|-------------|------------|------------|
| WELLAND | 28 | 30 | 66 | 41 | 706 | 871 |
| In-Custody | 7% | 7% | 29% | 15% | 19% | 18% |
| Out-of-Custody | 93% | 93% | 71% | 85% | 81% | 82% |

PENDING CASES³ BY PHASE: 15-18 MONTHS⁶



PENDING CASES³ BY PHASE: OVER 18 MONTHS⁶



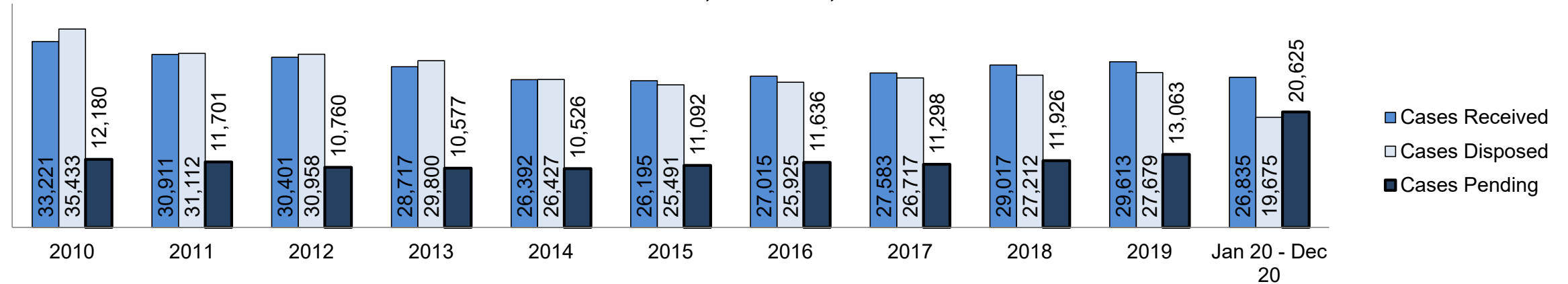
**ONTARIO COURT OF JUSTICE CRIMINAL MODERNIZATION COMMITTEE
EAST DASHBOARD¹⁹**

| Key Metric | | Jan 20 - Dec 20 | | 2014 Baseline Regional Median* | Change from 2014 Regional Median | |
|------------------------------------|---|-------------------------------------|--------------------|-----------------------------------|-------------------------------------|--------|
| | | Percent | Cases ¹ | | | |
| Bail | Disposed cases that began in the Bail Phase | | 41.7% | 8,207 | 40.7% | 1.0% |
| | Bail cases with a bail outcome (release order or detention order) | Total | 49.5% | 4,060 | 50.9% | -1.4% |
| | | Bail Disposition with 1 appearance | 48.6% | 1,973 | 54.9% | -6.3% |
| | | Bail Disposition in 1-3 days | 61.1% | 2,481 | 72.8% | -11.7% |
| | Bail cases with no bail disposition but with a case disposition | Total | 50.5% | 4,147 | 49.1% | 1.4% |
| | | Case disposition in 1-3 appearances | 18.8% | 779 | 29.9% | -11.1% |
| | | Case disposition in 0-3 months | 71.9% | 2,981 | 79.1% | -7.2% |
| Case disposition rate before trial | | 94.5% | 3,920 | 92.2% | 2.3% | |
| Before Trial | Disposition rate (includes bail cases with case dispositions) | | 89.9% | 17,691 | 84.5% | 5.4% |
| | Disposed within 1-3 appearances (net of bench warrant cases) | | 34.4% | 3,989 | 38.1% | -3.7% |
| | Disposed within 0-3 months (net of bench warrant cases) | | 60.9% | 7,049 | 62.3% | -1.4% |
| Trial | Collapse Rate at Trial ² | | 65.2% | 1,294 | 61.0% | 4.2% |

| Cases Pending ³ as of December 31, 2020 | | Percent | Cases ¹ | Cases in the Pre-Trial Phase ⁴ | Cases in the Trial Phase ⁵ (including preliminary hearing) |
|--|----------------|---------------|--------------------|--|--|
| Age of All Pending Cases⁶ | 0-8 months | 73.2% | 15,091 | 14,887 | 204 |
| | 8-10 months | 7.2% | 1,495 | 1,376 | 119 |
| | 10-15 months | 9.8% | 2,022 | 1,659 | 363 |
| | 15-18 months | 3.5% | 724 | 457 | 267 |
| | Over 18 months | 6.3% | 1,293 | 577 | 716 |
| Total | | 100.0% | 20,625 | 18,956 | 1,669 |

ONTARIO COURT OF JUSTICE CRIMINAL MODERNIZATION COMMITTEE EAST DASHBOARD¹⁹

CASES RECEIVED⁷, DISPOSED⁸, AND PENDING³



Cases Received⁷ by Offence Group

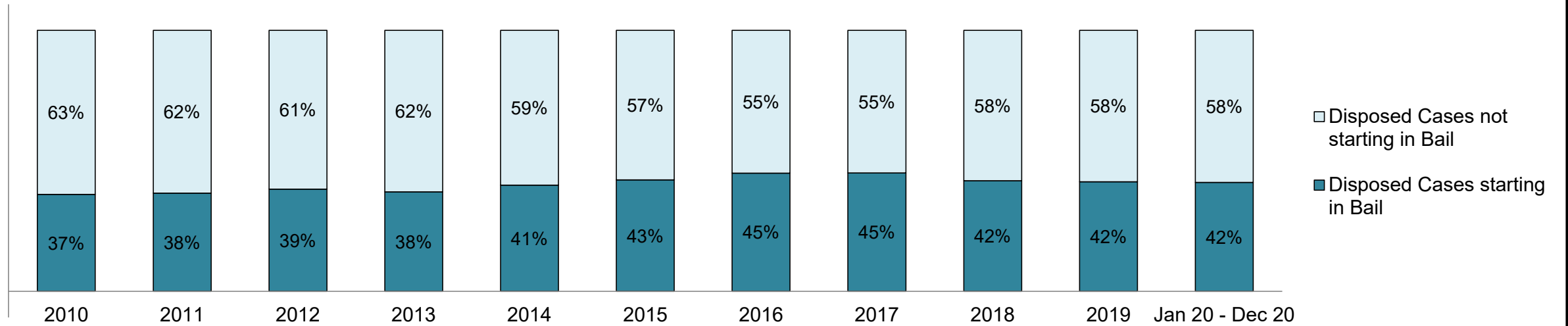
| Offence Group ⁹ | 2010 | 2011 | 2012 | 2013 | 2014 | 2015 | 2016 | 2017 | 2018 | 2019 | Jan 20 - Dec 20 |
|----------------------------|-------|-------|-------|-------|-------|-------|-------|-------|-------|-------|-----------------|
| Crimes Against The Person | 7,984 | 7,599 | 7,604 | 7,007 | 6,689 | 6,797 | 6,848 | 7,062 | 7,286 | 7,624 | 7,361 |
| Crimes Against Property | 7,291 | 6,713 | 6,707 | 6,360 | 5,795 | 5,529 | 6,131 | 5,962 | 6,270 | 6,856 | 5,612 |
| Administration of Justice | 9,545 | 8,542 | 8,523 | 8,333 | 7,527 | 7,538 | 7,942 | 8,782 | 9,999 | 9,426 | 7,872 |
| Other Criminal Code | 1,745 | 1,731 | 1,605 | 1,609 | 1,370 | 1,437 | 1,366 | 1,340 | 1,304 | 1,595 | 1,549 |
| Criminal Code Traffic | 2,792 | 2,642 | 2,459 | 2,296 | 2,118 | 2,170 | 2,218 | 2,171 | 2,292 | 2,361 | 2,422 |
| Federal Statute | 3,864 | 3,684 | 3,503 | 3,112 | 2,893 | 2,724 | 2,510 | 2,266 | 1,866 | 1,751 | 2,019 |

Cases Pending³ by Offence Group

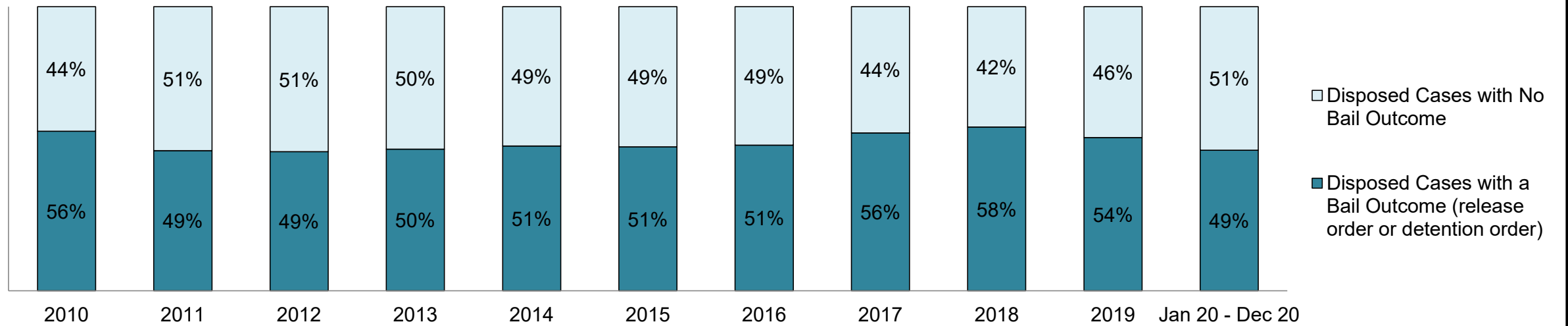
| Offence Group ⁹ | 2010 | 2011 | 2012 | 2013 | 2014 | 2015 | 2016 | 2017 | 2018 | 2019 | Jan 20 - Dec 20 |
|----------------------------|-------|-------|-------|-------|-------|-------|-------|-------|-------|-------|-----------------|
| Crimes Against The Person | 3,685 | 3,467 | 3,313 | 3,293 | 3,324 | 3,659 | 3,851 | 3,896 | 4,040 | 4,528 | 6,663 |
| Crimes Against Property | 2,303 | 2,246 | 2,123 | 2,042 | 2,150 | 2,120 | 2,356 | 2,085 | 2,428 | 2,767 | 4,089 |
| Administration of Justice | 2,244 | 2,137 | 1,955 | 1,964 | 1,946 | 2,070 | 2,173 | 2,303 | 2,701 | 2,699 | 4,634 |
| Other Criminal Code | 756 | 806 | 714 | 768 | 675 | 705 | 750 | 661 | 650 | 782 | 1,306 |
| Criminal Code Traffic | 1,356 | 1,199 | 1,083 | 1,090 | 1,054 | 1,147 | 1,240 | 1,232 | 1,167 | 1,267 | 2,265 |
| Federal Statute | 1,836 | 1,846 | 1,572 | 1,420 | 1,377 | 1,391 | 1,266 | 1,121 | 940 | 1,020 | 1,668 |

**ONTARIO COURT OF JUSTICE CRIMINAL MODERNIZATION COMMITTEE
EAST DASHBOARD¹⁹**

PERCENTAGE OF DISPOSED CASES⁸ STARTING IN BAIL

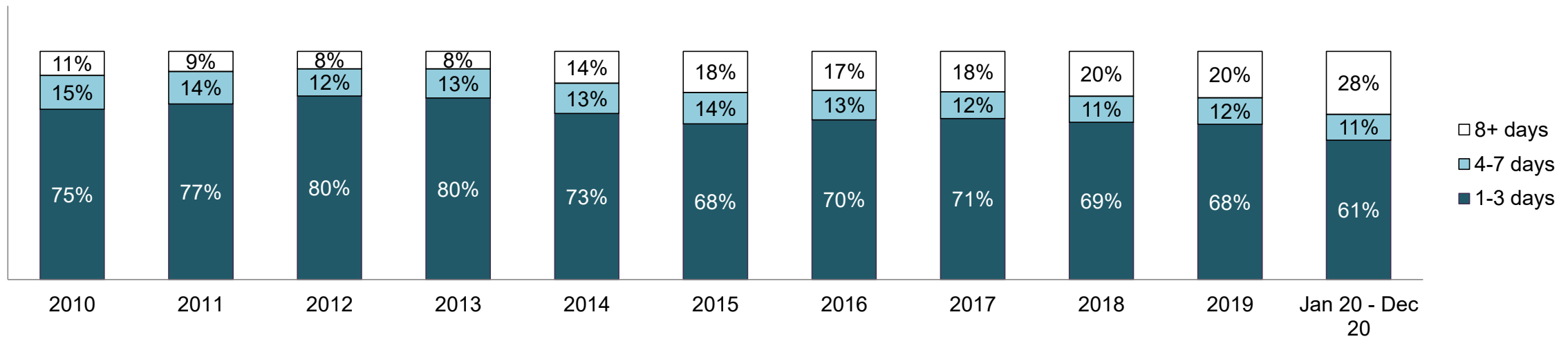


PERCENTAGE OF DISPOSED CASES⁸ STARTING IN BAIL BY BAIL OUTCOME

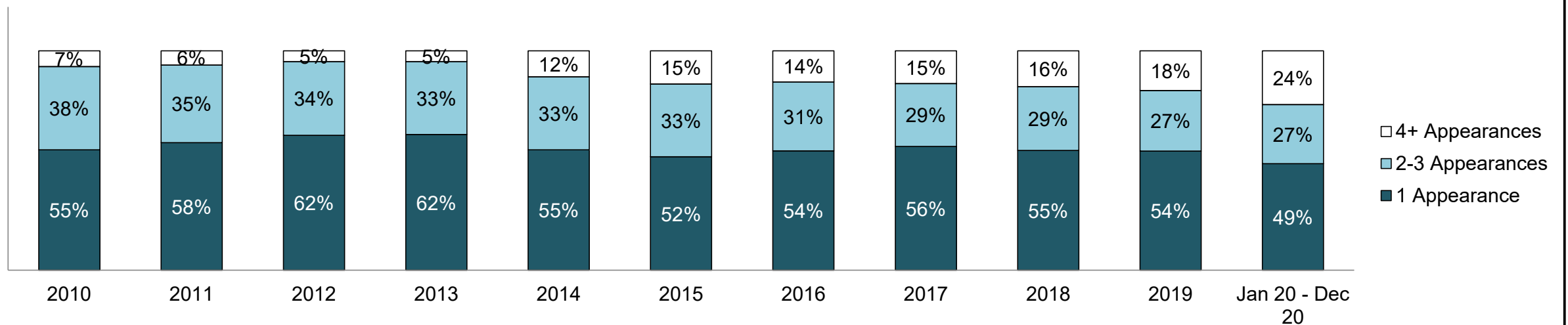


ONTARIO COURT OF JUSTICE CRIMINAL MODERNIZATION COMMITTEE EAST DASHBOARD¹⁹

PERCENTAGE OF BAIL CASES BY DAYS FROM FIRST BAIL APPEARANCE TO BAIL DISPOSITION

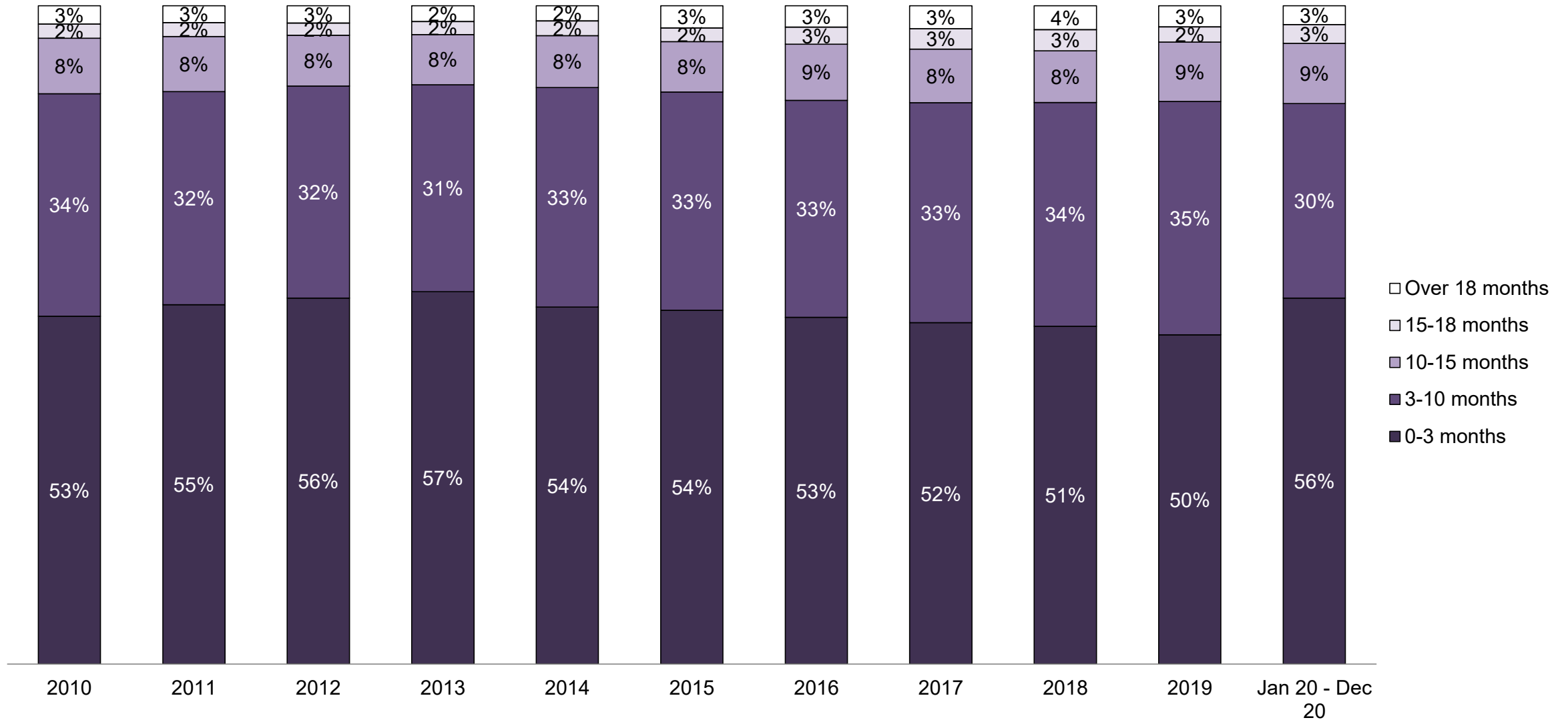


PERCENTAGE OF BAIL CASES BY NUMBER OF APPEARANCES FROM FIRST BAIL APPEARANCE TO BAIL DISPOSITION

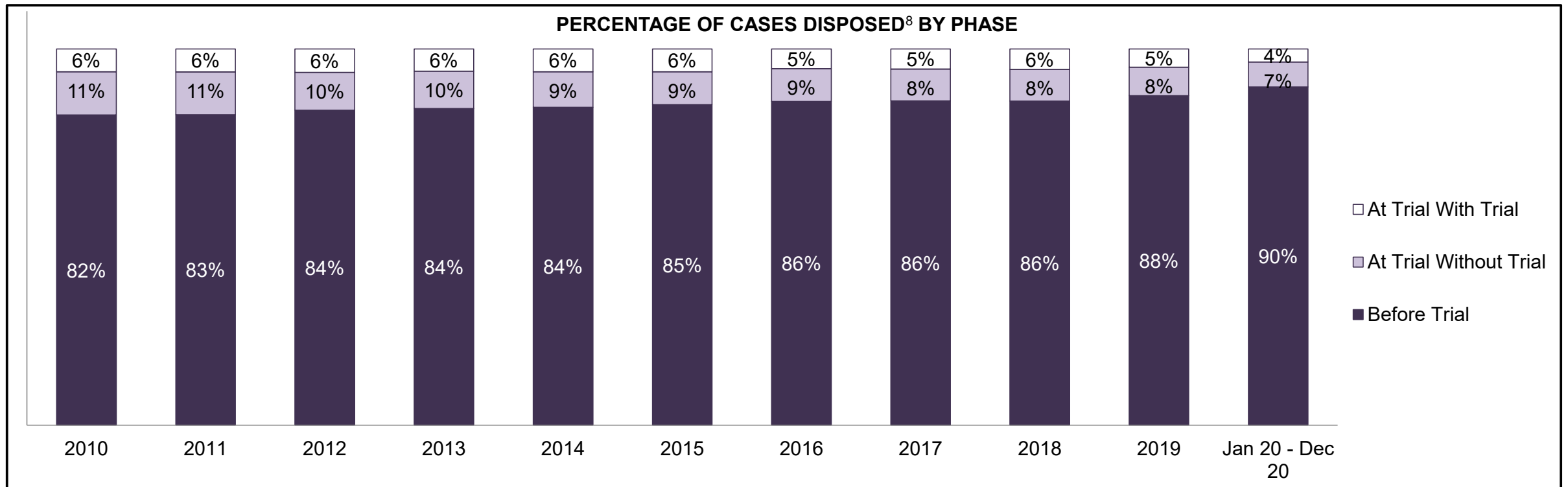


ONTARIO COURT OF JUSTICE CRIMINAL MODERNIZATION COMMITTEE EAST DASHBOARD¹⁹

PERCENTAGE OF DISPOSED CASES⁸ BY MONTHS TO DISPOSITION¹⁰



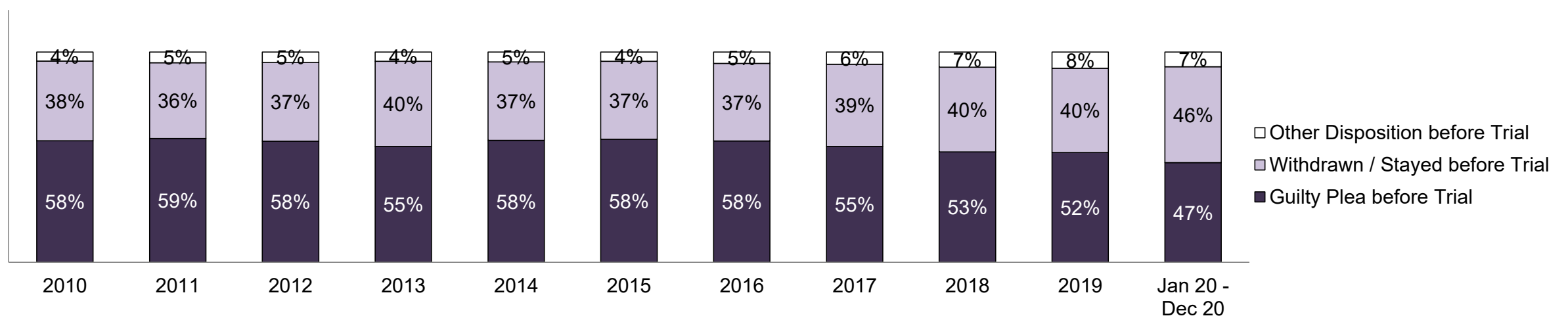
ONTARIO COURT OF JUSTICE CRIMINAL MODERNIZATION COMMITTEE EAST DASHBOARD¹⁹



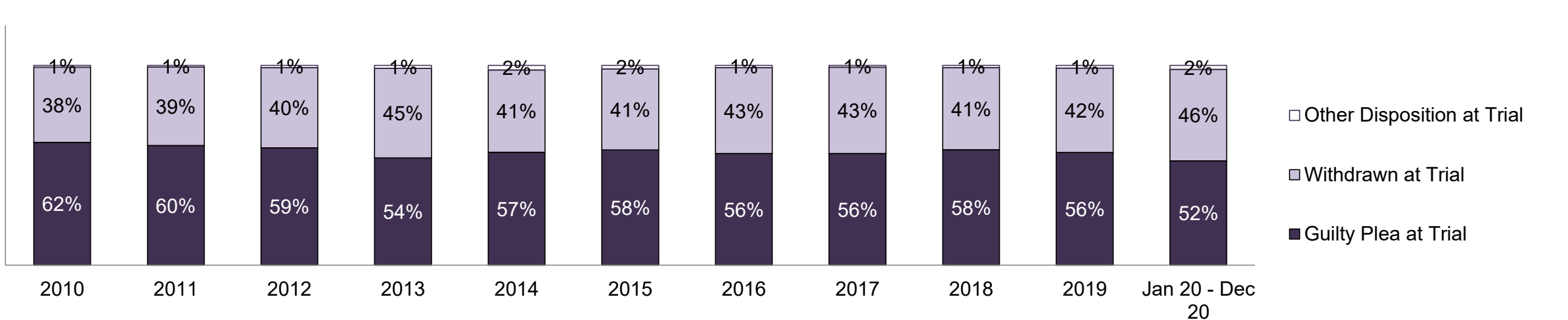
| Cases Disposed ⁸ by Phase and Percentage of In-Custody ¹¹ , Out-of-Custody ¹² Cases at Case Disposition | | | | | | | | | | | |
|--|--------|--------|--------|--------|--------|--------|--------|--------|--------|--------|-----------------|
| Phases | 2010 | 2011 | 2012 | 2013 | 2014 | 2015 | 2016 | 2017 | 2018 | 2019 | Jan 20 - Dec 20 |
| At Trial With Trial | 2,161 | 1,902 | 1,929 | 1,770 | 1,601 | 1,557 | 1,368 | 1,430 | 1,497 | 1,352 | 690 |
| In-Custody | 16% | 15% | 16% | 15% | 12% | 13% | 11% | 12% | 10% | 12% | 18% |
| Out-of-Custody | 84% | 85% | 84% | 85% | 88% | 87% | 89% | 88% | 90% | 88% | 82% |
| At Trial Without Trial | 4,060 | 3,535 | 3,106 | 2,947 | 2,502 | 2,215 | 2,257 | 2,260 | 2,270 | 2,090 | 1,294 |
| In-Custody | 14% | 15% | 14% | 15% | 14% | 12% | 13% | 11% | 10% | 11% | 12% |
| Out-of-Custody | 86% | 85% | 86% | 85% | 86% | 88% | 87% | 89% | 90% | 89% | 88% |
| Before Trial | 29,212 | 25,675 | 25,923 | 25,083 | 22,324 | 21,719 | 22,300 | 23,027 | 23,445 | 24,237 | 17,691 |
| In-Custody | 22% | 23% | 25% | 24% | 24% | 25% | 26% | 24% | 22% | 23% | 25% |
| Out-of-Custody | 78% | 77% | 75% | 76% | 76% | 75% | 74% | 76% | 78% | 77% | 75% |

ONTARIO COURT OF JUSTICE CRIMINAL MODERNIZATION COMMITTEE EAST DASHBOARD¹⁹

PERCENTAGE OF CASES DISPOSED⁸ BEFORE TRIAL BY OUTCOME

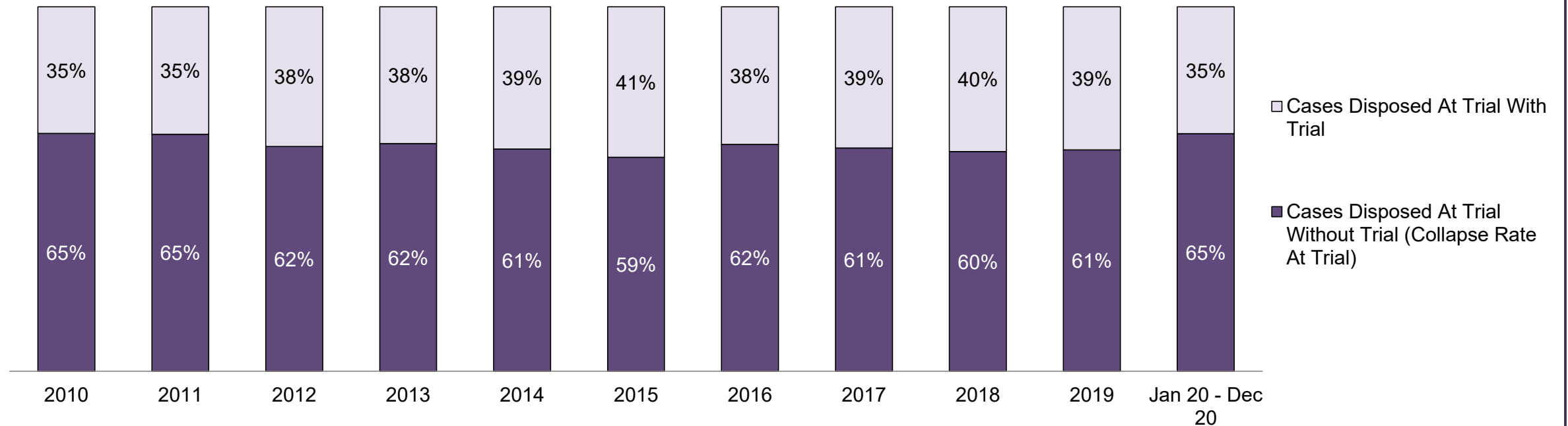


PERCENTAGE OF CASES DISPOSED⁸ AT TRIAL WITHOUT TRIAL (CASES COLLAPSED AT TRIAL) BY OUTCOME



**ONTARIO COURT OF JUSTICE CRIMINAL MODERNIZATION COMMITTEE
EAST DASHBOARD¹⁹**

PERCENTAGE OF CASES DISPOSED⁸ BY PHASE FOR CASES SET FOR TRIAL¹³

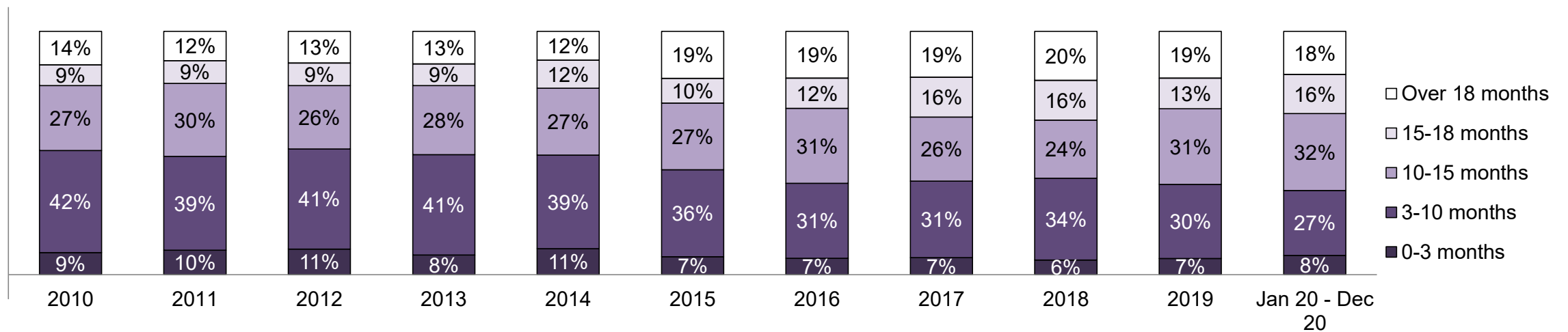


Percentage of Cases Disposed⁸ At Trial Without Trial (Collapse Rate At Trial²) by Offence Group At Disposition

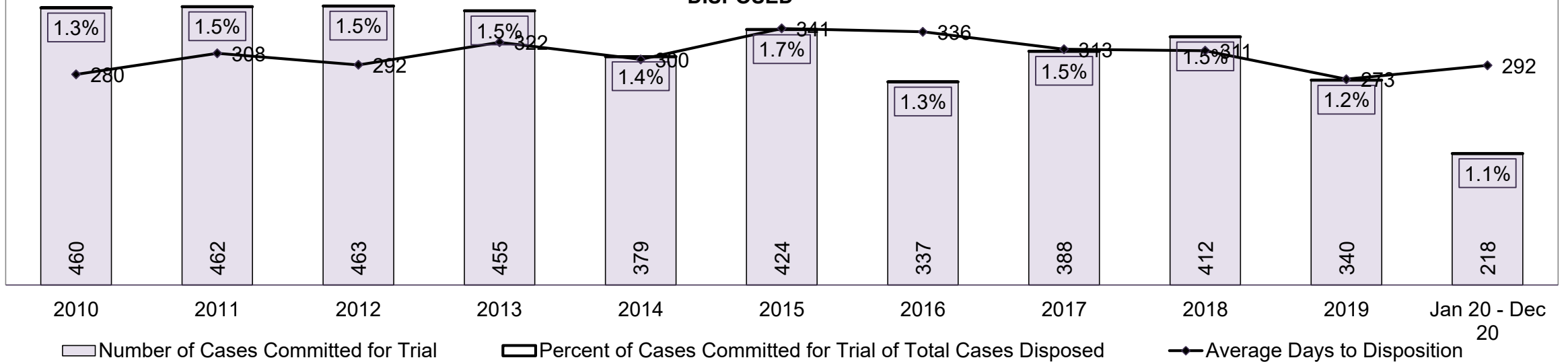
| Offence Group at Disposition ¹⁴ | 2010 | 2011 | 2012 | 2013 | 2014 | 2015 | 2016 | 2017 | 2018 | 2019 | Jan 20 - Dec 20 |
|--|-------------|-------------|-------------|-------------|-------------|-------------|-------------|-------------|-------------|-------------|-----------------|
| Crimes Against The Person | 36% | 38% | 38% | 40% | 41% | 40% | 41% | 44% | 44% | 44% | 48% |
| Crimes Against Property | 14% | 12% | 12% | 13% | 12% | 12% | 13% | 11% | 12% | 12% | 9% |
| Administration of Justice | 15% | 16% | 15% | 16% | 15% | 16% | 15% | 15% | 16% | 16% | 14% |
| Other Criminal Code | 6% | 7% | 7% | 8% | 7% | 7% | 6% | 6% | 6% | 6% | 7% |
| Criminal Code Traffic | 18% | 15% | 15% | 14% | 14% | 14% | 14% | 14% | 15% | 14% | 12% |
| Federal Statute | 10% | 12% | 13% | 10% | 11% | 10% | 11% | 10% | 8% | 8% | 10% |
| Total | 100% | 100% | 100% | 100% | 100% | 100% | 100% | 100% | 100% | 100% | 100% |

ONTARIO COURT OF JUSTICE CRIMINAL MODERNIZATION COMMITTEE EAST DASHBOARD¹⁹

PERCENTAGE OF CASES DISPOSED⁸ AT TRIAL WITH TRIAL BY MONTHS TO DISPOSITION¹⁰

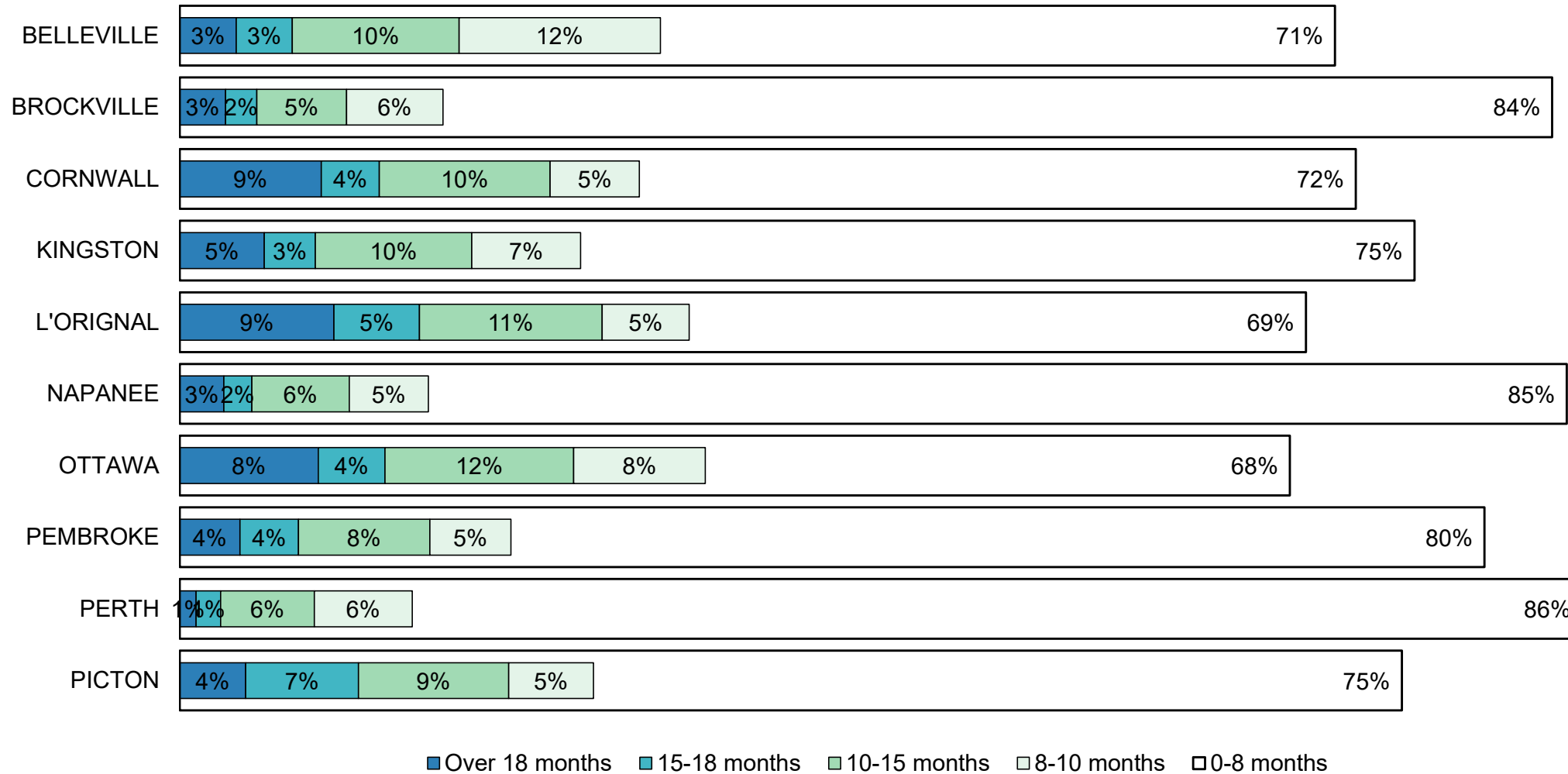


NUMBER, PERCENTAGE, & AVERAGE DAYS TO DISPOSITION¹⁵ OF CASES COMMITTED FOR TRIAL¹⁶ OF TOTAL CASES DISPOSED⁸



**ONTARIO COURT OF JUSTICE CRIMINAL MODERNIZATION COMMITTEE
EAST DASHBOARD¹⁹
CASES PENDING AS OF DECEMBER 31, 2020**

PERCENTAGE OF PENDING CASES³ BY PENDING AGE⁶



ONTARIO COURT OF JUSTICE CRIMINAL MODERNIZATION COMMITTEE
EAST DASHBOARD¹⁹
CASES PENDING AS OF DECEMBER 31, 2020

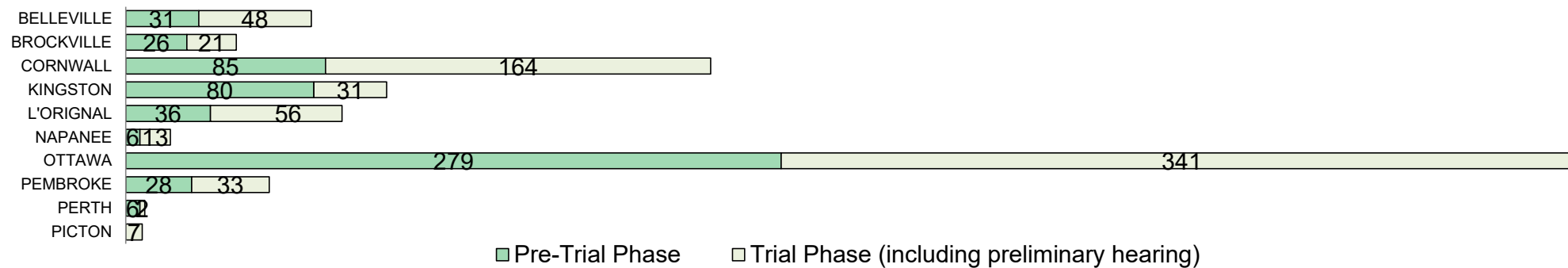
| Pending Cases ³ by Pending Age ⁶ and Percentage of Pending Cases In-Custody ¹⁷ and Out-of-Custody ¹⁸ | | | | | | |
|--|----------------|--------------|--------------|--------------|---------------|---------------|
| Location | Over 18 months | 15-18 months | 10-15 months | 8-10 months | 0-8 months | Total |
| EAST | 1,293 | 724 | 2,022 | 1,495 | 15,091 | 20,625 |
| In-Custody | 11% | 11% | 12% | 12% | 13% | 13% |
| Out-of-Custody | 89% | 89% | 88% | 88% | 87% | 87% |
| BELLEVILLE | 79 | 78 | 233 | 281 | 1,613 | 2,284 |
| BROCKVILLE | 47 | 32 | 92 | 99 | 1,408 | 1,678 |
| CORNWALL | 249 | 102 | 301 | 157 | 2,070 | 2,879 |
| KINGSTON | 111 | 67 | 205 | 143 | 1,620 | 2,146 |
| L'ORIGNAL | 92 | 51 | 109 | 52 | 672 | 976 |
| NAPANEE | 19 | 12 | 42 | 34 | 597 | 704 |
| OTTAWA | 620 | 299 | 845 | 590 | 4,973 | 7,327 |
| PEMBROKE | 61 | 59 | 133 | 82 | 1,320 | 1,655 |
| PERTH | 8 | 12 | 46 | 48 | 688 | 802 |
| PICTON | 7 | 12 | 16 | 9 | 130 | 174 |

**ONTARIO COURT OF JUSTICE CRIMINAL MODERNIZATION COMMITTEE
EAST DASHBOARD¹⁹
CASES PENDING AS OF DECEMBER 31, 2020**

PENDING CASES³ BY PHASE: 15-18 MONTHS⁶



PENDING CASES³ BY PHASE: OVER 18 MONTHS⁶



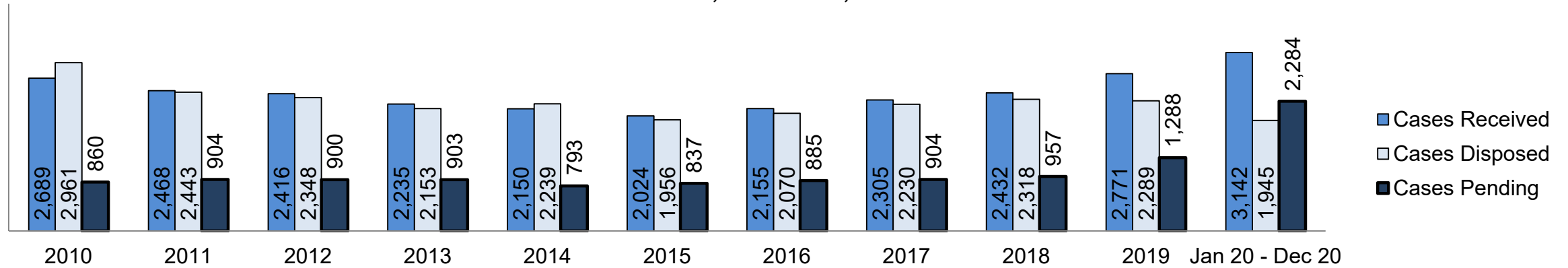
**ONTARIO COURT OF JUSTICE CRIMINAL MODERNIZATION COMMITTEE
BELLEVILLE DASHBOARD¹⁹**

| Key Metric | | Jan 20 - Dec 20 | | 2014 Baseline Median* | Change from 2014 Baseline Median | |
|---------------------|---|-------------------------------------|--------------------|-----------------------|----------------------------------|--------|
| | | Percent | Cases ¹ | | | |
| Bail | Disposed cases that began in the Bail Phase | | 45.1% | 877 | 42.6% | 2.5% |
| | Bail cases with a bail outcome (release order or detention order) | Total | 53.9% | 473 | 47.8% | 6.2% |
| | | Bail Disposition with 1 appearance | 36.6% | 173 | 48.8% | -12.2% |
| | | Bail Disposition in 1-3 days | 50.1% | 237 | 72.1% | -22.0% |
| | Bail cases with no bail disposition but with a case disposition | Total | 46.1% | 404 | 52.2% | -6.2% |
| | | Case disposition in 1-3 appearances | 12.9% | 52 | 35.3% | -22.4% |
| | | Case disposition in 0-3 months | 71.0% | 287 | 81.3% | -10.3% |
| | | Case disposition rate before trial | 94.3% | 381 | 90.5% | 3.8% |
| Before Trial | Disposition rate (includes bail cases with case dispositions) | | 89.4% | 1,739 | 82.9% | 6.5% |
| | Disposed within 1-3 appearances (net of bench warrant cases) | | 20.1% | 230 | 39.0% | -18.9% |
| | Disposed within 0-3 months (net of bench warrant cases) | | 53.0% | 606 | 67.5% | -14.5% |
| Trial | Collapse Rate at Trial ² | | 73.8% | 152 | 70.0% | 3.8% |

| Cases Pending ³ as of December 31, 2020 | | Percent | Cases ¹ | Cases in the Pre-Trial Phase ⁴ | Cases in the Trial Phase ⁵ (including preliminary hearing) |
|--|----------------|---------------|--------------------|---|---|
| Age of All Pending Cases⁶ | 0-8 months | 70.6% | 1,613 | 1,593 | 20 |
| | 8-10 months | 12.3% | 281 | 268 | 13 |
| | 10-15 months | 10.2% | 233 | 189 | 44 |
| | 15-18 months | 3.4% | 78 | 47 | 31 |
| | Over 18 months | 3.5% | 79 | 31 | 48 |
| Total | | 100.0% | 2,284 | 2,128 | 156 |

ONTARIO COURT OF JUSTICE CRIMINAL MODERNIZATION COMMITTEE BELLEVILLE DASHBOARD¹⁹

CASES RECEIVED⁷, DISPOSED⁸, AND PENDING³



Cases Received⁷ by Offence Group

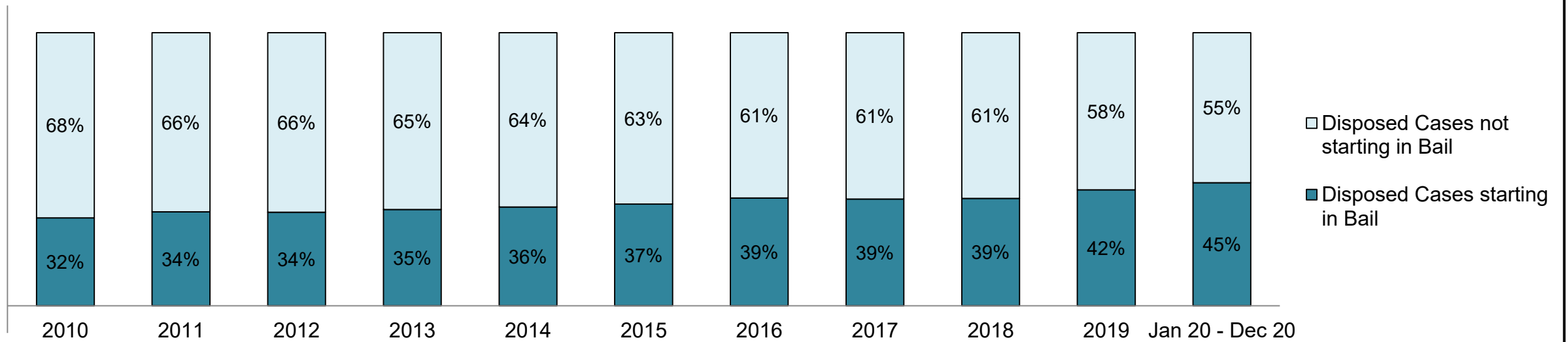
| Offence Group ⁹ | 2010 | 2011 | 2012 | 2013 | 2014 | 2015 | 2016 | 2017 | 2018 | 2019 | Jan 20 - Dec 20 |
|----------------------------|------|------|------|------|------|------|------|------|------|------|-----------------|
| Crimes Against The Person | 734 | 815 | 759 | 738 | 710 | 709 | 709 | 675 | 687 | 737 | 855 |
| Crimes Against Property | 672 | 575 | 580 | 507 | 533 | 432 | 425 | 532 | 576 | 589 | 627 |
| Administration of Justice | 595 | 454 | 469 | 423 | 428 | 427 | 499 | 555 | 626 | 870 | 891 |
| Other Criminal Code | 157 | 144 | 101 | 160 | 111 | 111 | 96 | 156 | 138 | 134 | 193 |
| Criminal Code Traffic | 271 | 259 | 259 | 200 | 154 | 192 | 220 | 202 | 219 | 226 | 266 |
| Federal Statute | 260 | 221 | 248 | 207 | 214 | 153 | 206 | 185 | 186 | 215 | 310 |

Cases Pending³ by Offence Group

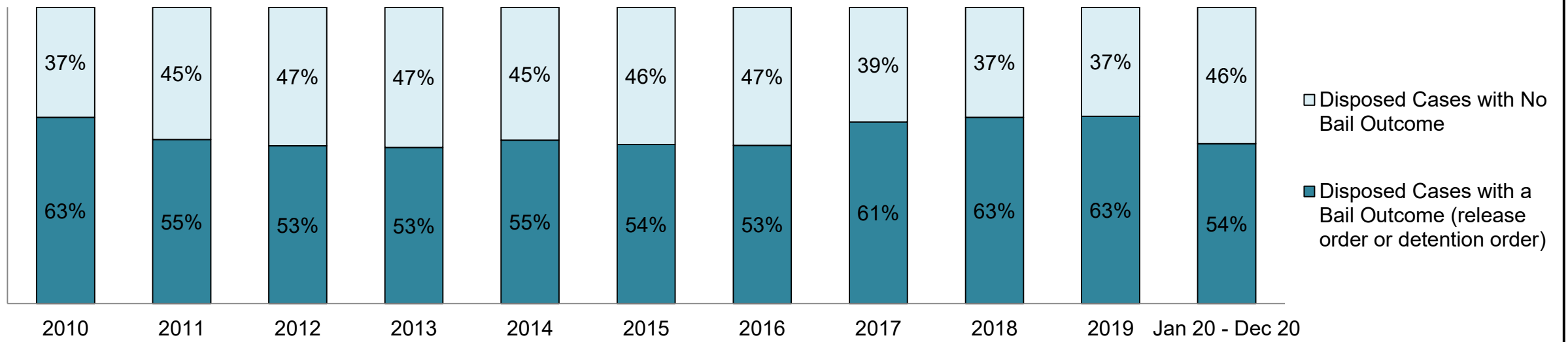
| Offence Group ⁹ | 2010 | 2011 | 2012 | 2013 | 2014 | 2015 | 2016 | 2017 | 2018 | 2019 | Jan 20 - Dec 20 |
|----------------------------|------|------|------|------|------|------|------|------|------|------|-----------------|
| Crimes Against The Person | 254 | 346 | 323 | 330 | 280 | 321 | 318 | 322 | 342 | 426 | 717 |
| Crimes Against Property | 196 | 187 | 167 | 161 | 201 | 167 | 184 | 192 | 211 | 278 | 434 |
| Administration of Justice | 146 | 128 | 125 | 104 | 103 | 108 | 129 | 176 | 169 | 284 | 514 |
| Other Criminal Code | 70 | 70 | 45 | 83 | 61 | 58 | 46 | 53 | 54 | 57 | 157 |
| Criminal Code Traffic | 98 | 81 | 106 | 91 | 57 | 81 | 96 | 86 | 69 | 110 | 239 |
| Federal Statute | 96 | 92 | 134 | 134 | 91 | 102 | 112 | 75 | 112 | 133 | 223 |

**ONTARIO COURT OF JUSTICE CRIMINAL MODERNIZATION COMMITTEE
BELLEVILLE DASHBOARD¹⁹**

PERCENTAGE OF DISPOSED CASES⁸ STARTING IN BAIL

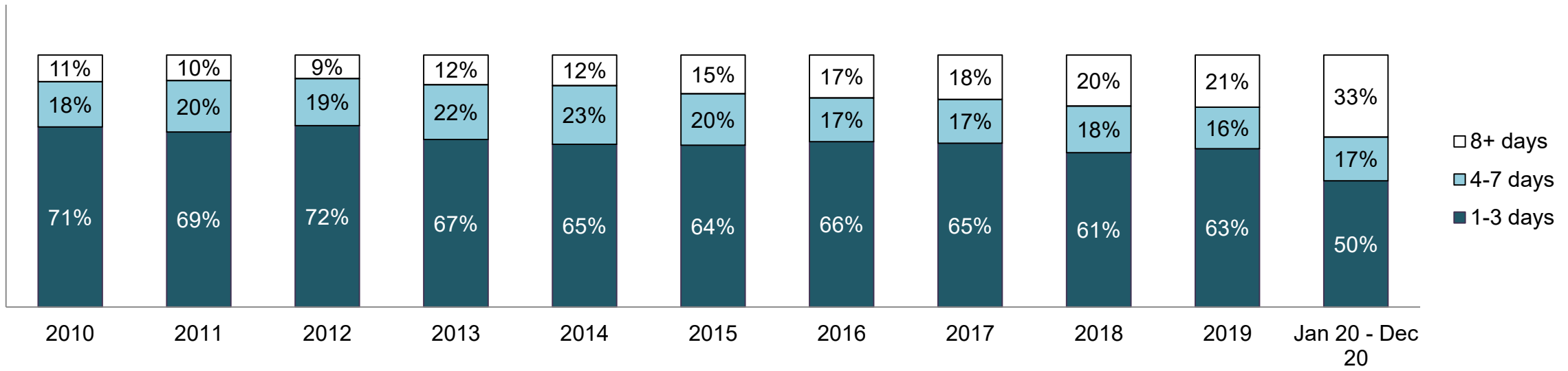


PERCENTAGE OF DISPOSED CASES⁸ STARTING IN BAIL BY BAIL OUTCOME

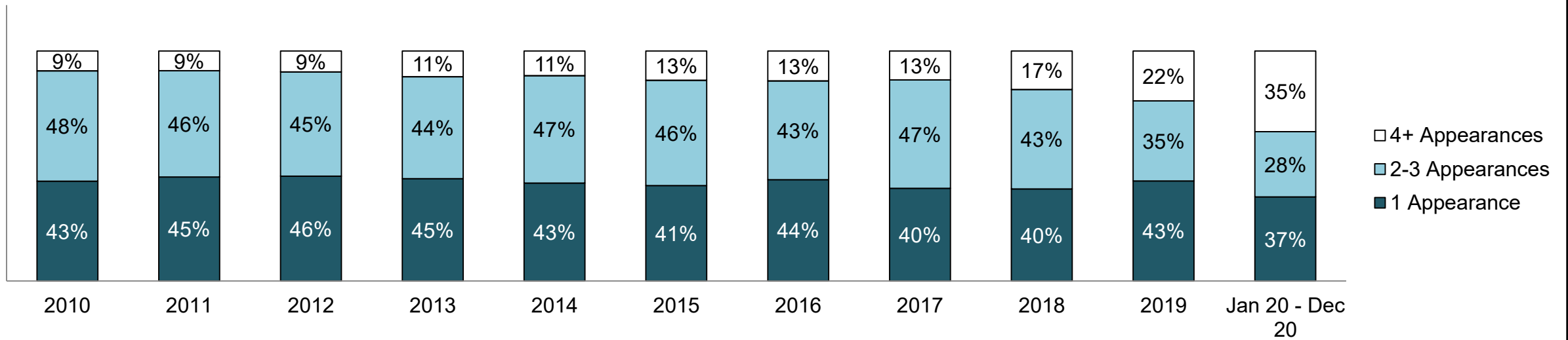


ONTARIO COURT OF JUSTICE CRIMINAL MODERNIZATION COMMITTEE BELLEVILLE DASHBOARD¹⁹

PERCENTAGE OF BAIL CASES BY DAYS FROM FIRST BAIL APPEARANCE TO BAIL DISPOSITION

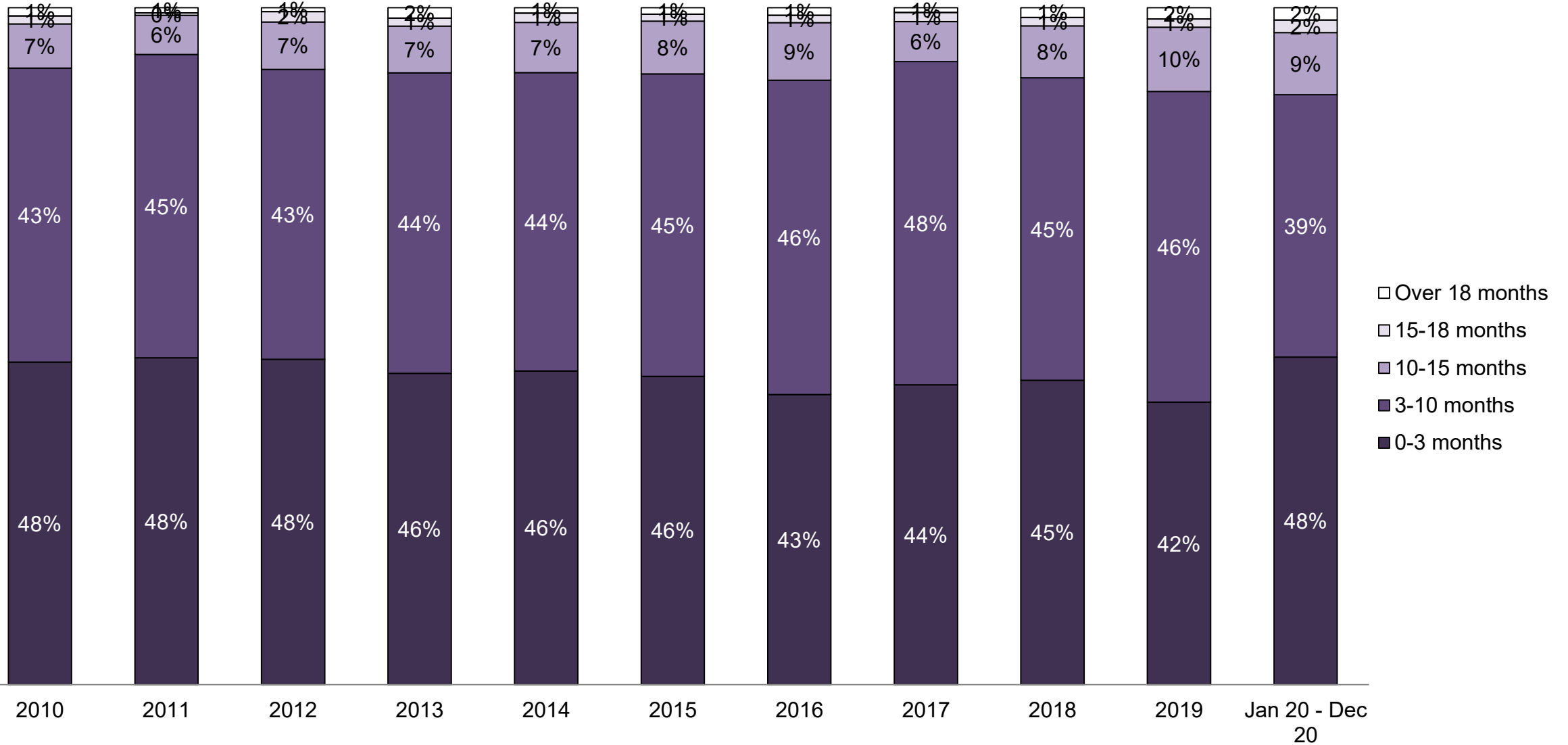


PERCENTAGE OF BAIL CASES BY NUMBER OF APPEARANCES FROM FIRST BAIL APPEARANCE TO BAIL DISPOSITION



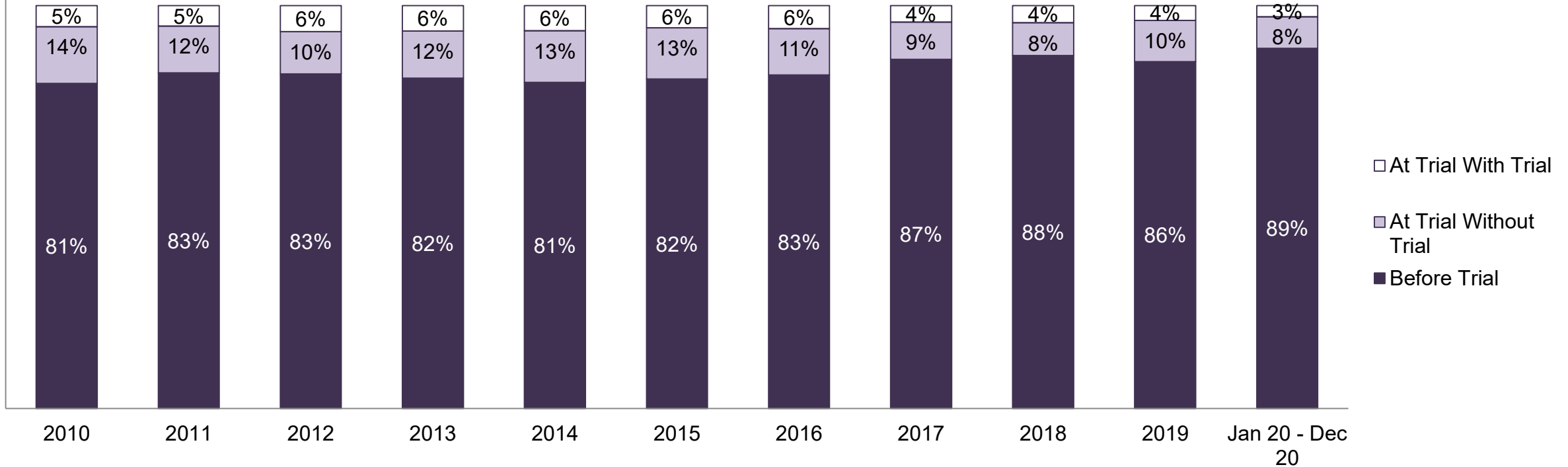
**ONTARIO COURT OF JUSTICE CRIMINAL MODERNIZATION COMMITTEE
BELLEVILLE DASHBOARD¹⁹**

PERCENTAGE OF DISPOSED CASES⁸ BY MONTHS TO DISPOSITION¹⁰



**ONTARIO COURT OF JUSTICE CRIMINAL MODERNIZATION COMMITTEE
BELLEVILLE DASHBOARD¹⁹**

PERCENTAGE OF CASES DISPOSED⁸ BY PHASE

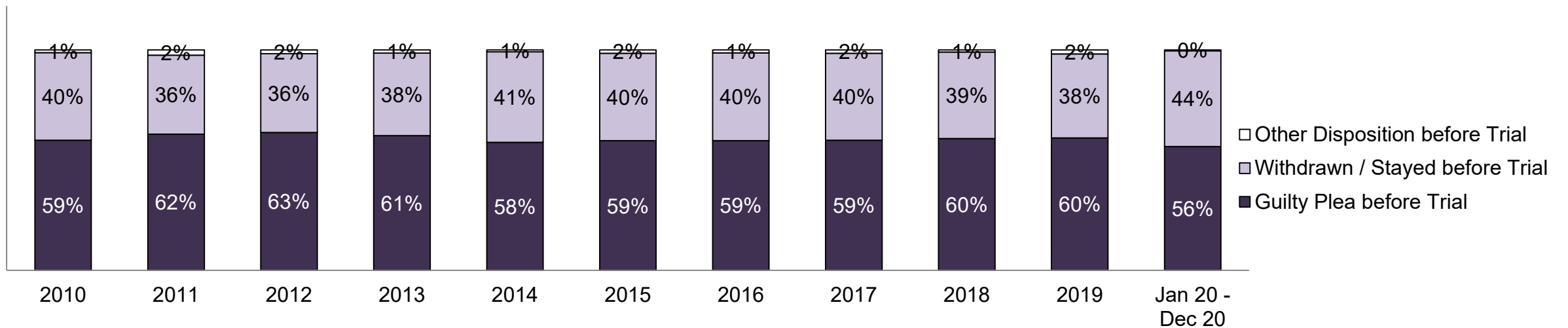


Cases Disposed⁸ by Phase and Percentage of In-Custody¹¹, Out-of-Custody¹² Cases at Case Disposition

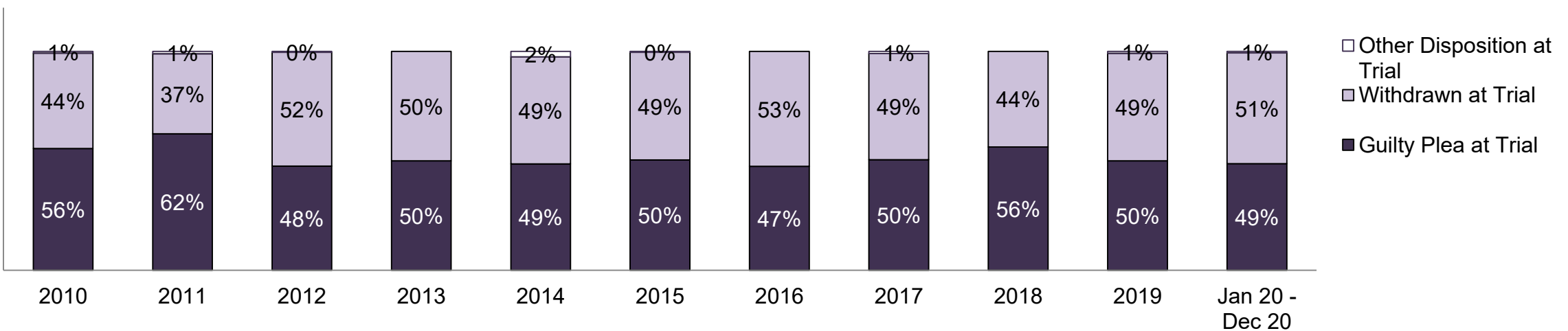
| Phases | 2010 | 2011 | 2012 | 2013 | 2014 | 2015 | 2016 | 2017 | 2018 | 2019 | Jan 20 - Dec 20 |
|-------------------------------|-------|-------|-------|-------|-------|-------|-------|-------|-------|-------|-----------------|
| At Trial With Trial | 155 | 124 | 152 | 136 | 140 | 108 | 118 | 91 | 99 | 84 | 54 |
| In-Custody | 12% | 17% | 13% | 7% | 9% | 14% | 14% | 3% | 11% | 10% | 31% |
| Out-of-Custody | 88% | 83% | 87% | 93% | 91% | 86% | 86% | 97% | 89% | 90% | 69% |
| At Trial Without Trial | 417 | 284 | 246 | 252 | 286 | 248 | 238 | 206 | 188 | 234 | 152 |
| In-Custody | 16% | 12% | 16% | 13% | 19% | 11% | 16% | 8% | 11% | 15% | 14% |
| Out-of-Custody | 84% | 88% | 84% | 87% | 81% | 89% | 84% | 92% | 89% | 85% | 86% |
| Before Trial | 2,389 | 2,035 | 1,950 | 1,765 | 1,813 | 1,600 | 1,714 | 1,933 | 2,031 | 1,971 | 1,739 |
| In-Custody | 18% | 21% | 22% | 23% | 21% | 22% | 23% | 23% | 21% | 21% | 26% |
| Out-of-Custody | 82% | 79% | 78% | 77% | 79% | 78% | 77% | 77% | 79% | 79% | 74% |

ONTARIO COURT OF JUSTICE CRIMINAL MODERNIZATION COMMITTEE BELLEVILLE DASHBOARD¹⁹

PERCENTAGE OF CASES DISPOSED⁸ BEFORE TRIAL BY OUTCOME

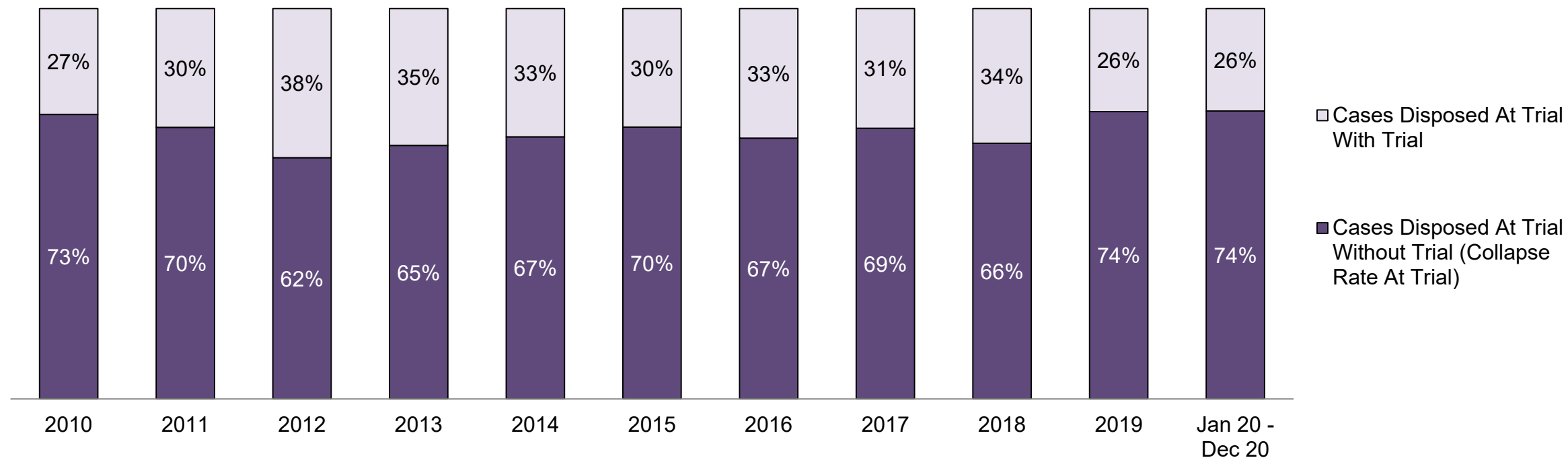


PERCENTAGE OF CASES DISPOSED⁸ AT TRIAL WITHOUT TRIAL (CASES COLLAPSED AT TRIAL) BY OUTCOME



ONTARIO COURT OF JUSTICE CRIMINAL MODERNIZATION COMMITTEE BELLEVILLE DASHBOARD¹⁹

PERCENTAGE OF CASES DISPOSED⁸ BY PHASE FOR CASES SET FOR TRIAL¹³

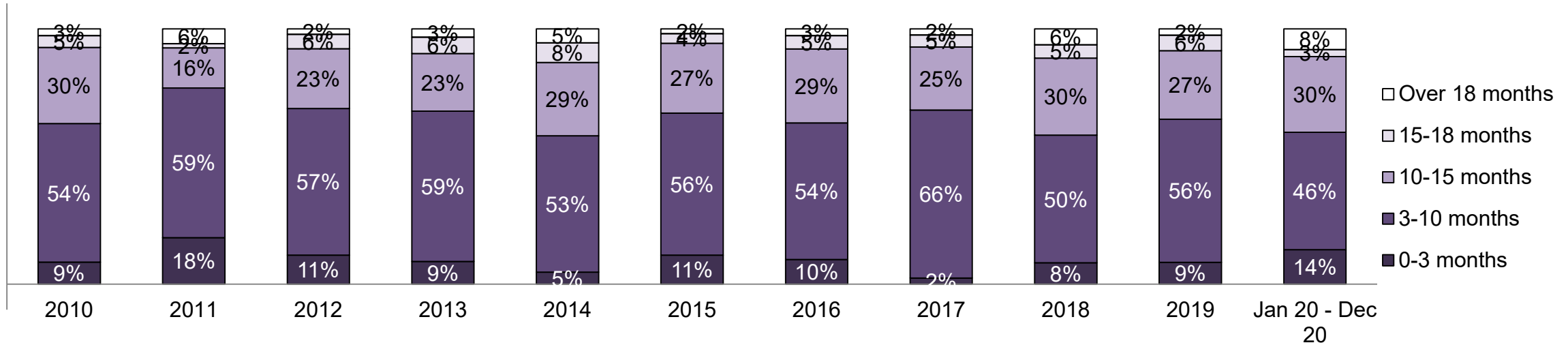


Percentage of Cases Disposed⁸ At Trial Without Trial (Collapse Rate At Trial²) by Offence Group At Disposition

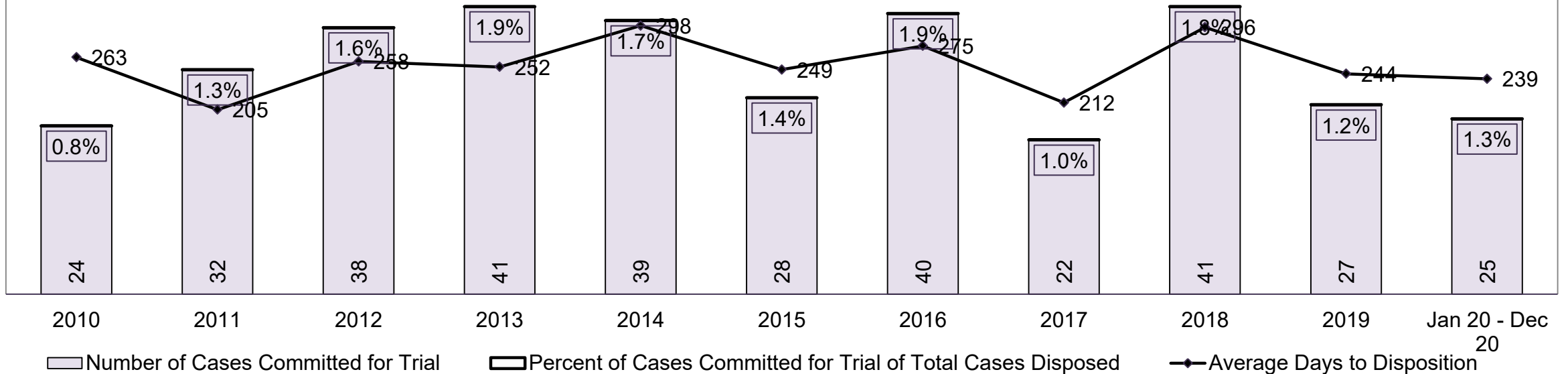
| Offence Group at Disposition ¹⁴ | 2010 | 2011 | 2012 | 2013 | 2014 | 2015 | 2016 | 2017 | 2018 | 2019 | Jan 20 - Dec 20 |
|--|-------------|-------------|-------------|-------------|-------------|-------------|-------------|-------------|-------------|-------------|-----------------|
| Crimes Against The Person | 41% | 49% | 49% | 47% | 43% | 46% | 41% | 47% | 39% | 40% | 45% |
| Crimes Against Property | 15% | 12% | 9% | 9% | 10% | 13% | 13% | 10% | 13% | 12% | 9% |
| Administration of Justice | 14% | 12% | 10% | 12% | 7% | 13% | 13% | 10% | 15% | 14% | 17% |
| Other Criminal Code | 6% | 6% | 8% | 7% | 9% | 7% | 7% | 7% | 10% | 9% | 4% |
| Criminal Code Traffic | 20% | 18% | 14% | 15% | 12% | 11% | 12% | 16% | 14% | 8% | 10% |
| Federal Statute | 4% | 4% | 10% | 9% | 17% | 11% | 14% | 9% | 9% | 17% | 15% |
| Total | 100% | 100% | 100% | 100% | 100% | 100% | 100% | 100% | 100% | 100% | 100% |

ONTARIO COURT OF JUSTICE CRIMINAL MODERNIZATION COMMITTEE BELLEVILLE DASHBOARD¹⁹

PERCENTAGE OF CASES DISPOSED⁸ AT TRIAL WITH TRIAL BY MONTHS TO DISPOSITION¹⁰

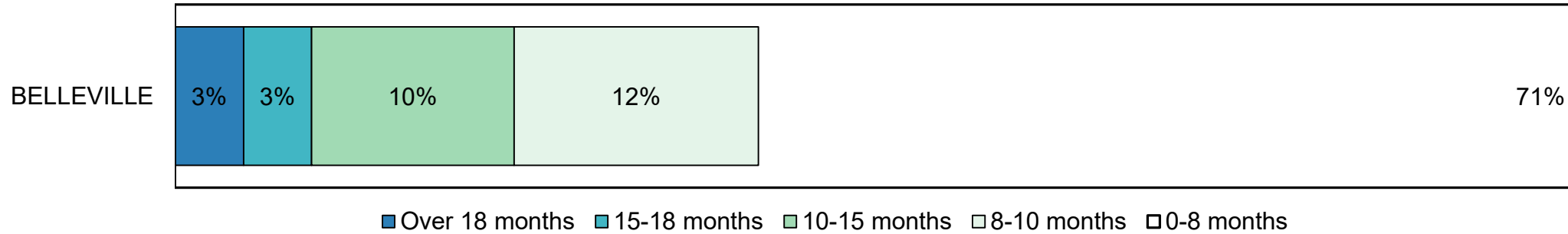


NUMBER, PERCENTAGE, & AVERAGE DAYS TO DISPOSITION¹⁵ OF CASES COMMITTED FOR TRIAL¹⁶ OF TOTAL CASES DISPOSED⁸



**ONTARIO COURT OF JUSTICE CRIMINAL MODERNIZATION COMMITTEE
 BELLEVILLE DASHBOARD¹⁹
 CASES PENDING AS OF DECEMBER 31, 2020**


PERCENTAGE OF PENDING CASES³ BY PENDING AGE⁶




Pending Cases³ by Pending Age⁶ and Percentage of Pending Cases In-Custody¹⁷ and Out-of-Custody¹⁸

| Court Location | Over 18 months | 15-18 months | 10-15 months | 8-10 months | 0-8 months | Total |
|-------------------|----------------|--------------|--------------|-------------|------------|--------------|
| BELLEVILLE | 79 | 78 | 233 | 281 | 1,613 | 2,284 |
| In-Custody | 6% | 5% | 9% | 9% | 11% | 10% |
| Out-of-Custody | 94% | 95% | 91% | 91% | 89% | 90% |

PENDING CASES³ BY PHASE: 15-18 MONTHS⁶



PENDING CASES³ BY PHASE: OVER 18 MONTHS⁶

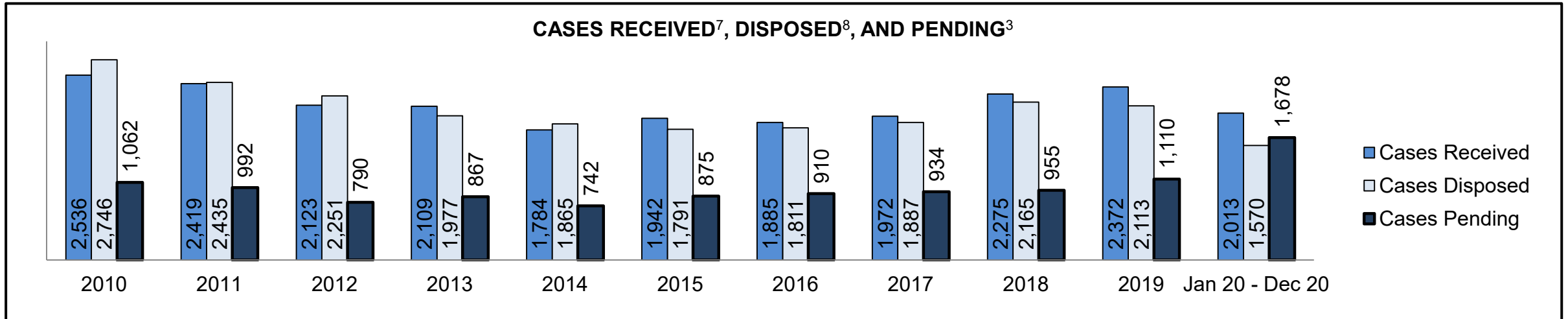


**ONTARIO COURT OF JUSTICE CRIMINAL MODERNIZATION COMMITTEE
BROCKVILLE DASHBOARD¹⁹**

| Key Metric | | Jan 20 - Dec 20 | | 2014 Baseline Median* | Change from 2014 Baseline Median | |
|------------------------------------|---|-------------------------------------|--------------------|-----------------------|----------------------------------|--------|
| | | Percent | Cases ¹ | | | |
| Bail | Disposed cases that began in the Bail Phase | | 45.4% | 713 | 42.6% | 2.8% |
| | Bail cases with a bail outcome (release order or detention order) | Total | 54.3% | 387 | 47.8% | 6.5% |
| | | Bail Disposition with 1 appearance | 42.9% | 166 | 48.8% | -5.9% |
| | | Bail Disposition in 1-3 days | 57.4% | 222 | 72.1% | -14.8% |
| | Bail cases with no bail disposition but with a case disposition | Total | 45.7% | 326 | 52.2% | -6.5% |
| | | Case disposition in 1-3 appearances | 17.2% | 56 | 35.3% | -18.1% |
| | | Case disposition in 0-3 months | 74.2% | 242 | 81.3% | -7.1% |
| Case disposition rate before trial | | 94.8% | 309 | 90.5% | 4.3% | |
| Before Trial | Disposition rate (includes bail cases with case dispositions) | | 89.9% | 1,411 | 82.9% | 6.9% |
| | Disposed within 1-3 appearances (net of bench warrant cases) | | 30.0% | 241 | 39.0% | -9.0% |
| | Disposed within 0-3 months (net of bench warrant cases) | | 64.9% | 522 | 67.5% | -2.6% |
| Trial | Collapse Rate at Trial ² | | 60.4% | 96 | 70.0% | -9.6% |

| Cases Pending ³ as of December 31, 2020 | | Percent | Cases ¹ | Cases in the Pre-Trial Phase ⁴ | Cases in the Trial Phase ⁵ (including preliminary hearing) |
|--|----------------|---------------|--------------------|---|---|
| Age of All Pending Cases⁶ | 0-8 months | 83.9% | 1,408 | 1,397 | 11 |
| | 8-10 months | 5.9% | 99 | 96 | 3 |
| | 10-15 months | 5.5% | 92 | 80 | 12 |
| | 15-18 months | 1.9% | 32 | 20 | 12 |
| | Over 18 months | 2.8% | 47 | 26 | 21 |
| Total | | 100.0% | 1,678 | 1,619 | 59 |

**ONTARIO COURT OF JUSTICE CRIMINAL MODERNIZATION COMMITTEE
BROCKVILLE DASHBOARD¹⁹**



Cases Received⁷ by Offence Group

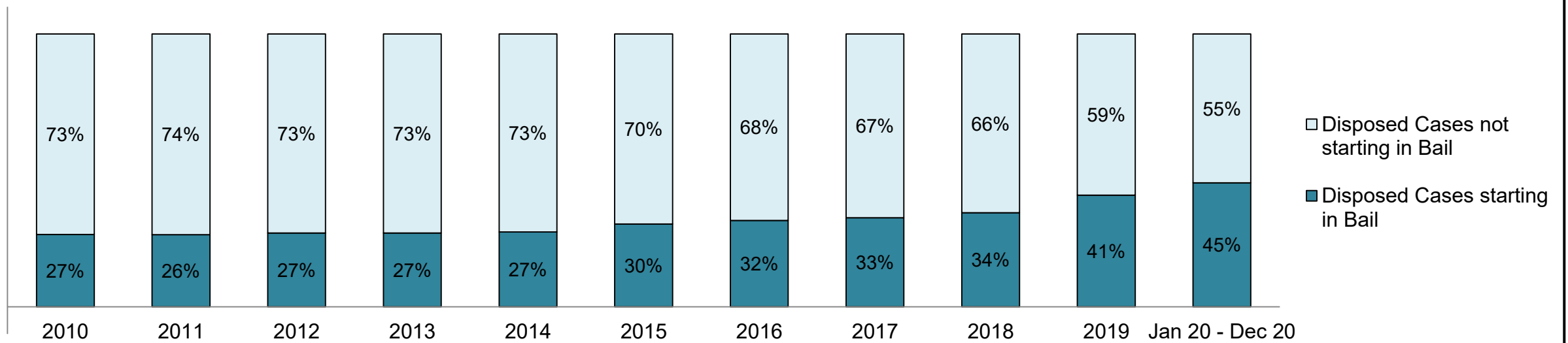
| Offence Group ⁹ | 2010 | 2011 | 2012 | 2013 | 2014 | 2015 | 2016 | 2017 | 2018 | 2019 | Jan 20 - Dec 20 |
|----------------------------|------|------|------|------|------|------|------|------|------|------|-----------------|
| Crimes Against The Person | 565 | 530 | 495 | 563 | 436 | 473 | 441 | 464 | 551 | 539 | 500 |
| Crimes Against Property | 525 | 497 | 427 | 458 | 322 | 403 | 373 | 365 | 448 | 478 | 383 |
| Administration of Justice | 762 | 686 | 598 | 568 | 538 | 561 | 556 | 618 | 795 | 884 | 630 |
| Other Criminal Code | 111 | 115 | 108 | 100 | 109 | 114 | 124 | 100 | 109 | 105 | 116 |
| Criminal Code Traffic | 193 | 183 | 180 | 152 | 144 | 159 | 183 | 204 | 199 | 203 | 196 |
| Federal Statute | 380 | 408 | 315 | 268 | 235 | 232 | 208 | 221 | 173 | 163 | 188 |

Cases Pending³ by Offence Group

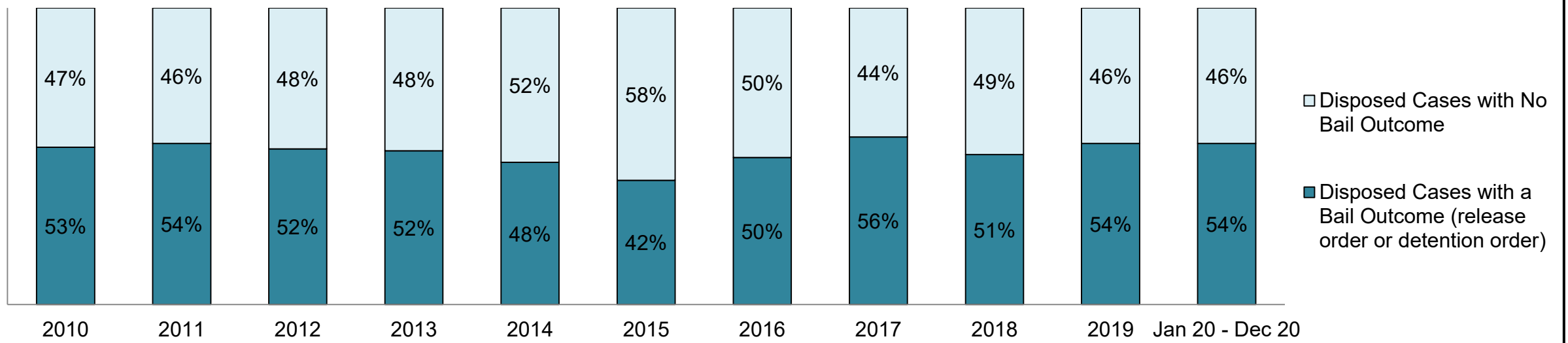
| Offence Group ⁹ | 2010 | 2011 | 2012 | 2013 | 2014 | 2015 | 2016 | 2017 | 2018 | 2019 | Jan 20 - Dec 20 |
|----------------------------|------|------|------|------|------|------|------|------|------|------|-----------------|
| Crimes Against The Person | 260 | 245 | 214 | 274 | 203 | 265 | 261 | 255 | 279 | 329 | 453 |
| Crimes Against Property | 211 | 207 | 150 | 183 | 145 | 161 | 186 | 181 | 196 | 208 | 326 |
| Administration of Justice | 216 | 184 | 138 | 155 | 174 | 190 | 203 | 222 | 269 | 329 | 484 |
| Other Criminal Code | 38 | 40 | 47 | 49 | 46 | 60 | 69 | 60 | 48 | 54 | 96 |
| Criminal Code Traffic | 120 | 79 | 77 | 66 | 54 | 77 | 93 | 110 | 93 | 100 | 165 |
| Federal Statute | 217 | 237 | 164 | 140 | 120 | 122 | 98 | 106 | 70 | 90 | 154 |

**ONTARIO COURT OF JUSTICE CRIMINAL MODERNIZATION COMMITTEE
BROCKVILLE DASHBOARD¹⁹**

PERCENTAGE OF DISPOSED CASES⁸ STARTING IN BAIL

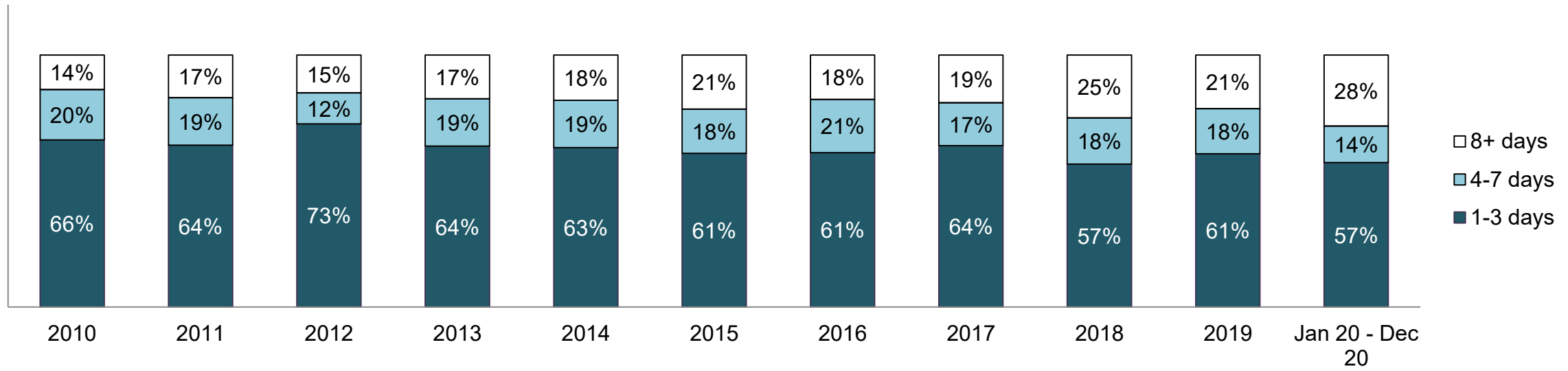


PERCENTAGE OF DISPOSED CASES⁸ STARTING IN BAIL BY BAIL OUTCOME

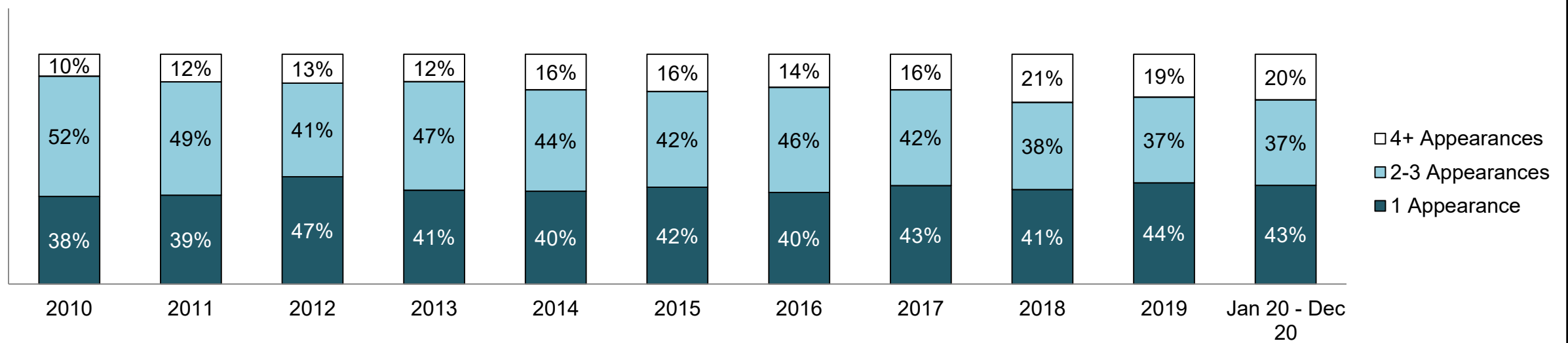


ONTARIO COURT OF JUSTICE CRIMINAL MODERNIZATION COMMITTEE BROCKVILLE DASHBOARD¹⁹

PERCENTAGE OF BAIL CASES BY DAYS FROM FIRST BAIL APPEARANCE TO BAIL DISPOSITION

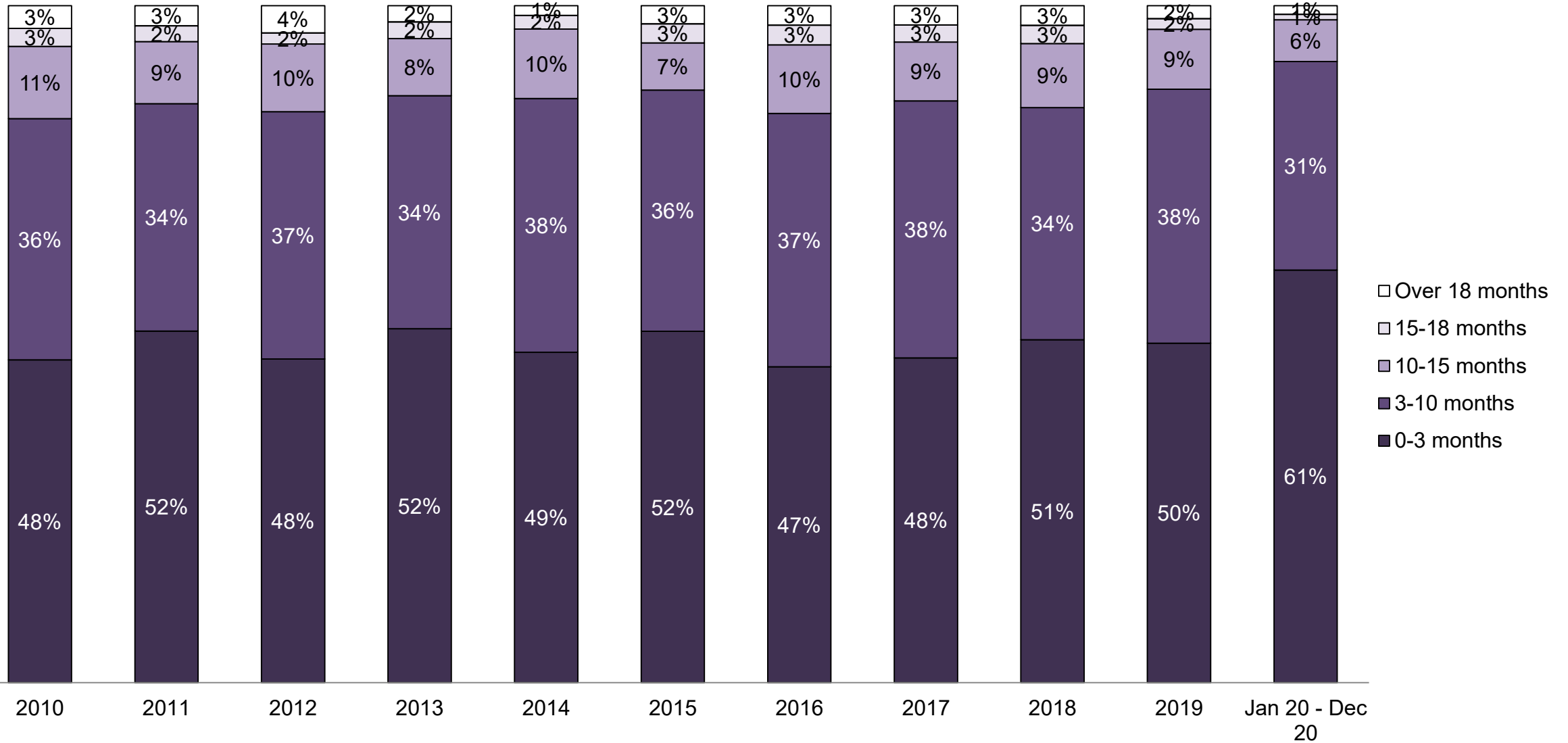


PERCENTAGE OF BAIL CASES BY NUMBER OF APPEARANCES FROM FIRST BAIL APPEARANCE TO BAIL DISPOSITION

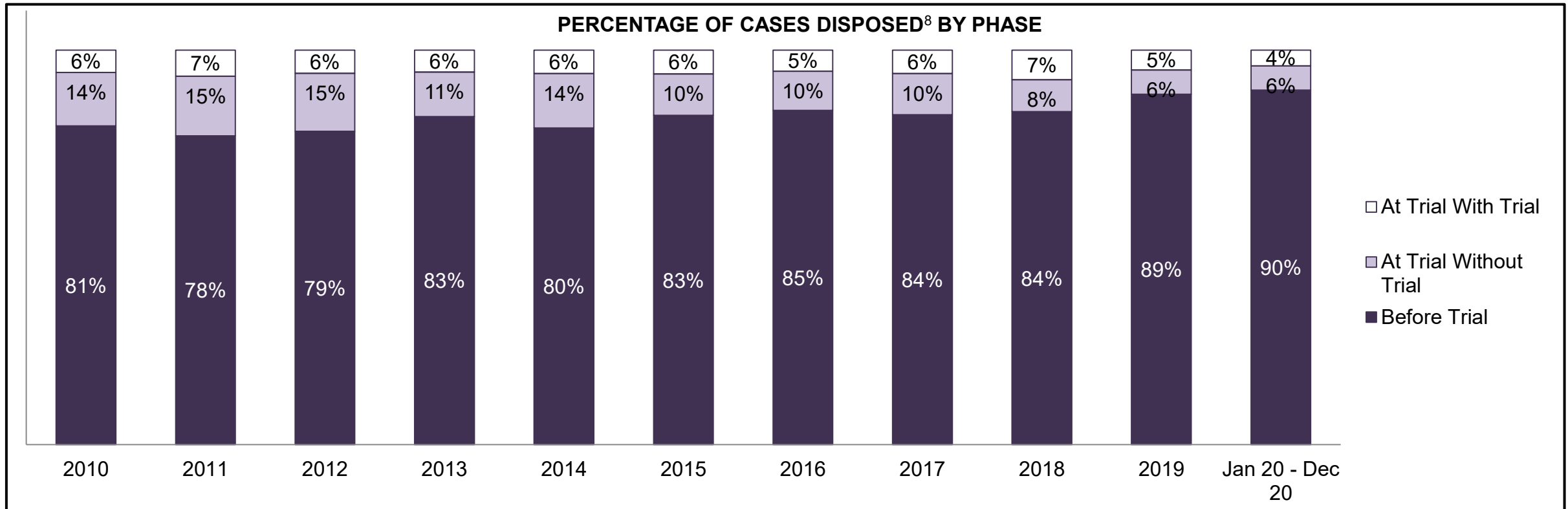


ONTARIO COURT OF JUSTICE CRIMINAL MODERNIZATION COMMITTEE BROCKVILLE DASHBOARD¹⁹

PERCENTAGE OF DISPOSED CASES⁸ BY MONTHS TO DISPOSITION¹⁰



**ONTARIO COURT OF JUSTICE CRIMINAL MODERNIZATION COMMITTEE
BROCKVILLE DASHBOARD¹⁹**

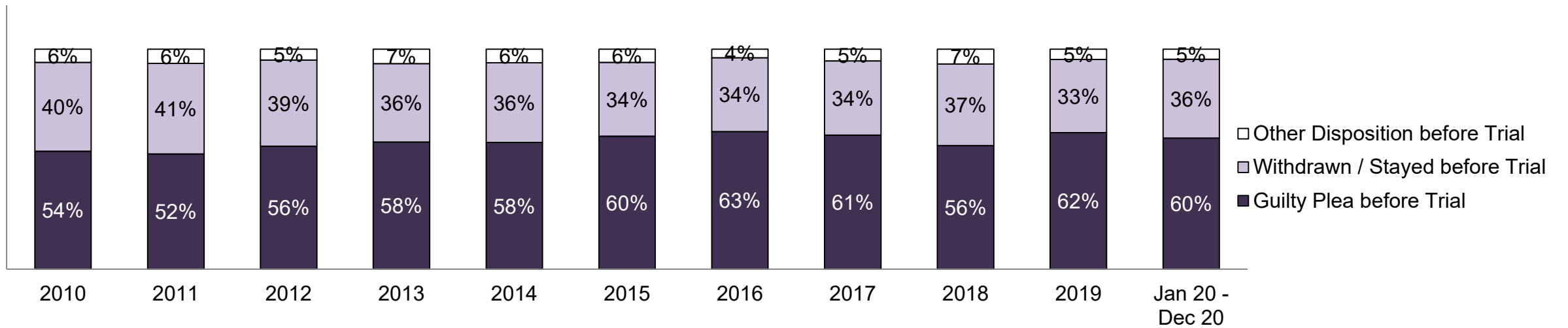


Cases Disposed⁸ by Phase and Percentage of In-Custody¹¹, Out-of-Custody¹² Cases at Case Disposition

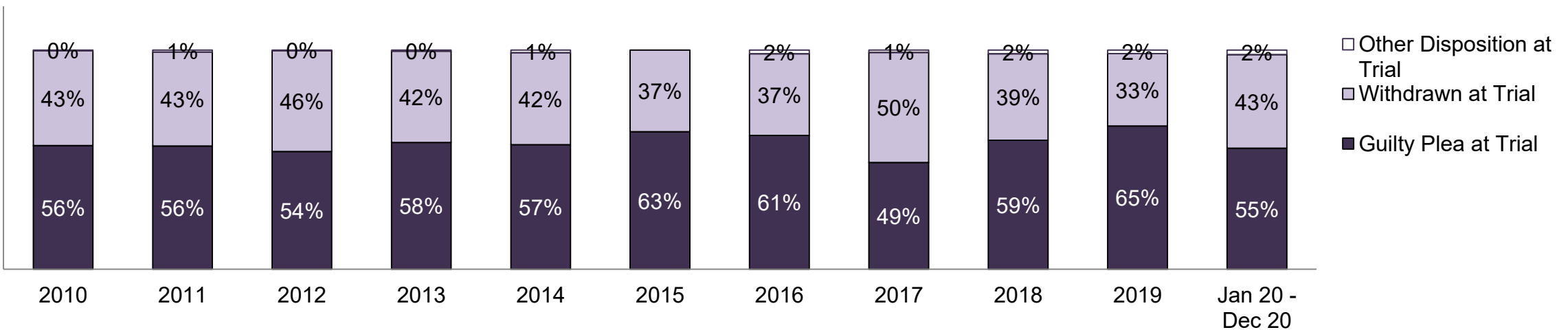
| Phases | 2010 | 2011 | 2012 | 2013 | 2014 | 2015 | 2016 | 2017 | 2018 | 2019 | Jan 20 - Dec 20 |
|-------------------------------|-------|-------|-------|-------|-------|-------|-------|-------|-------|-------|-----------------|
| At Trial With Trial | 156 | 161 | 132 | 110 | 111 | 108 | 97 | 112 | 162 | 106 | 63 |
| In-Custody | 11% | 11% | 11% | 5% | 8% | 8% | 3% | 12% | 7% | 6% | 8% |
| Out-of-Custody | 89% | 89% | 89% | 95% | 92% | 92% | 97% | 88% | 93% | 94% | 92% |
| At Trial Without Trial | 372 | 368 | 331 | 223 | 257 | 188 | 180 | 197 | 175 | 130 | 96 |
| In-Custody | 8% | 10% | 10% | 7% | 7% | 11% | 12% | 10% | 4% | 11% | 14% |
| Out-of-Custody | 92% | 90% | 90% | 93% | 93% | 89% | 88% | 90% | 96% | 89% | 86% |
| Before Trial | 2,218 | 1,906 | 1,788 | 1,644 | 1,497 | 1,495 | 1,534 | 1,578 | 1,828 | 1,877 | 1,411 |
| In-Custody | 15% | 14% | 15% | 15% | 17% | 21% | 19% | 17% | 22% | 23% | 27% |
| Out-of-Custody | 85% | 86% | 85% | 85% | 83% | 79% | 81% | 83% | 78% | 77% | 73% |

ONTARIO COURT OF JUSTICE CRIMINAL MODERNIZATION COMMITTEE BROCKVILLE DASHBOARD¹⁹

PERCENTAGE OF CASES DISPOSED⁸ BEFORE TRIAL BY OUTCOME

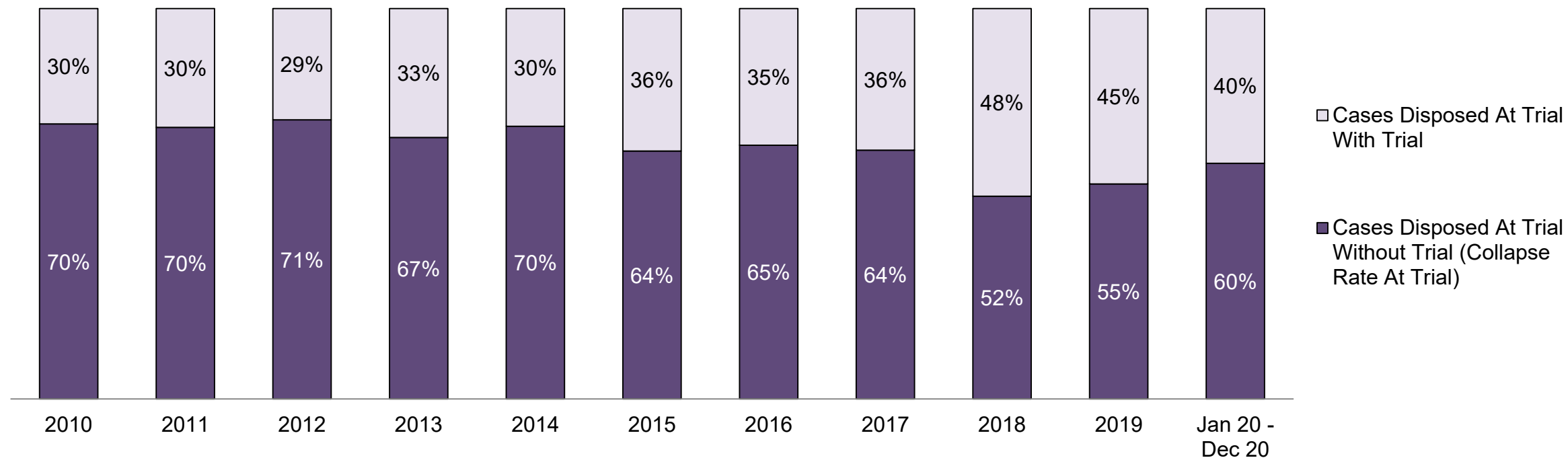


PERCENTAGE OF CASES DISPOSED⁸ AT TRIAL WITHOUT TRIAL (CASES COLLAPSED AT TRIAL) BY OUTCOME



ONTARIO COURT OF JUSTICE CRIMINAL MODERNIZATION COMMITTEE BROCKVILLE DASHBOARD¹⁹

PERCENTAGE OF CASES DISPOSED⁸ BY PHASE FOR CASES SET FOR TRIAL¹³

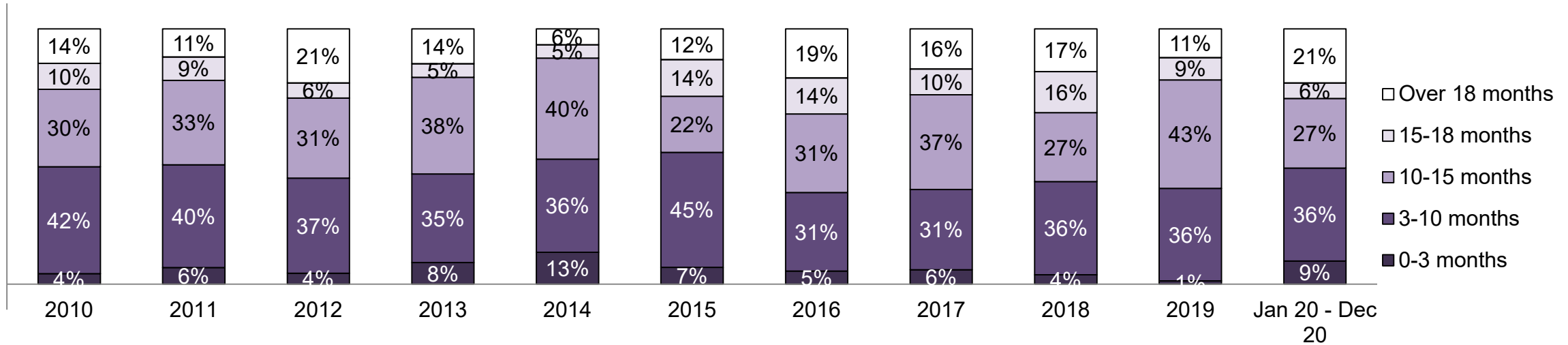


Percentage of Cases Disposed⁸ At Trial Without Trial (Collapse Rate At Trial²) by Offence Group At Disposition

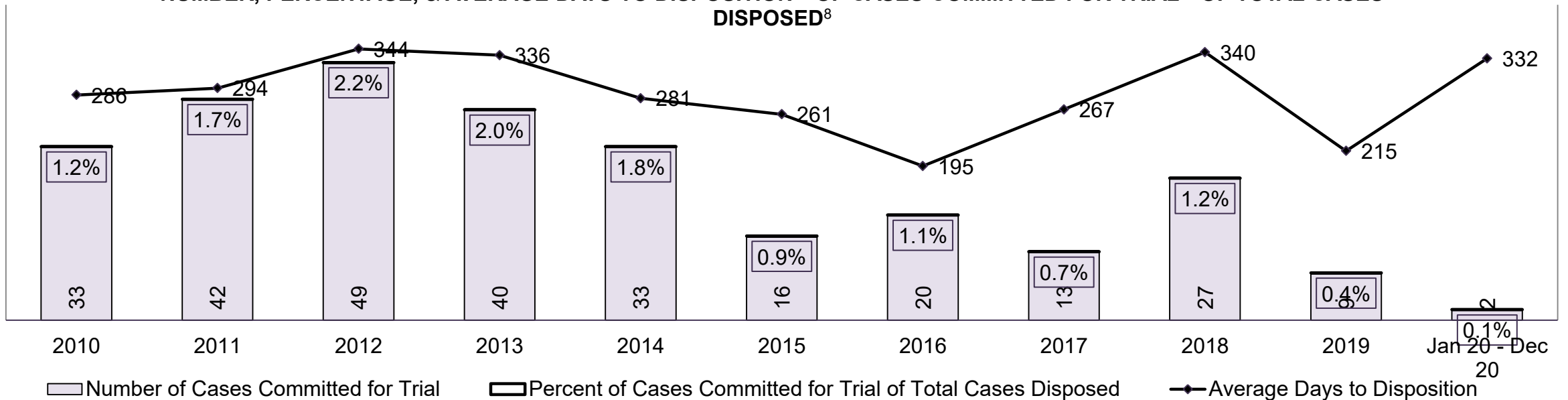
| Offence Group at Disposition ¹⁴ | 2010 | 2011 | 2012 | 2013 | 2014 | 2015 | 2016 | 2017 | 2018 | 2019 | Jan 20 - Dec 20 |
|--|-------------|-------------|-------------|-------------|-------------|-------------|-------------|-------------|-------------|-------------|-----------------|
| Crimes Against The Person | 33% | 32% | 30% | 39% | 43% | 43% | 39% | 37% | 39% | 40% | 45% |
| Crimes Against Property | 10% | 14% | 18% | 14% | 14% | 15% | 12% | 14% | 13% | 11% | 13% |
| Administration of Justice | 14% | 19% | 15% | 14% | 15% | 19% | 21% | 21% | 22% | 18% | 22% |
| Other Criminal Code | 6% | 6% | 5% | 5% | 6% | 4% | 5% | 7% | 6% | 6% | 7% |
| Criminal Code Traffic | 19% | 14% | 13% | 11% | 9% | 10% | 9% | 10% | 14% | 18% | 10% |
| Federal Statute | 17% | 16% | 19% | 17% | 13% | 9% | 14% | 11% | 6% | 6% | 3% |
| Total | 100% | 100% | 100% | 100% | 100% | 100% | 100% | 100% | 100% | 100% | 100% |

ONTARIO COURT OF JUSTICE CRIMINAL MODERNIZATION COMMITTEE BROCKVILLE DASHBOARD¹⁹

PERCENTAGE OF CASES DISPOSED⁸ AT TRIAL WITH TRIAL BY MONTHS TO DISPOSITION¹⁰



NUMBER, PERCENTAGE, & AVERAGE DAYS TO DISPOSITION¹⁵ OF CASES COMMITTED FOR TRIAL¹⁶ OF TOTAL CASES DISPOSED⁸



**ONTARIO COURT OF JUSTICE CRIMINAL MODERNIZATION COMMITTEE
BROCKVILLE DASHBOARD¹⁹
CASES PENDING AS OF DECEMBER 31, 2020**

PERCENTAGE OF PENDING CASES³ BY PENDING AGE⁶



Pending Cases³ by Pending Age⁶ and Percentage of Pending Cases In-Custody¹⁷ and Out-of-Custody¹⁸

| Court Location | Over 18 months | 15-18 months | 10-15 months | 8-10 months | 0-8 months | Total |
|-------------------|----------------|--------------|--------------|-------------|------------|--------------|
| BROCKVILLE | 47 | 32 | 92 | 99 | 1,408 | 1,678 |
| In-Custody | ■ 11% | ■ 3% | ■ 4% | ■ 10% | □ 11% | 10% |
| Out-of-Custody | ■ 89% | ■ 97% | ■ 96% | ■ 90% | □ 89% | 90% |

PENDING CASES³ BY PHASE: 15-18 MONTHS⁶



PENDING CASES³ BY PHASE: OVER 18 MONTHS⁶



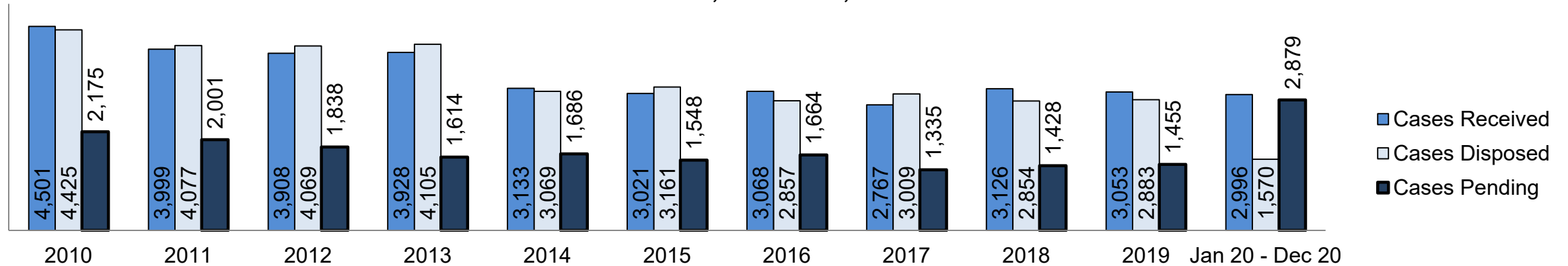
**ONTARIO COURT OF JUSTICE CRIMINAL MODERNIZATION COMMITTEE
CORNWALL DASHBOARD¹⁹**

| Key Metric | | Jan 20 - Dec 20 | | 2014 Baseline Median* | Change from 2014 Baseline Median | |
|--------------|---|-------------------------------------|--------------------|-----------------------|----------------------------------|--------|
| | | Percent | Cases ¹ | | | |
| Bail | Disposed cases that began in the Bail Phase | | 44.3% | 696 | 42.6% | 1.8% |
| | Bail cases with a bail outcome (release order or detention order) | Total | 50.9% | 354 | 47.8% | 3.1% |
| | | Bail Disposition with 1 appearance | 58.2% | 206 | 48.8% | 9.4% |
| | | Bail Disposition in 1-3 days | 68.6% | 243 | 72.1% | -3.5% |
| | Bail cases with no bail disposition but with a case disposition | Total | 49.1% | 342 | 52.2% | -3.1% |
| | | Case disposition in 1-3 appearances | 6.4% | 22 | 35.3% | -28.8% |
| | | Case disposition in 0-3 months | 50.3% | 172 | 81.3% | -31.1% |
| | | Case disposition rate before trial | 95.0% | 325 | 90.5% | 4.5% |
| Before Trial | Disposition rate (includes bail cases with case dispositions) | | 88.3% | 1,387 | 82.9% | 5.4% |
| | Disposed within 1-3 appearances (net of bench warrant cases) | | 29.5% | 293 | 39.0% | -9.5% |
| | Disposed within 0-3 months (net of bench warrant cases) | | 51.4% | 510 | 67.5% | -16.1% |
| Trial | Collapse Rate at Trial ² | | 53.6% | 98 | 70.0% | -16.4% |

| Cases Pending ³ as of December 31, 2020 | | Percent | Cases ¹ | Cases in the Pre-Trial Phase ⁴ | Cases in the Trial Phase ⁵ (including preliminary hearing) |
|--|----------------|---------------|--------------------|---|---|
| Age of All Pending Cases ⁶ | 0-8 months | 71.9% | 2,070 | 2,052 | 18 |
| | 8-10 months | 5.5% | 157 | 142 | 15 |
| | 10-15 months | 10.5% | 301 | 261 | 40 |
| | 15-18 months | 3.5% | 102 | 55 | 47 |
| | Over 18 months | 8.6% | 249 | 85 | 164 |
| Total | | 100.0% | 2,879 | 2,595 | 284 |

ONTARIO COURT OF JUSTICE CRIMINAL MODERNIZATION COMMITTEE CORNWALL DASHBOARD¹⁹

CASES RECEIVED⁷, DISPOSED⁸, AND PENDING³



Cases Received⁷ by Offence Group

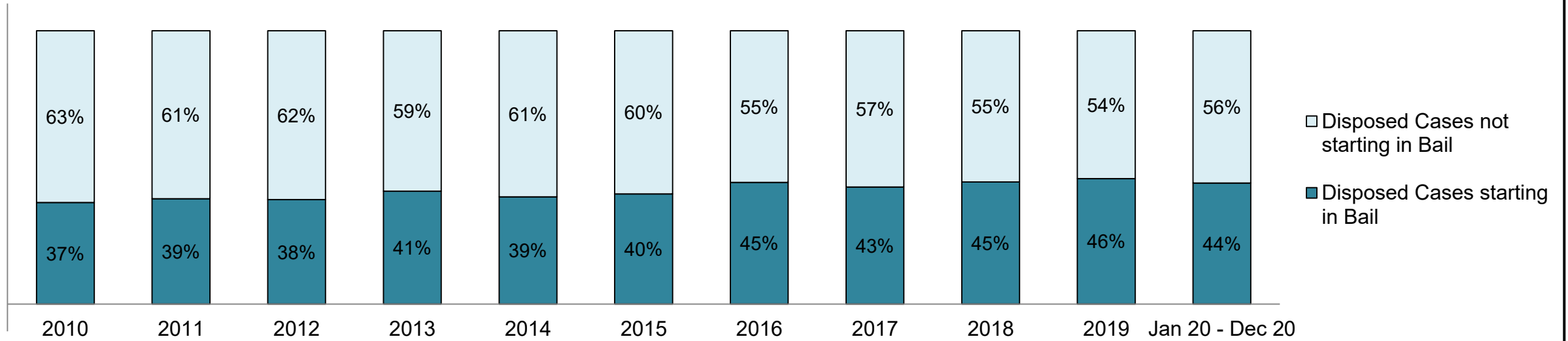
| Offence Group ⁹ | 2010 | 2011 | 2012 | 2013 | 2014 | 2015 | 2016 | 2017 | 2018 | 2019 | Jan 20 - Dec 20 |
|----------------------------|-------|-------|-------|-------|------|------|------|------|-------|-------|-----------------|
| Crimes Against The Person | 825 | 828 | 800 | 725 | 651 | 682 | 672 | 639 | 703 | 753 | 799 |
| Crimes Against Property | 894 | 738 | 801 | 761 | 583 | 601 | 575 | 517 | 662 | 701 | 604 |
| Administration of Justice | 1,336 | 1,201 | 1,107 | 1,209 | 900 | 815 | 857 | 794 | 1,016 | 1,016 | 942 |
| Other Criminal Code | 201 | 252 | 189 | 293 | 163 | 174 | 190 | 159 | 171 | 135 | 184 |
| Criminal Code Traffic | 355 | 260 | 240 | 237 | 199 | 208 | 240 | 215 | 238 | 231 | 236 |
| Federal Statute | 890 | 720 | 771 | 703 | 637 | 541 | 534 | 443 | 336 | 217 | 231 |

Cases Pending³ by Offence Group

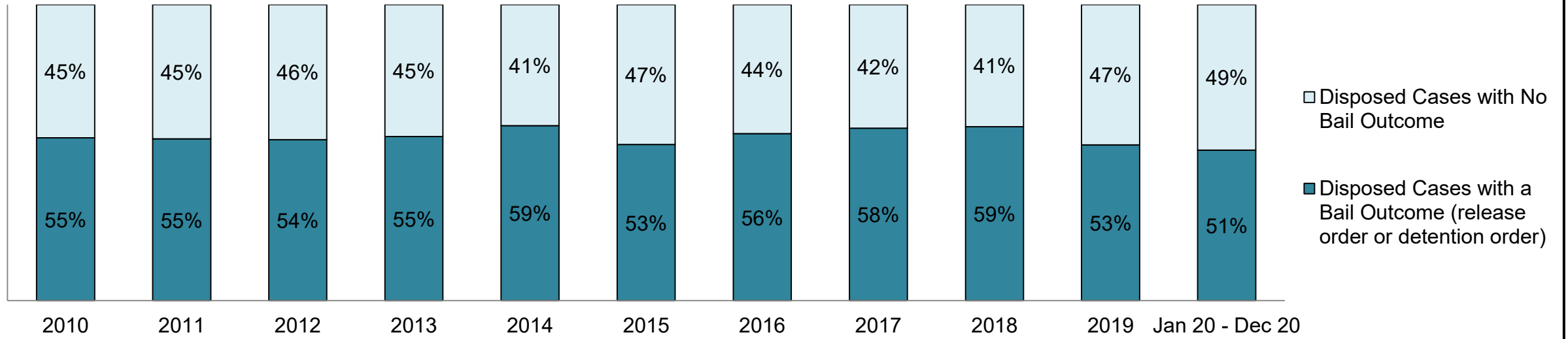
| Offence Group ⁹ | 2010 | 2011 | 2012 | 2013 | 2014 | 2015 | 2016 | 2017 | 2018 | 2019 | Jan 20 - Dec 20 |
|----------------------------|------|------|------|------|------|------|------|------|------|------|-----------------|
| Crimes Against The Person | 528 | 495 | 446 | 430 | 418 | 420 | 475 | 398 | 427 | 501 | 840 |
| Crimes Against Property | 365 | 335 | 294 | 237 | 277 | 288 | 271 | 213 | 266 | 288 | 590 |
| Administration of Justice | 457 | 414 | 389 | 374 | 351 | 296 | 319 | 226 | 351 | 349 | 787 |
| Other Criminal Code | 118 | 162 | 141 | 143 | 137 | 97 | 116 | 82 | 77 | 83 | 169 |
| Criminal Code Traffic | 231 | 166 | 130 | 116 | 127 | 126 | 169 | 145 | 126 | 106 | 252 |
| Federal Statute | 476 | 429 | 438 | 314 | 376 | 321 | 314 | 271 | 181 | 128 | 241 |

ONTARIO COURT OF JUSTICE CRIMINAL MODERNIZATION COMMITTEE CORNWALL DASHBOARD¹⁹

PERCENTAGE OF DISPOSED CASES⁸ STARTING IN BAIL

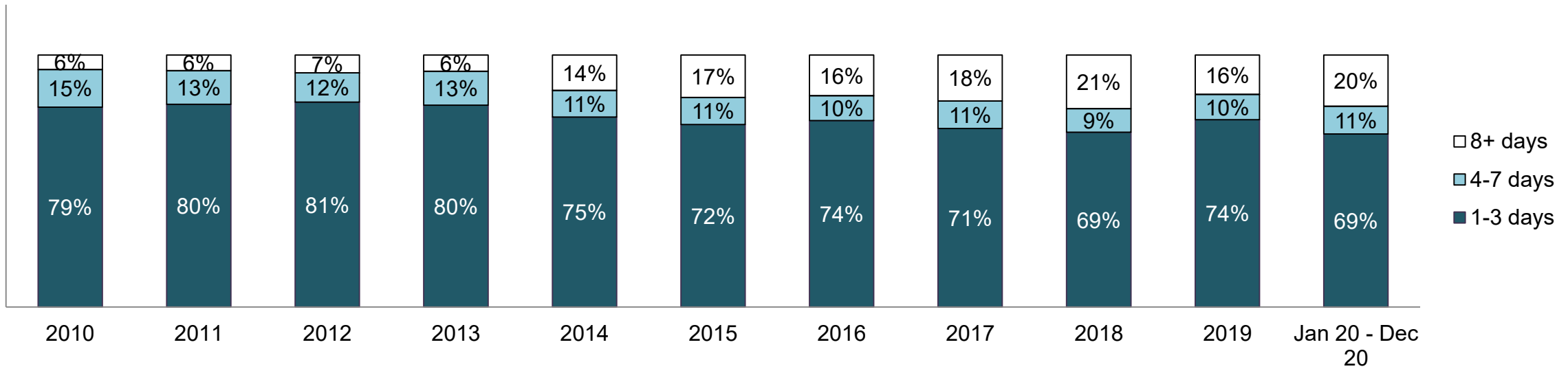


PERCENTAGE OF DISPOSED CASES⁸ STARTING IN BAIL BY BAIL OUTCOME

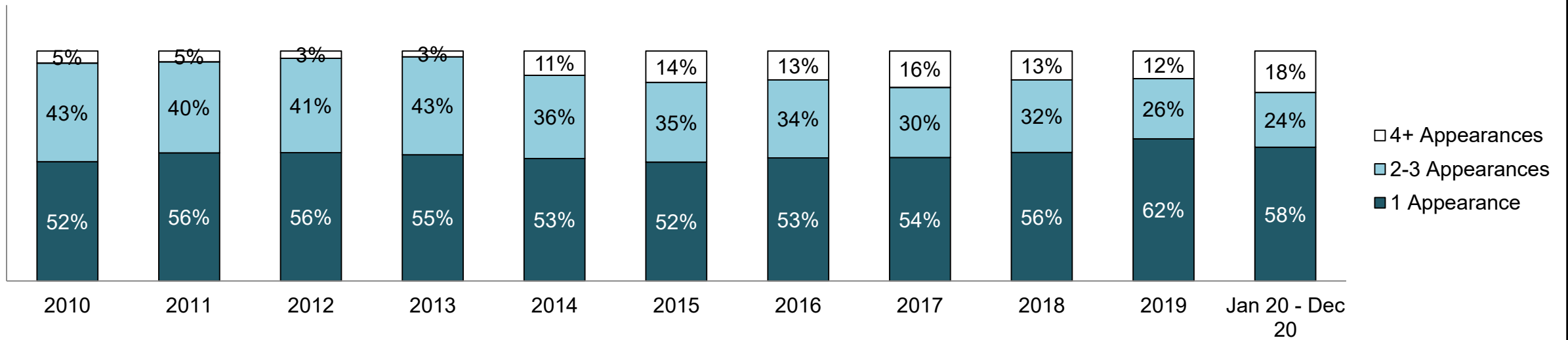


ONTARIO COURT OF JUSTICE CRIMINAL MODERNIZATION COMMITTEE CORNWALL DASHBOARD¹⁹

PERCENTAGE OF BAIL CASES BY DAYS FROM FIRST BAIL APPEARANCE TO BAIL DISPOSITION

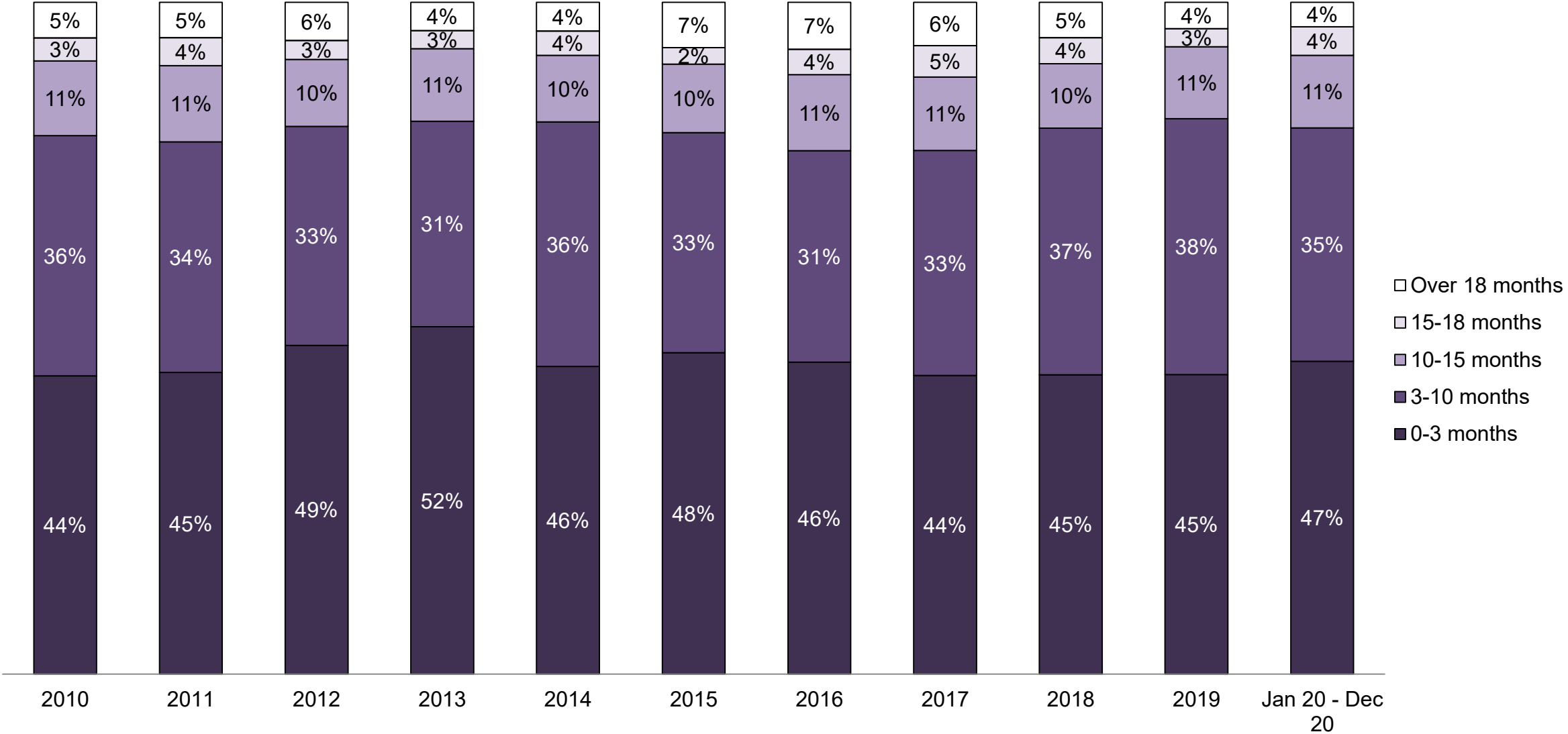


PERCENTAGE OF BAIL CASES BY NUMBER OF APPEARANCES FROM FIRST BAIL APPEARANCE TO BAIL DISPOSITION

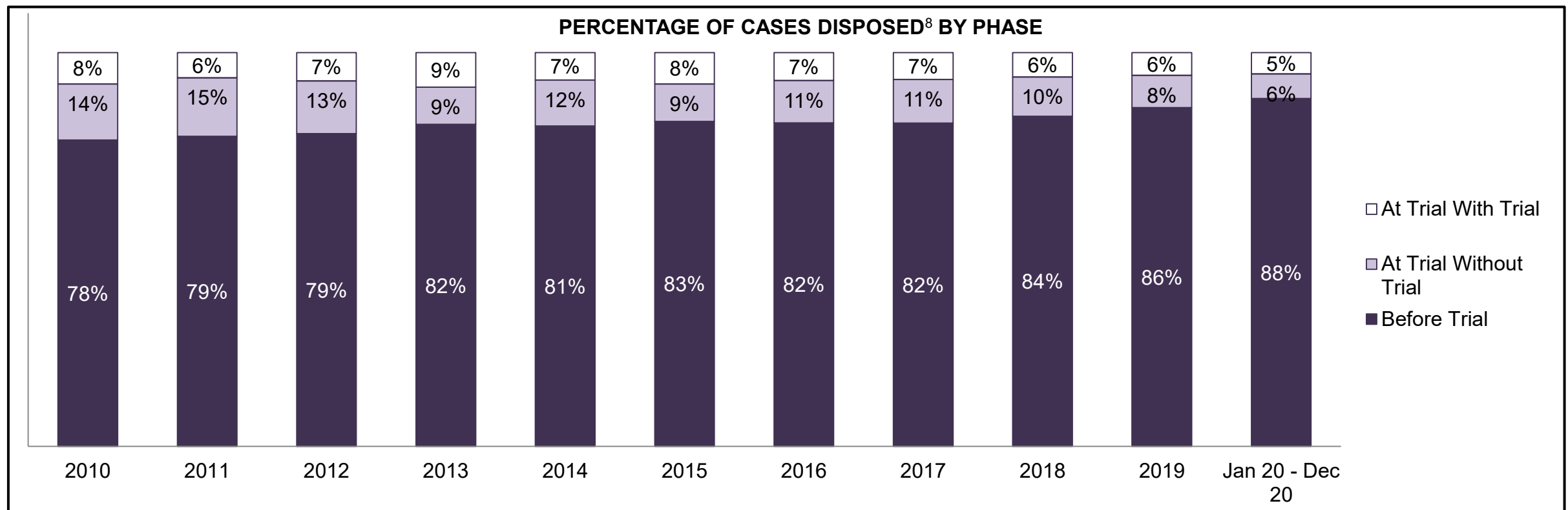


**ONTARIO COURT OF JUSTICE CRIMINAL MODERNIZATION COMMITTEE
CORNWALL DASHBOARD¹⁹**

PERCENTAGE OF DISPOSED CASES⁸ BY MONTHS TO DISPOSITION¹⁰



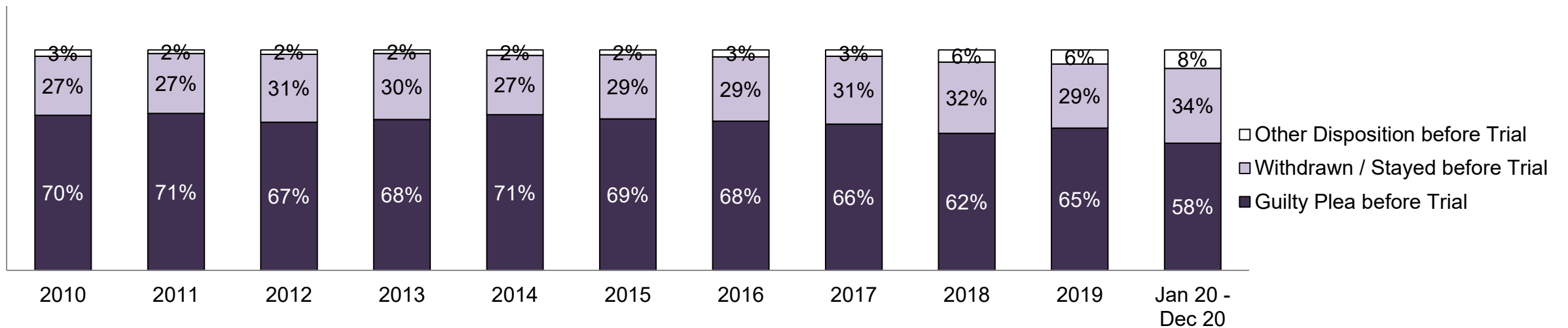
ONTARIO COURT OF JUSTICE CRIMINAL MODERNIZATION COMMITTEE CORNWALL DASHBOARD¹⁹



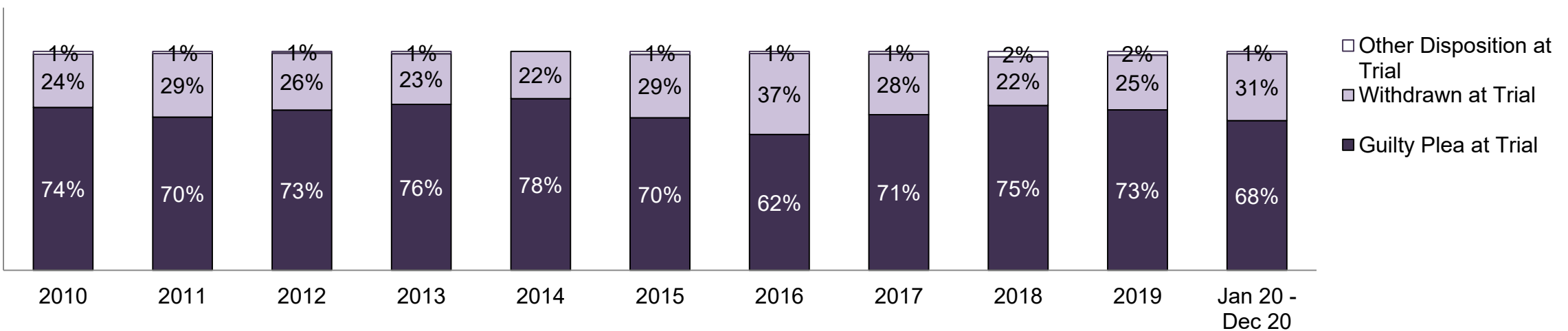
| Cases Disposed ⁸ by Phase and Percentage of In-Custody ¹¹ , Out-of-Custody ¹² Cases at Case Disposition | | | | | | | | | | | |
|--|-------|-------|-------|-------|-------|-------|-------|-------|-------|-------|-----------------|
| Phases | 2010 | 2011 | 2012 | 2013 | 2014 | 2015 | 2016 | 2017 | 2018 | 2019 | Jan 20 - Dec 20 |
| At Trial With Trial | 353 | 260 | 293 | 359 | 214 | 252 | 203 | 206 | 177 | 167 | 85 |
| In-Custody | 19% | 12% | 20% | 17% | 13% | 11% | 8% | 9% | 6% | 25% | 13% |
| Out-of-Custody | 81% | 88% | 80% | 83% | 87% | 89% | 92% | 91% | 94% | 75% | 87% |
| At Trial Without Trial | 630 | 606 | 545 | 389 | 358 | 300 | 306 | 332 | 284 | 236 | 98 |
| In-Custody | 16% | 18% | 13% | 16% | 16% | 13% | 12% | 13% | 14% | 11% | 7% |
| Out-of-Custody | 84% | 82% | 87% | 84% | 84% | 87% | 88% | 87% | 86% | 89% | 93% |
| Before Trial | 3,442 | 3,211 | 3,231 | 3,357 | 2,497 | 2,609 | 2,348 | 2,471 | 2,393 | 2,480 | 1,387 |
| In-Custody | 21% | 21% | 22% | 23% | 19% | 21% | 23% | 20% | 21% | 24% | 27% |
| Out-of-Custody | 79% | 79% | 78% | 77% | 81% | 79% | 77% | 80% | 79% | 76% | 73% |

ONTARIO COURT OF JUSTICE CRIMINAL MODERNIZATION COMMITTEE CORNWALL DASHBOARD¹⁹

PERCENTAGE OF CASES DISPOSED⁸ BEFORE TRIAL BY OUTCOME

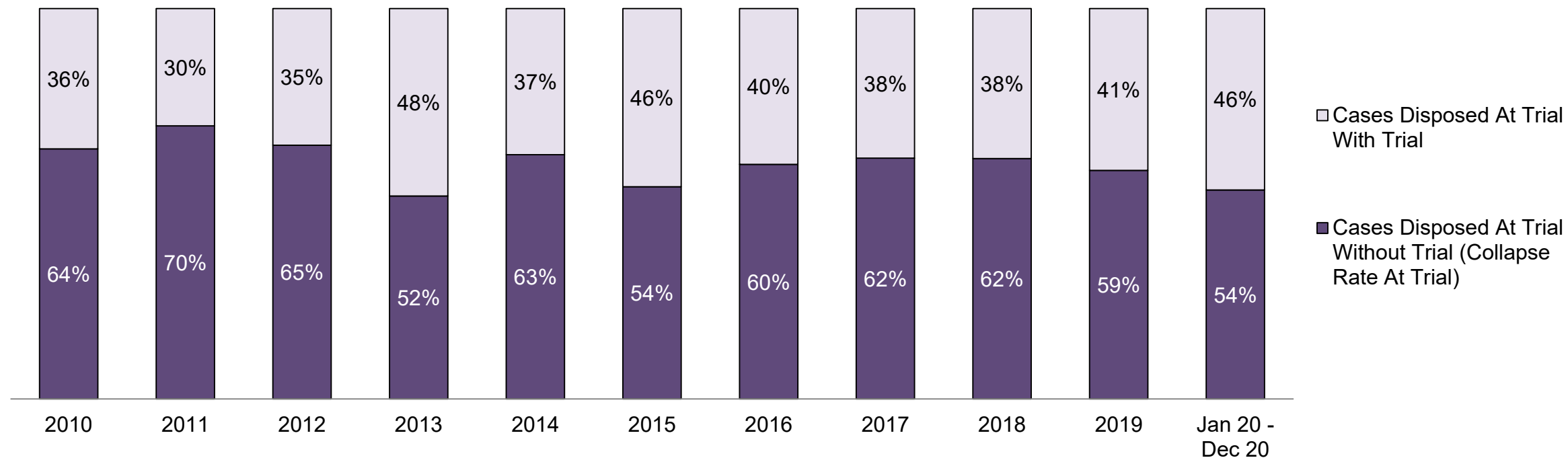


PERCENTAGE OF CASES DISPOSED⁸ AT TRIAL WITHOUT TRIAL (CASES COLLAPSED AT TRIAL) BY OUTCOME



ONTARIO COURT OF JUSTICE CRIMINAL MODERNIZATION COMMITTEE CORNWALL DASHBOARD¹⁹

PERCENTAGE OF CASES DISPOSED⁸ BY PHASE FOR CASES SET FOR TRIAL¹³

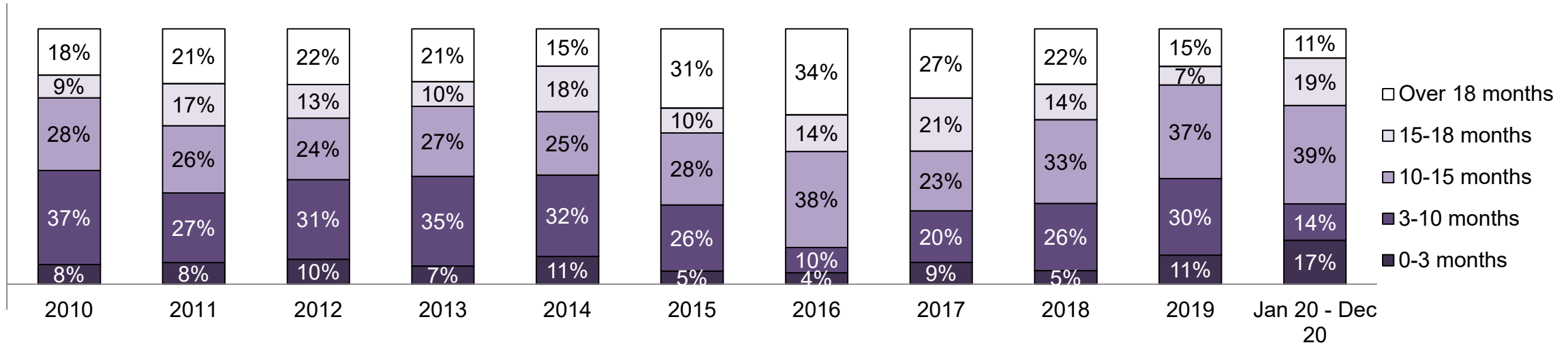


Percentage of Cases Disposed⁸ At Trial Without Trial (Collapse Rate At Trial²) by Offence Group At Disposition

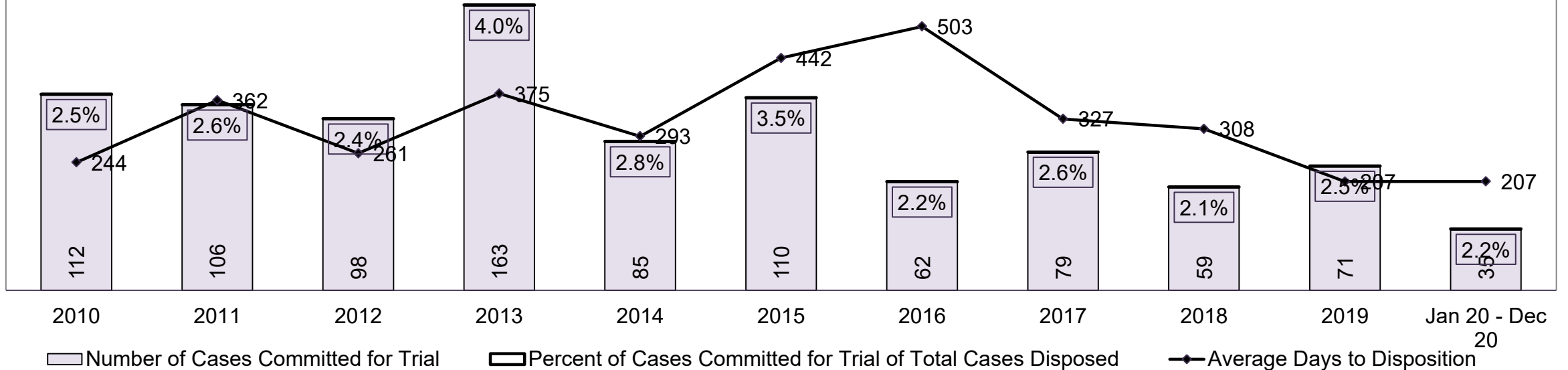
| Offence Group at Disposition ¹⁴ | 2010 | 2011 | 2012 | 2013 | 2014 | 2015 | 2016 | 2017 | 2018 | 2019 | Jan 20 - Dec 20 |
|--|-------------|-------------|-------------|-------------|-------------|-------------|-------------|-------------|-------------|-------------|-----------------|
| Crimes Against The Person | 28% | 28% | 30% | 31% | 35% | 27% | 36% | 37% | 37% | 42% | 50% |
| Crimes Against Property | 13% | 12% | 12% | 10% | 14% | 13% | 17% | 10% | 15% | 15% | 12% |
| Administration of Justice | 21% | 21% | 21% | 21% | 19% | 19% | 17% | 16% | 15% | 17% | 15% |
| Other Criminal Code | 6% | 6% | 5% | 11% | 8% | 10% | 6% | 8% | 6% | 3% | 3% |
| Criminal Code Traffic | 14% | 14% | 13% | 10% | 10% | 8% | 8% | 12% | 13% | 13% | 8% |
| Federal Statute | 18% | 19% | 18% | 18% | 14% | 23% | 17% | 16% | 14% | 10% | 11% |
| Total | 100% | 100% | 100% | 100% | 100% | 100% | 100% | 100% | 100% | 100% | 100% |

ONTARIO COURT OF JUSTICE CRIMINAL MODERNIZATION COMMITTEE CORNWALL DASHBOARD¹⁹

PERCENTAGE OF CASES DISPOSED⁸ AT TRIAL WITH TRIAL BY MONTHS TO DISPOSITION¹⁰



NUMBER, PERCENTAGE, & AVERAGE DAYS TO DISPOSITION¹⁵ OF CASES COMMITTED FOR TRIAL¹⁶ OF TOTAL CASES DISPOSED⁸



**ONTARIO COURT OF JUSTICE CRIMINAL MODERNIZATION COMMITTEE
CORNWALL DASHBOARD¹⁹
CASES PENDING AS OF DECEMBER 31, 2020**

PERCENTAGE OF PENDING CASES³ BY PENDING AGE⁶




Pending Cases³ by Pending Age⁶ and Percentage of Pending Cases In-Custody¹⁷ and Out-of-Custody¹⁸

| Court Location | Over 18 months | 15-18 months | 10-15 months | 8-10 months | 0-8 months | Total |
|-----------------|----------------|--------------|--------------|-------------|------------|--------------|
| CORNWALL | 249 | 102 | 301 | 157 | 2,070 | 2,879 |
| In-Custody | 7% | 4% | 11% | 24% | 15% | 14% |
| Out-of-Custody | 93% | 96% | 89% | 76% | 85% | 86% |

PENDING CASES³ BY PHASE: 15-18 MONTHS⁶



PENDING CASES³ BY PHASE: OVER 18 MONTHS⁶



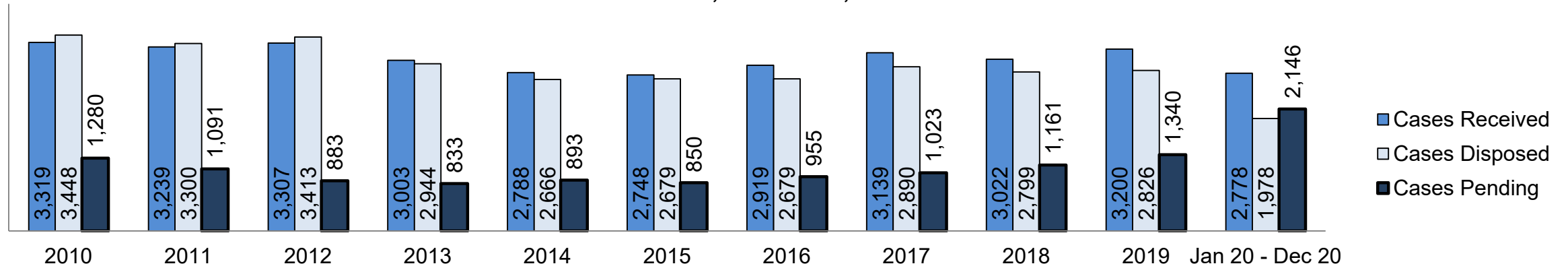
**ONTARIO COURT OF JUSTICE CRIMINAL MODERNIZATION COMMITTEE
KINGSTON DASHBOARD¹⁹**

| Key Metric | | Jan 20 - Dec 20 | | 2014 Baseline Median* | Change from 2014 Baseline Median | |
|------------------------------------|---|-------------------------------------|--------------------|-----------------------|----------------------------------|--------|
| | | Percent | Cases ¹ | | | |
| Bail | Disposed cases that began in the Bail Phase | | 63.7% | 1,260 | 42.6% | 21.1% |
| | Bail cases with a bail outcome (release order or detention order) | Total | 47.0% | 592 | 47.8% | -0.8% |
| | | Bail Disposition with 1 appearance | 37.2% | 220 | 48.8% | -11.6% |
| | | Bail Disposition in 1-3 days | 47.5% | 281 | 72.1% | -24.7% |
| | Bail cases with no bail disposition but with a case disposition | Total | 53.0% | 668 | 52.2% | 0.8% |
| | | Case disposition in 1-3 appearances | 18.1% | 121 | 35.3% | -17.2% |
| | | Case disposition in 0-3 months | 78.0% | 521 | 81.3% | -3.4% |
| Case disposition rate before trial | | 95.4% | 637 | 90.5% | 4.9% | |
| Before Trial | Disposition rate (includes bail cases with case dispositions) | | 90.8% | 1,796 | 82.9% | 7.9% |
| | Disposed within 1-3 appearances (net of bench warrant cases) | | 22.8% | 299 | 39.0% | -16.2% |
| | Disposed within 0-3 months (net of bench warrant cases) | | 62.4% | 818 | 67.5% | -5.1% |
| Trial | Collapse Rate at Trial ² | | 64.3% | 117 | 70.0% | -5.7% |

| Cases Pending ³ as of December 31, 2020 | | Percent | Cases ¹ | Cases in the Pre-Trial Phase ⁴ | Cases in the Trial Phase ⁵ (including preliminary hearing) |
|--|----------------|---------------|--------------------|---|---|
| Age of All Pending Cases⁶ | 0-8 months | 75.5% | 1,620 | 1,593 | 27 |
| | 8-10 months | 6.7% | 143 | 129 | 14 |
| | 10-15 months | 9.6% | 205 | 170 | 35 |
| | 15-18 months | 3.1% | 67 | 50 | 17 |
| | Over 18 months | 5.2% | 111 | 80 | 31 |
| Total | | 100.0% | 2,146 | 2,022 | 124 |

ONTARIO COURT OF JUSTICE CRIMINAL MODERNIZATION COMMITTEE KINGSTON DASHBOARD¹⁹

CASES RECEIVED⁷, DISPOSED⁸, AND PENDING³



Cases Received⁷ by Offence Group

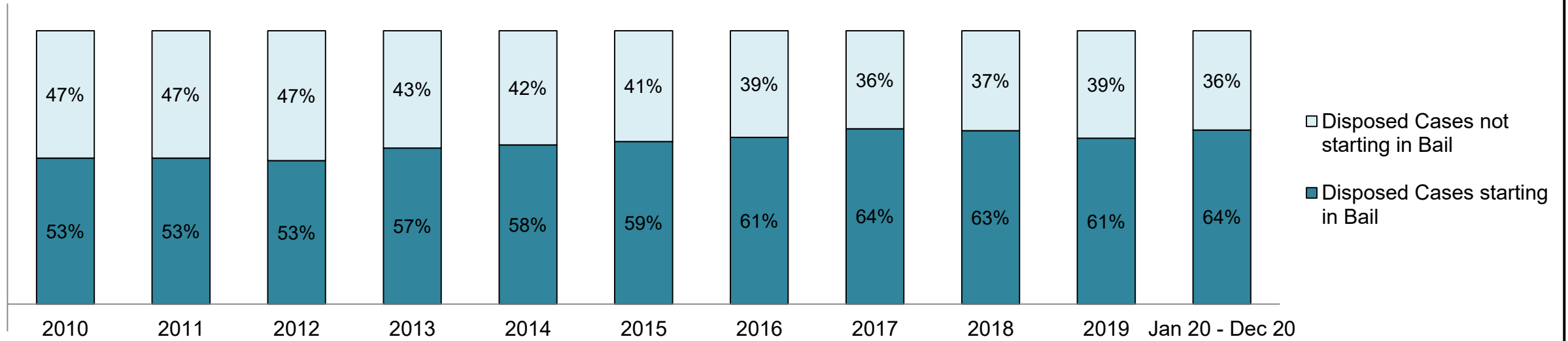
| Offence Group ⁹ | 2010 | 2011 | 2012 | 2013 | 2014 | 2015 | 2016 | 2017 | 2018 | 2019 | Jan 20 - Dec 20 |
|----------------------------|------|------|------|------|------|------|------|------|------|-------|-----------------|
| Crimes Against The Person | 922 | 928 | 965 | 754 | 752 | 754 | 769 | 866 | 809 | 796 | 843 |
| Crimes Against Property | 843 | 817 | 836 | 749 | 693 | 674 | 733 | 814 | 791 | 790 | 597 |
| Administration of Justice | 756 | 744 | 816 | 844 | 760 | 822 | 859 | 942 | 948 | 1,155 | 811 |
| Other Criminal Code | 254 | 205 | 186 | 166 | 166 | 134 | 162 | 174 | 177 | 179 | 190 |
| Criminal Code Traffic | 167 | 220 | 189 | 148 | 130 | 133 | 170 | 133 | 140 | 115 | 141 |
| Federal Statute | 377 | 325 | 315 | 342 | 287 | 231 | 226 | 210 | 157 | 165 | 196 |

Cases Pending³ by Offence Group

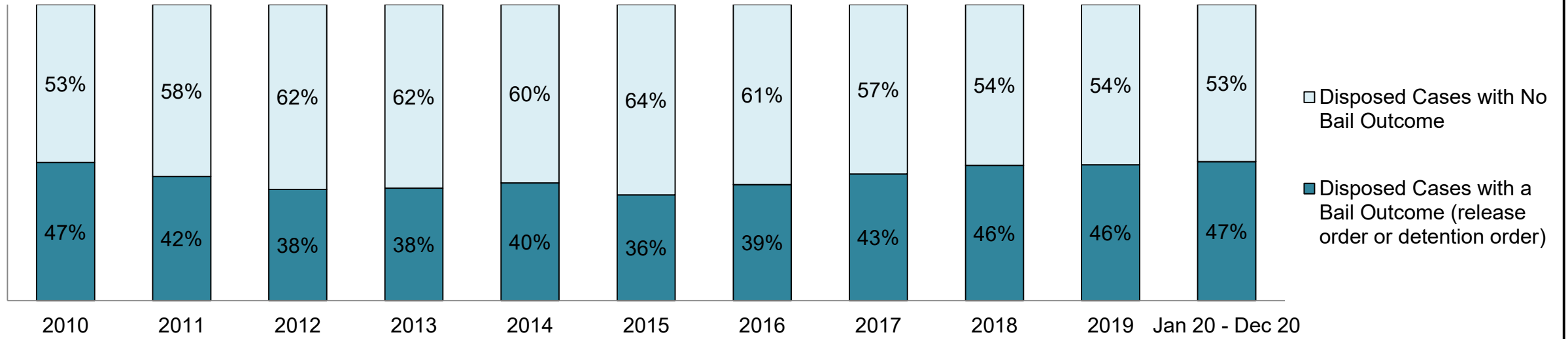
| Offence Group ⁹ | 2010 | 2011 | 2012 | 2013 | 2014 | 2015 | 2016 | 2017 | 2018 | 2019 | Jan 20 - Dec 20 |
|----------------------------|------|------|------|------|------|------|------|------|------|------|-----------------|
| Crimes Against The Person | 398 | 351 | 310 | 259 | 265 | 282 | 332 | 351 | 396 | 452 | 739 |
| Crimes Against Property | 290 | 226 | 196 | 174 | 224 | 203 | 216 | 250 | 302 | 343 | 470 |
| Administration of Justice | 197 | 152 | 106 | 141 | 148 | 157 | 167 | 205 | 238 | 312 | 506 |
| Other Criminal Code | 101 | 81 | 69 | 46 | 49 | 48 | 69 | 63 | 82 | 91 | 152 |
| Criminal Code Traffic | 82 | 88 | 68 | 61 | 56 | 52 | 71 | 66 | 60 | 63 | 131 |
| Federal Statute | 212 | 193 | 134 | 152 | 151 | 108 | 100 | 88 | 83 | 79 | 148 |

ONTARIO COURT OF JUSTICE CRIMINAL MODERNIZATION COMMITTEE KINGSTON DASHBOARD¹⁹

PERCENTAGE OF DISPOSED CASES⁸ STARTING IN BAIL

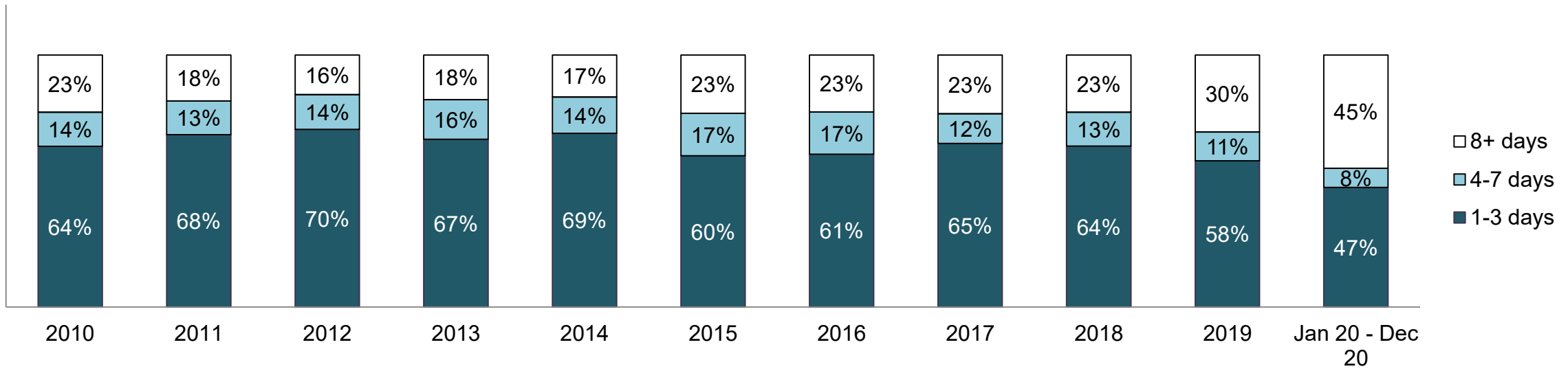


PERCENTAGE OF DISPOSED CASES⁸ STARTING IN BAIL BY BAIL OUTCOME

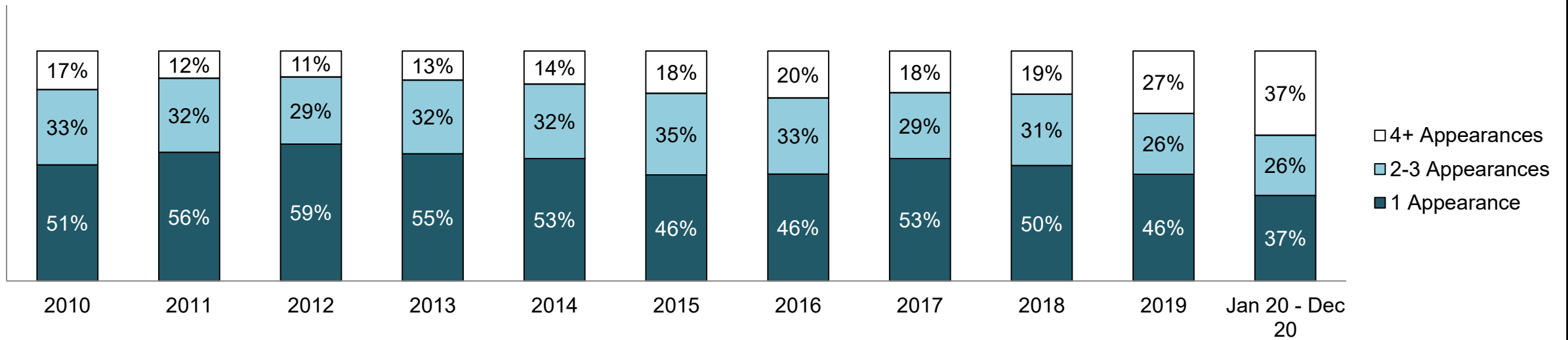


ONTARIO COURT OF JUSTICE CRIMINAL MODERNIZATION COMMITTEE KINGSTON DASHBOARD¹⁹

PERCENTAGE OF BAIL CASES BY DAYS FROM FIRST BAIL APPEARANCE TO BAIL DISPOSITION

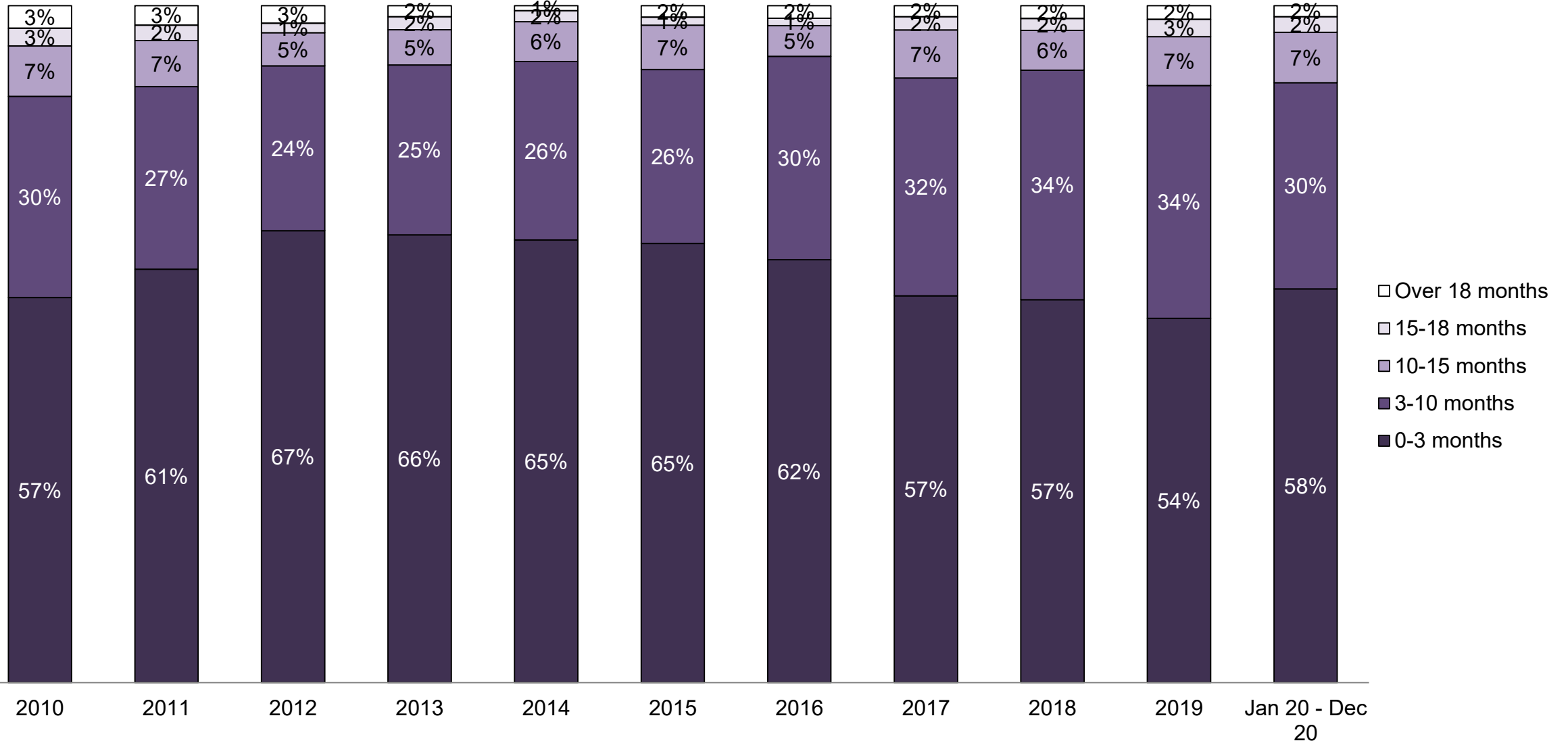


PERCENTAGE OF BAIL CASES BY NUMBER OF APPEARANCES FROM FIRST BAIL APPEARANCE TO BAIL DISPOSITION

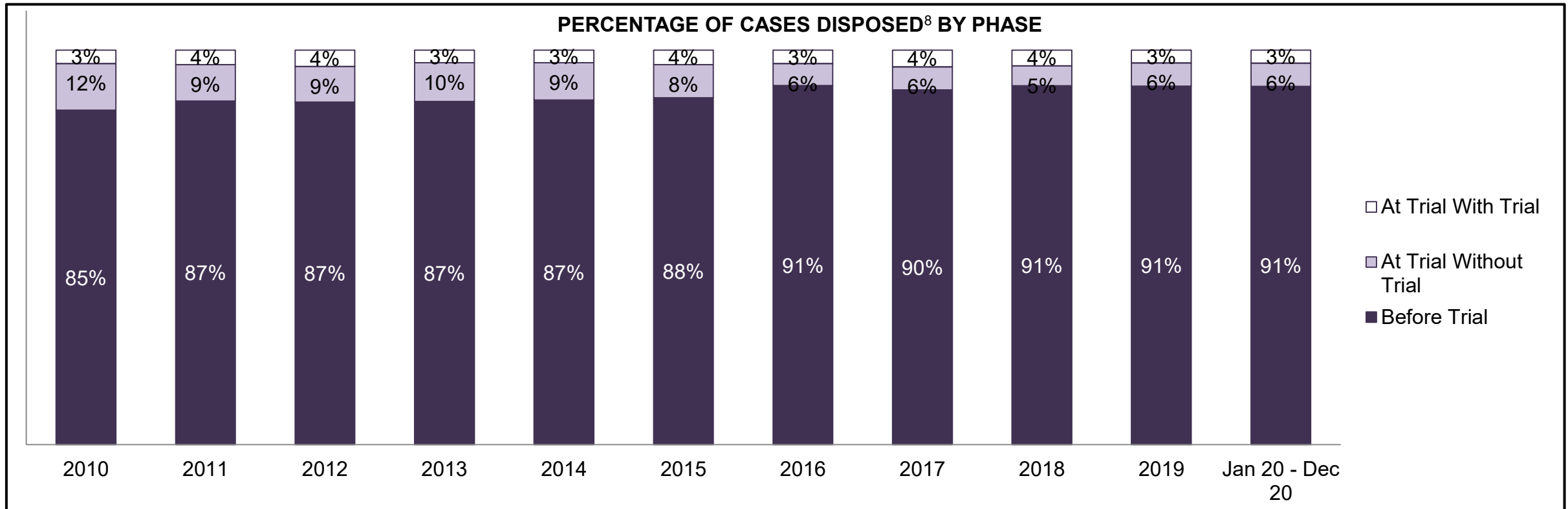


**ONTARIO COURT OF JUSTICE CRIMINAL MODERNIZATION COMMITTEE
KINGSTON DASHBOARD¹⁹**

PERCENTAGE OF DISPOSED CASES⁸ BY MONTHS TO DISPOSITION¹⁰



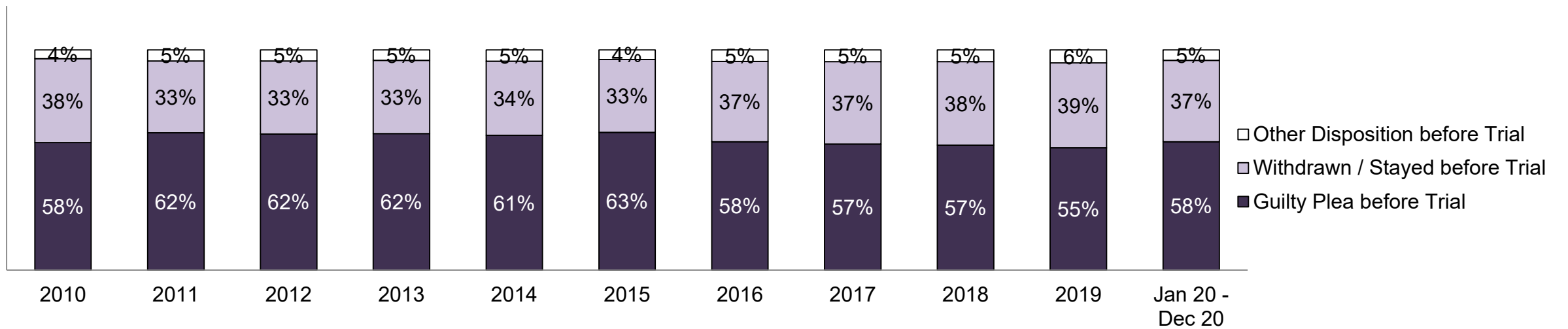
**ONTARIO COURT OF JUSTICE CRIMINAL MODERNIZATION COMMITTEE
KINGSTON DASHBOARD¹⁹**



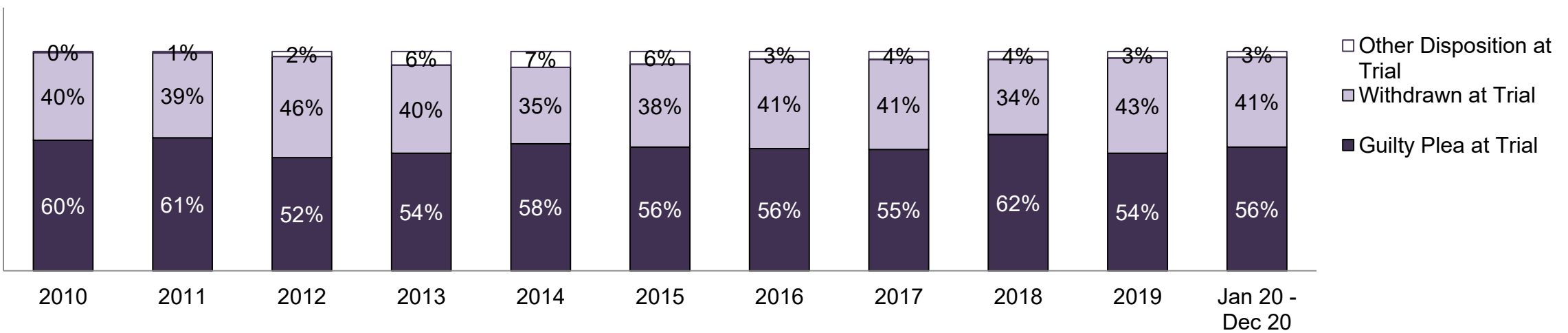
| Cases Disposed⁸ by Phase and Percentage of In-Custody¹¹, Out-of-Custody¹² Cases at Case Disposition | | | | | | | | | | | |
|---|-------------|-------------|-------------|-------------|-------------|-------------|-------------|-------------|-------------|-------------|------------------------|
| Phases | 2010 | 2011 | 2012 | 2013 | 2014 | 2015 | 2016 | 2017 | 2018 | 2019 | Jan 20 - Dec 20 |
| At Trial With Trial | 117 | 121 | 141 | 94 | 85 | 99 | 92 | 123 | 112 | 92 | 65 |
| In-Custody | 25% | 29% | 18% | 11% | 27% | 25% | 26% | 26% | 21% | 16% | 34% |
| Out-of-Custody | 75% | 71% | 82% | 89% | 73% | 75% | 74% | 74% | 79% | 84% | 66% |
| At Trial Without Trial | 408 | 305 | 308 | 289 | 252 | 225 | 149 | 168 | 140 | 166 | 117 |
| In-Custody | 20% | 19% | 16% | 24% | 20% | 20% | 23% | 15% | 14% | 28% | 24% |
| Out-of-Custody | 80% | 81% | 84% | 76% | 80% | 80% | 77% | 85% | 86% | 72% | 76% |
| Before Trial | 2,923 | 2,874 | 2,964 | 2,561 | 2,329 | 2,355 | 2,438 | 2,599 | 2,547 | 2,568 | 1,796 |
| In-Custody | 34% | 35% | 37% | 39% | 38% | 43% | 41% | 41% | 38% | 36% | 40% |
| Out-of-Custody | 66% | 65% | 63% | 61% | 62% | 57% | 59% | 59% | 62% | 64% | 60% |

ONTARIO COURT OF JUSTICE CRIMINAL MODERNIZATION COMMITTEE KINGSTON DASHBOARD¹⁹

PERCENTAGE OF CASES DISPOSED⁸ BEFORE TRIAL BY OUTCOME

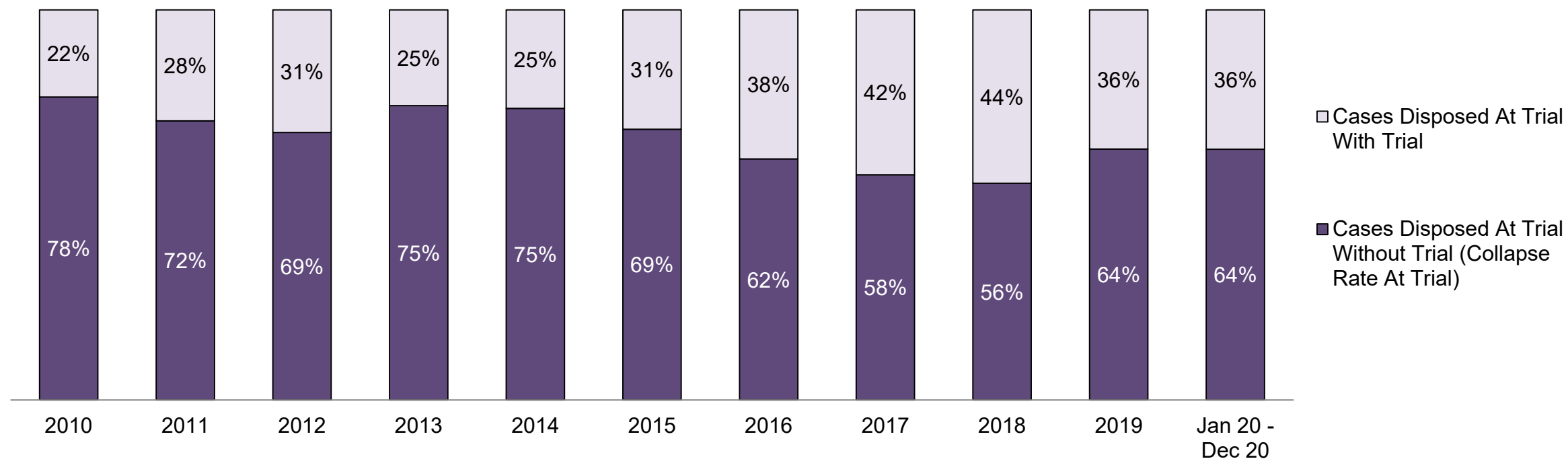


PERCENTAGE OF CASES DISPOSED⁸ AT TRIAL WITHOUT TRIAL (CASES COLLAPSED AT TRIAL) BY OUTCOME



ONTARIO COURT OF JUSTICE CRIMINAL MODERNIZATION COMMITTEE KINGSTON DASHBOARD¹⁹

PERCENTAGE OF CASES DISPOSED⁸ BY PHASE FOR CASES SET FOR TRIAL¹³

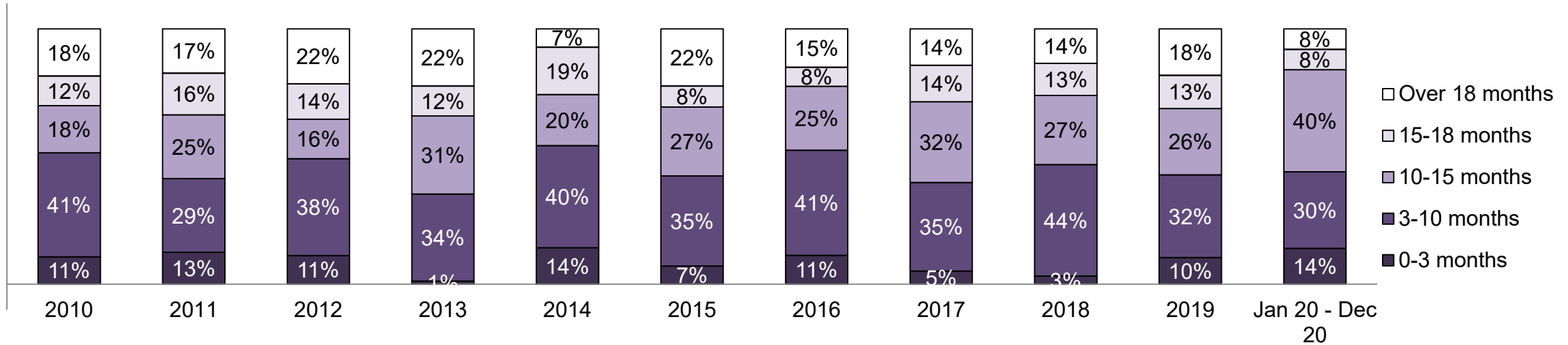


Percentage of Cases Disposed⁸ At Trial Without Trial (Collapse Rate At Trial²) by Offence Group At Disposition

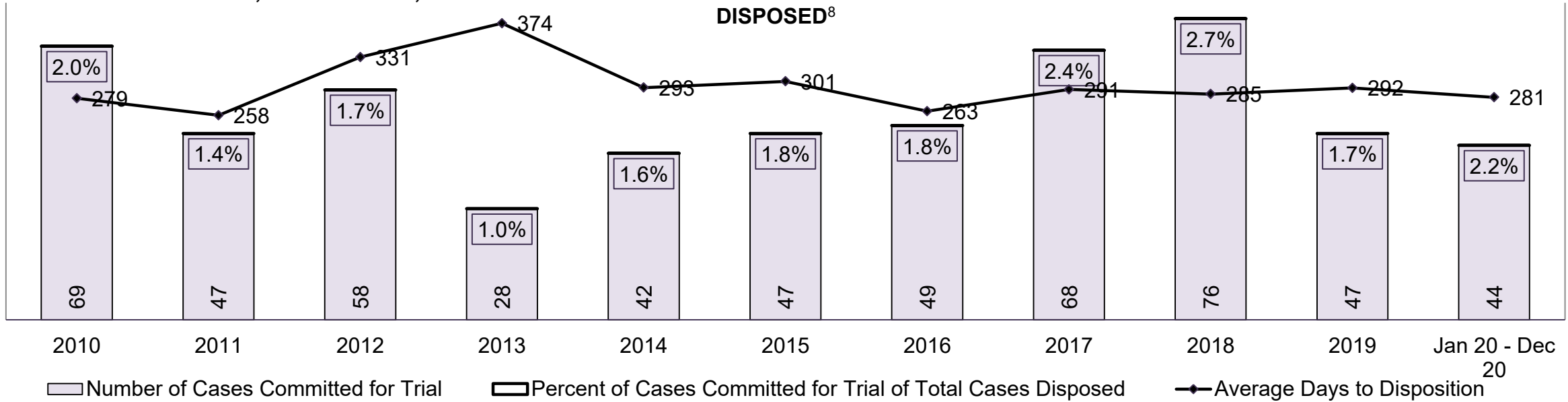
| Offence Group at Disposition ¹⁴ | 2010 | 2011 | 2012 | 2013 | 2014 | 2015 | 2016 | 2017 | 2018 | 2019 | Jan 20 - Dec 20 |
|--|-------------|-------------|-------------|-------------|-------------|-------------|-------------|-------------|-------------|-------------|-----------------|
| Crimes Against The Person | 49% | 45% | 40% | 45% | 39% | 41% | 46% | 47% | 53% | 65% | 53% |
| Crimes Against Property | 14% | 13% | 12% | 13% | 15% | 12% | 11% | 10% | 10% | 8% | 6% |
| Administration of Justice | 14% | 14% | 14% | 15% | 20% | 19% | 15% | 12% | 10% | 12% | 20% |
| Other Criminal Code | 7% | 9% | 8% | 5% | 7% | 6% | 5% | 5% | 7% | 3% | 5% |
| Criminal Code Traffic | 10% | 8% | 10% | 9% | 7% | 9% | 9% | 9% | 9% | 5% | 3% |
| Federal Statute | 6% | 11% | 16% | 11% | 11% | 12% | 13% | 18% | 12% | 7% | 13% |
| Total | 100% | 100% | 100% | 100% | 100% | 100% | 100% | 100% | 100% | 100% | 100% |

ONTARIO COURT OF JUSTICE CRIMINAL MODERNIZATION COMMITTEE KINGSTON DASHBOARD¹⁹

PERCENTAGE OF CASES DISPOSED⁸ AT TRIAL WITH TRIAL BY MONTHS TO DISPOSITION¹⁰




NUMBER, PERCENTAGE, & AVERAGE DAYS TO DISPOSITION¹⁵ OF CASES COMMITTED FOR TRIAL¹⁶ OF TOTAL CASES DISPOSED⁸



**ONTARIO COURT OF JUSTICE CRIMINAL MODERNIZATION COMMITTEE
KINGSTON DASHBOARD¹⁹
CASES PENDING AS OF DECEMBER 31, 2020**

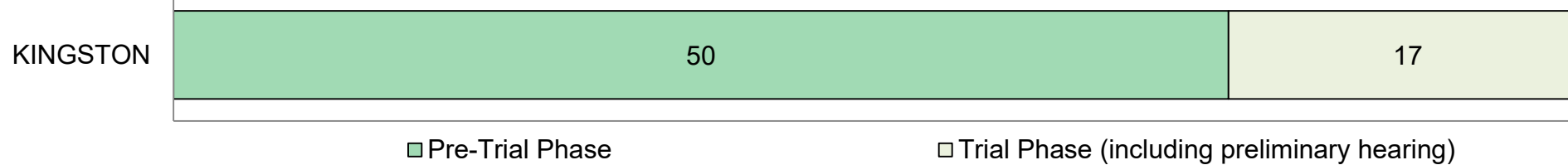
PERCENTAGE OF PENDING CASES³ BY PENDING AGE⁶



Pending Cases³ by Pending Age⁶ and Percentage of Pending Cases In-Custody¹⁷ and Out-of-Custody¹⁸

| Court Location | Over 18 months | 15-18 months | 10-15 months | 8-10 months | 0-8 months | Total |
|-----------------|----------------|--------------|--------------|-------------|------------|--------------|
| KINGSTON | 111 | 67 | 205 | 143 | 1,620 | 2,146 |
| In-Custody | 14% | 18% | 14% | 19% | 17% | 17% |
| Out-of-Custody | 86% | 82% | 86% | 81% | 83% | 83% |

PENDING CASES³ BY PHASE: 15-18 MONTHS⁶



PENDING CASES³ BY PHASE: OVER 18 MONTHS⁶

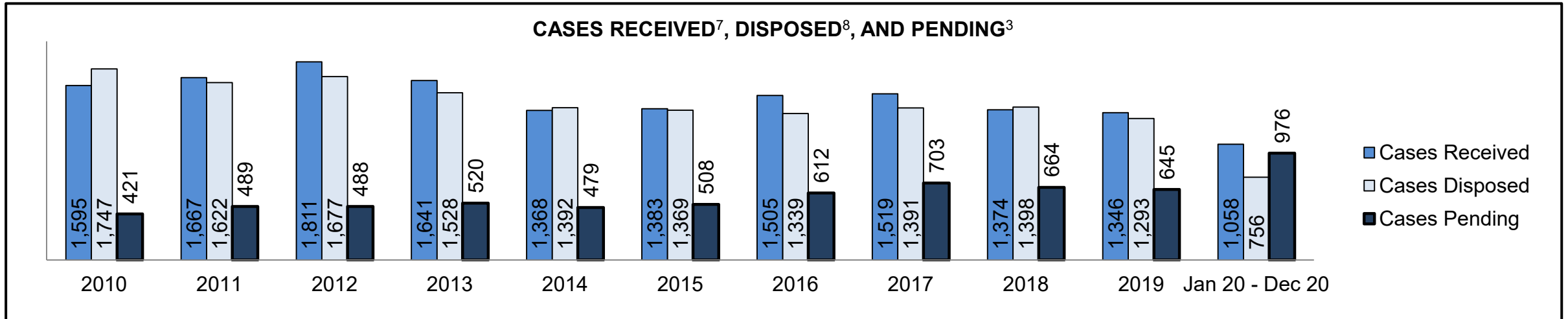


**ONTARIO COURT OF JUSTICE CRIMINAL MODERNIZATION COMMITTEE
L'ORIGINAL DASHBOARD¹⁹**

| Key Metric | | Jan 20 - Dec 20 | | 2014 Baseline Median* | Change from 2014 Baseline Median | |
|------------------------------------|---|-------------------------------------|--------------------|-----------------------|----------------------------------|--------|
| | | Percent | Cases ¹ | | | |
| Bail | Disposed cases that began in the Bail Phase | | 21.8% | 165 | 33.5% | -11.7% |
| | Bail cases with a bail outcome (release order or detention order) | Total | 64.2% | 106 | 50.7% | 13.6% |
| | | Bail Disposition with 1 appearance | 66.0% | 70 | 52.9% | 13.2% |
| | | Bail Disposition in 1-3 days | 80.2% | 85 | 73.8% | 6.4% |
| | Bail cases with no bail disposition but with a case disposition | Total | 35.8% | 59 | 49.3% | -13.6% |
| | | Case disposition in 1-3 appearances | 13.6% | 8 | 33.4% | -19.8% |
| | | Case disposition in 0-3 months | 71.2% | 42 | 77.3% | -6.1% |
| Case disposition rate before trial | | 91.5% | 54 | 91.8% | -0.3% | |
| Before Trial | Disposition rate (includes bail cases with case dispositions) | | 88.1% | 666 | 85.7% | 2.4% |
| | Disposed within 1-3 appearances (net of bench warrant cases) | | 43.5% | 185 | 47.2% | -3.7% |
| | Disposed within 0-3 months (net of bench warrant cases) | | 58.4% | 248 | 62.6% | -4.2% |
| Trial | Collapse Rate at Trial ² | | 64.4% | 58 | 66.9% | -2.5% |

| Cases Pending ³ as of December 31, 2020 | | Percent | Cases ¹ | Cases in the Pre-Trial Phase ⁴ | Cases in the Trial Phase ⁵ (including preliminary hearing) |
|--|----------------|---------------|--------------------|---|---|
| Age of All Pending Cases⁶ | 0-8 months | 68.9% | 672 | 671 | 1 |
| | 8-10 months | 5.3% | 52 | 46 | 6 |
| | 10-15 months | 11.2% | 109 | 87 | 22 |
| | 15-18 months | 5.2% | 51 | 32 | 19 |
| | Over 18 months | 9.4% | 92 | 36 | 56 |
| Total | | 100.0% | 976 | 872 | 104 |

**ONTARIO COURT OF JUSTICE CRIMINAL MODERNIZATION COMMITTEE
L'ORIGINAL DASHBOARD¹⁹**



Cases Received⁷ by Offence Group

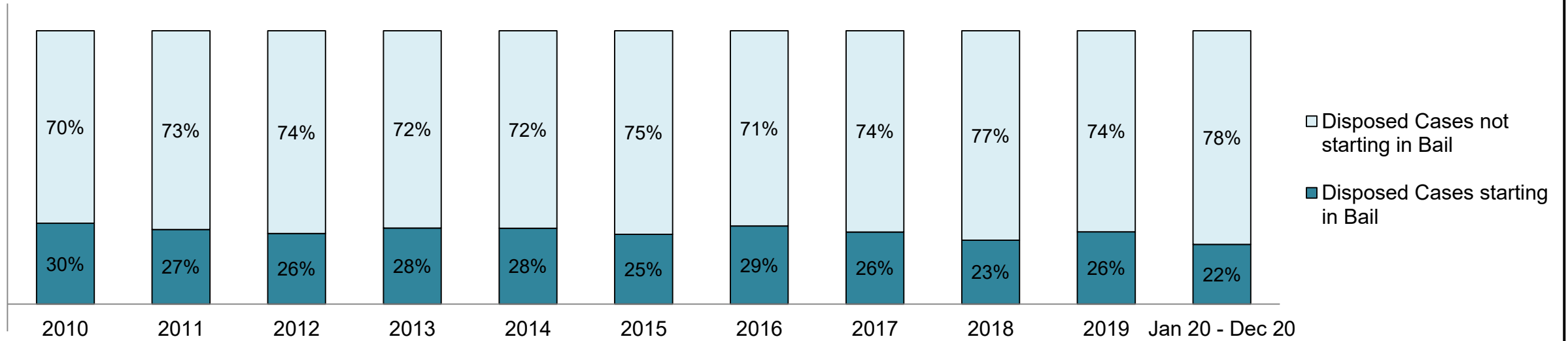
| Offence Group ⁹ | 2010 | 2011 | 2012 | 2013 | 2014 | 2015 | 2016 | 2017 | 2018 | 2019 | Jan 20 - Dec 20 |
|----------------------------|------|------|------|------|------|------|------|------|------|------|-----------------|
| Crimes Against The Person | 485 | 499 | 516 | 435 | 403 | 426 | 449 | 423 | 412 | 401 | 329 |
| Crimes Against Property | 234 | 221 | 278 | 269 | 211 | 180 | 265 | 188 | 211 | 227 | 147 |
| Administration of Justice | 422 | 437 | 525 | 474 | 376 | 397 | 440 | 498 | 442 | 425 | 282 |
| Other Criminal Code | 75 | 102 | 63 | 64 | 52 | 42 | 66 | 57 | 56 | 59 | 45 |
| Criminal Code Traffic | 164 | 162 | 153 | 136 | 127 | 120 | 132 | 177 | 141 | 147 | 170 |
| Federal Statute | 215 | 246 | 276 | 263 | 199 | 218 | 153 | 176 | 112 | 87 | 85 |

Cases Pending³ by Offence Group

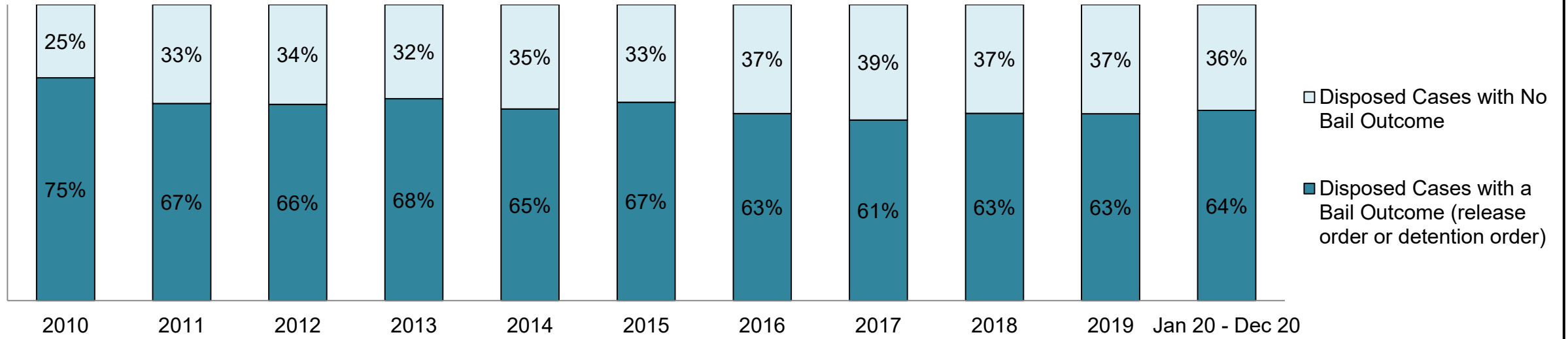
| Offence Group ⁹ | 2010 | 2011 | 2012 | 2013 | 2014 | 2015 | 2016 | 2017 | 2018 | 2019 | Jan 20 - Dec 20 |
|----------------------------|------|------|------|------|------|------|------|------|------|------|-----------------|
| Crimes Against The Person | 153 | 171 | 190 | 169 | 177 | 195 | 242 | 249 | 274 | 250 | 342 |
| Crimes Against Property | 49 | 56 | 72 | 80 | 52 | 58 | 91 | 74 | 88 | 105 | 175 |
| Administration of Justice | 58 | 81 | 80 | 85 | 93 | 113 | 93 | 139 | 139 | 134 | 184 |
| Other Criminal Code | 25 | 41 | 13 | 24 | 22 | 15 | 37 | 31 | 30 | 21 | 44 |
| Criminal Code Traffic | 59 | 54 | 59 | 74 | 69 | 52 | 74 | 115 | 94 | 88 | 155 |
| Federal Statute | 77 | 86 | 74 | 88 | 66 | 75 | 75 | 95 | 39 | 47 | 76 |

**ONTARIO COURT OF JUSTICE CRIMINAL MODERNIZATION COMMITTEE
L'ORIGINAL DASHBOARD¹⁹**

PERCENTAGE OF DISPOSED CASES⁸ STARTING IN BAIL



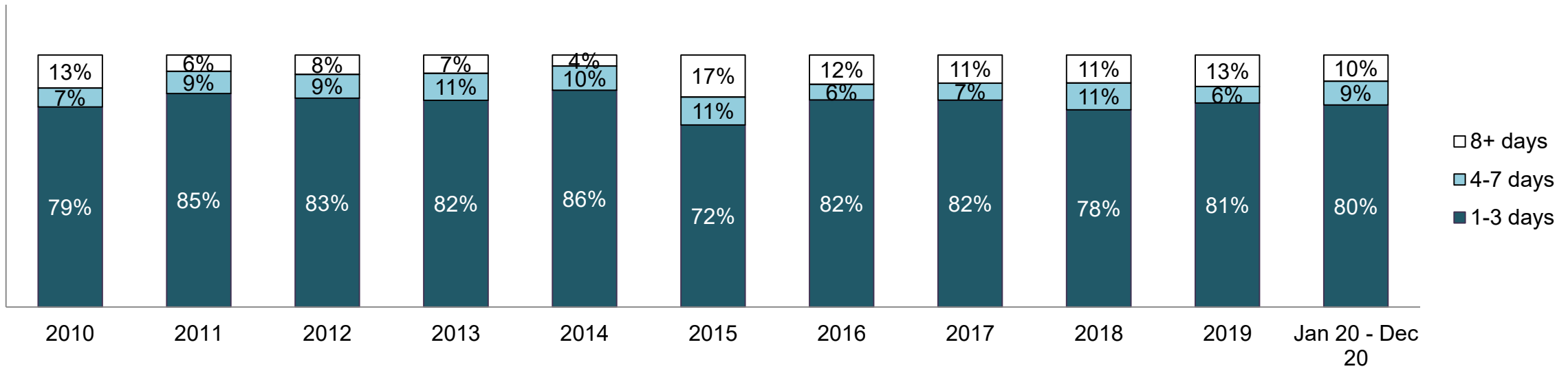
PERCENTAGE OF DISPOSED CASES⁸ STARTING IN BAIL BY BAIL OUTCOME



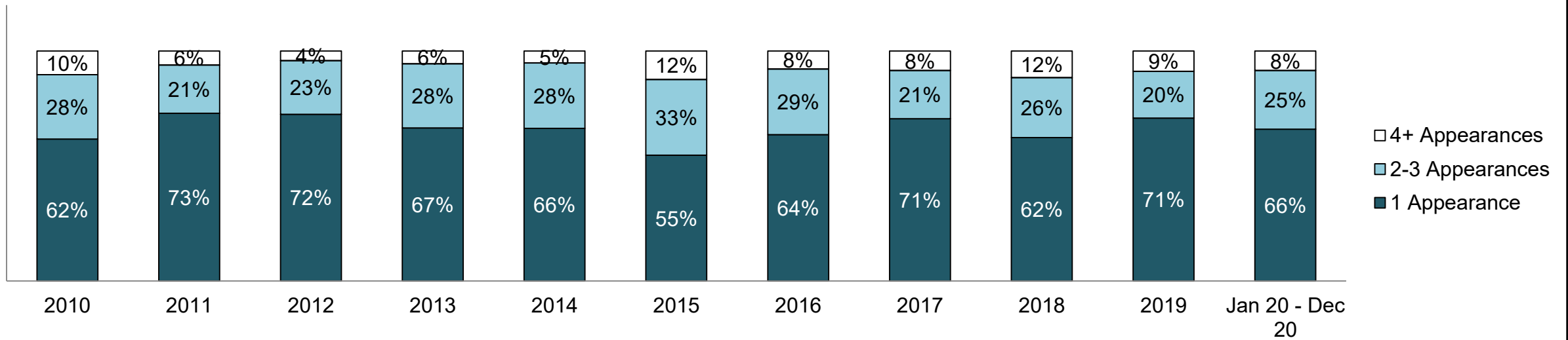
ONTARIO COURT OF JUSTICE CRIMINAL MODERNIZATION COMMITTEE

L'ORIGINAL DASHBOARD¹⁹

PERCENTAGE OF BAIL CASES BY DAYS FROM FIRST BAIL APPEARANCE TO BAIL DISPOSITION

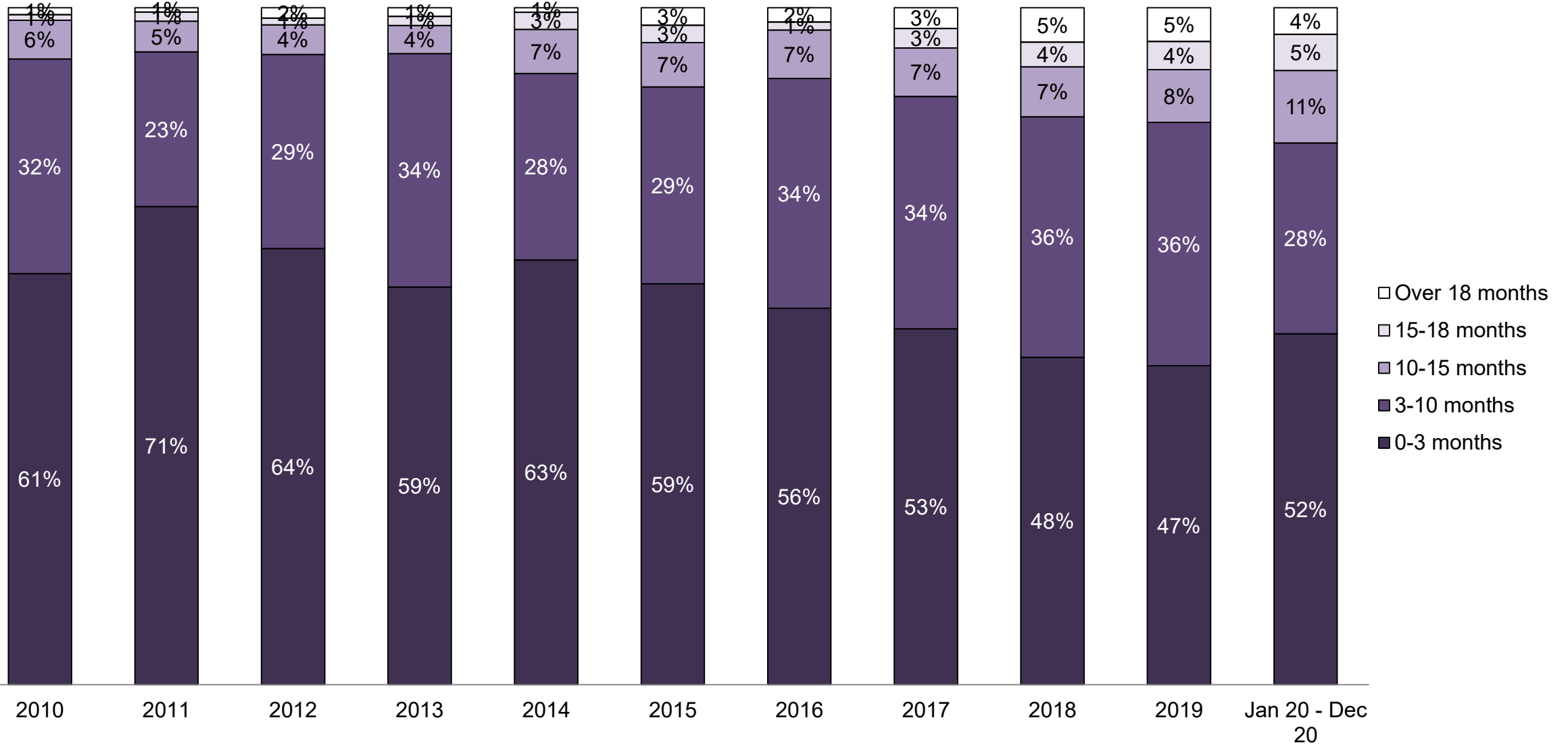


PERCENTAGE OF BAIL CASES BY NUMBER OF APPEARANCES FROM FIRST BAIL APPEARANCE TO BAIL DISPOSITION

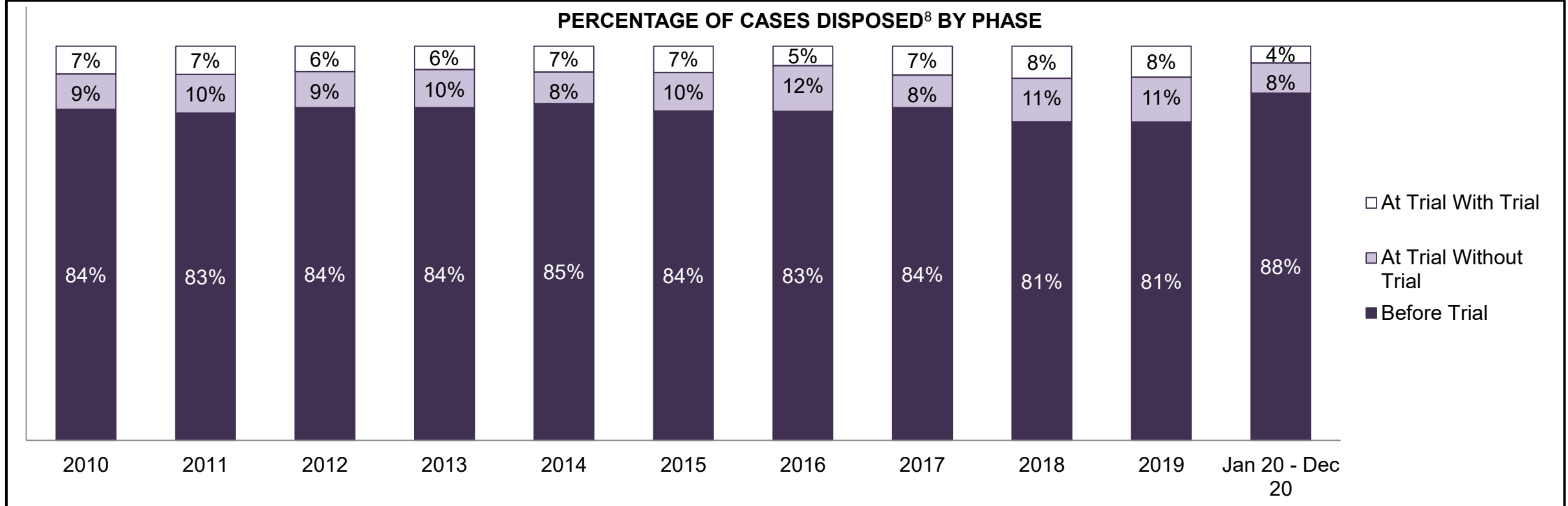


**ONTARIO COURT OF JUSTICE CRIMINAL MODERNIZATION COMMITTEE
L'ORIGINAL DASHBOARD¹⁹**

PERCENTAGE OF DISPOSED CASES⁸ BY MONTHS TO DISPOSITION¹⁰



**ONTARIO COURT OF JUSTICE CRIMINAL MODERNIZATION COMMITTEE
L'ORIGINAL DASHBOARD¹⁹**

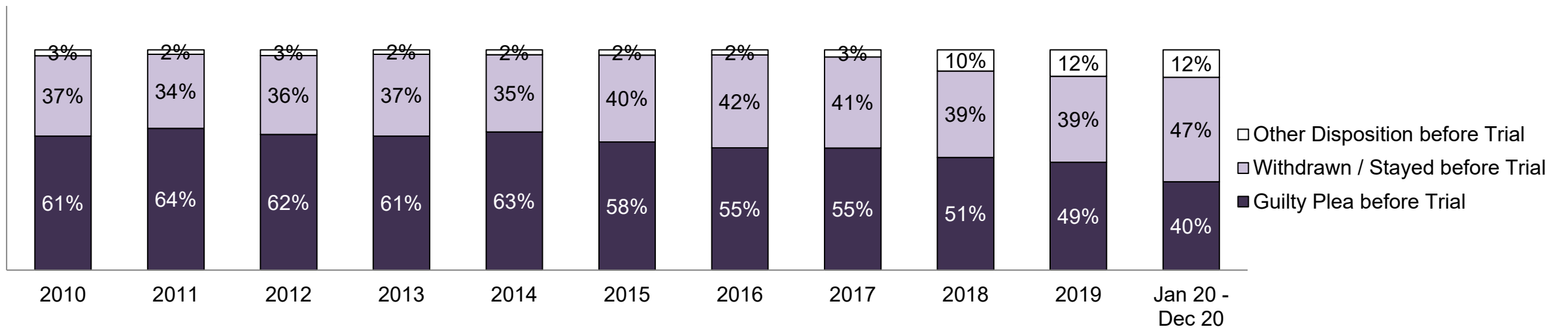


Cases Disposed⁸ by Phase and Percentage of In-Custody¹¹, Out-of-Custody¹² Cases at Case Disposition

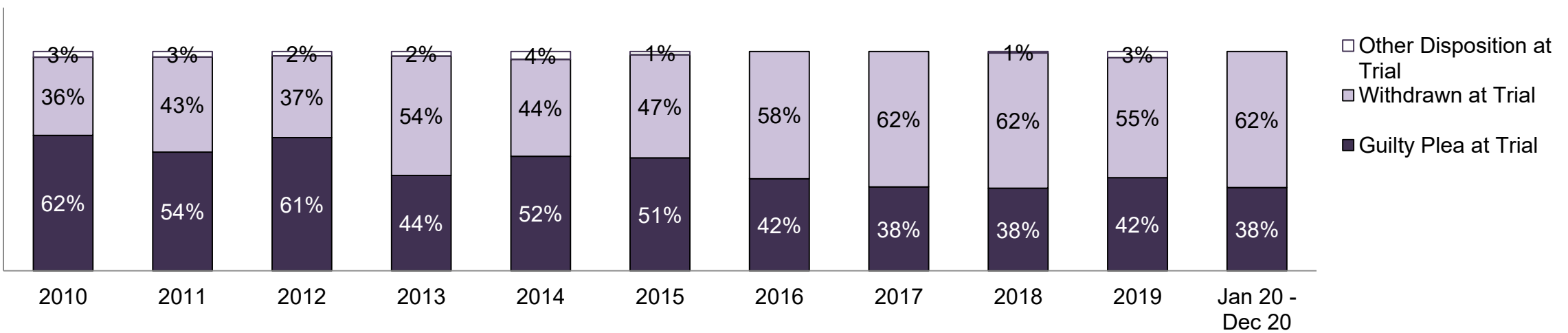
| Phases | 2010 | 2011 | 2012 | 2013 | 2014 | 2015 | 2016 | 2017 | 2018 | 2019 | Jan 20 - Dec 20 |
|-------------------------------|-------|-------|-------|-------|-------|-------|-------|-------|-------|-------|-----------------|
| At Trial With Trial | 123 | 116 | 108 | 91 | 91 | 91 | 66 | 102 | 114 | 102 | 32 |
| In-Custody | 3% | 7% | 2% | 8% | 3% | 1% | 3% | 3% | 4% | 10% | 9% |
| Out-of-Custody | 97% | 93% | 98% | 92% | 97% | 99% | 97% | 97% | 96% | 90% | 91% |
| At Trial Without Trial | 157 | 159 | 153 | 147 | 111 | 134 | 155 | 115 | 154 | 146 | 58 |
| In-Custody | 10% | 9% | 10% | 13% | 13% | 3% | 12% | 4% | 7% | 12% | 9% |
| Out-of-Custody | 90% | 91% | 90% | 87% | 87% | 97% | 88% | 96% | 93% | 88% | 91% |
| Before Trial | 1,467 | 1,347 | 1,416 | 1,290 | 1,190 | 1,144 | 1,118 | 1,174 | 1,130 | 1,045 | 666 |
| In-Custody | 10% | 10% | 10% | 9% | 11% | 10% | 12% | 13% | 11% | 11% | 9% |
| Out-of-Custody | 90% | 90% | 90% | 91% | 89% | 90% | 88% | 87% | 89% | 89% | 91% |

ONTARIO COURT OF JUSTICE CRIMINAL MODERNIZATION COMMITTEE L'ORIGINAL DASHBOARD¹⁹

PERCENTAGE OF CASES DISPOSED⁸ BEFORE TRIAL BY OUTCOME

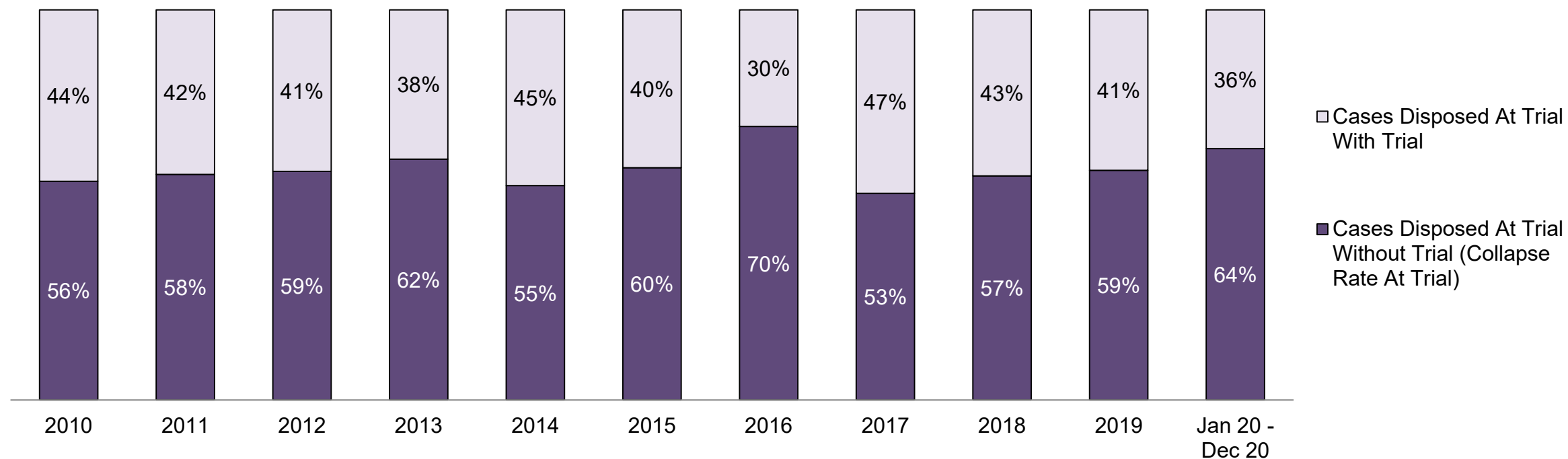


PERCENTAGE OF CASES DISPOSED⁸ AT TRIAL WITHOUT TRIAL (CASES COLLAPSED AT TRIAL) BY OUTCOME



ONTARIO COURT OF JUSTICE CRIMINAL MODERNIZATION COMMITTEE L'ORIGINAL DASHBOARD¹⁹

PERCENTAGE OF CASES DISPOSED⁸ BY PHASE FOR CASES SET FOR TRIAL¹³

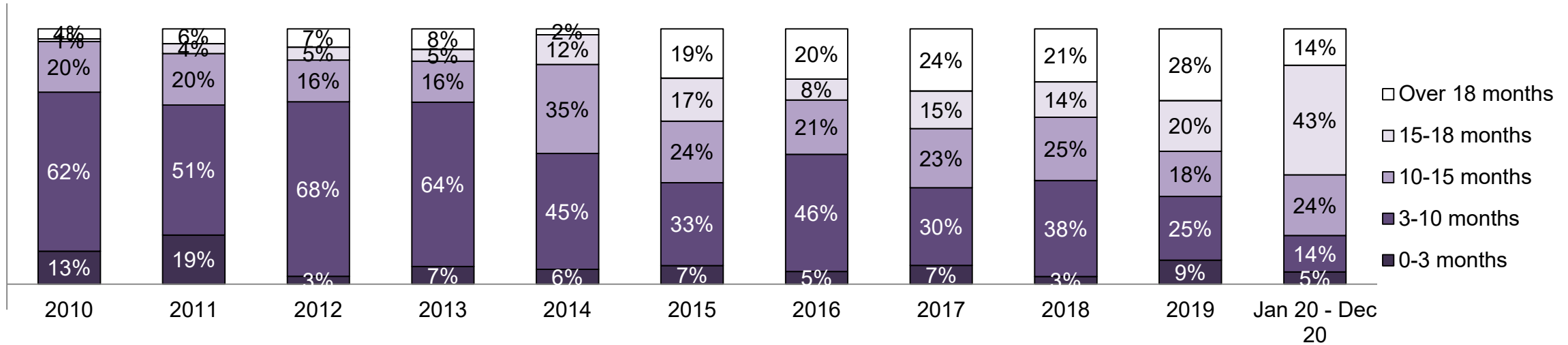


Percentage of Cases Disposed⁸ At Trial Without Trial (Collapse Rate At Trial²) by Offence Group At Disposition

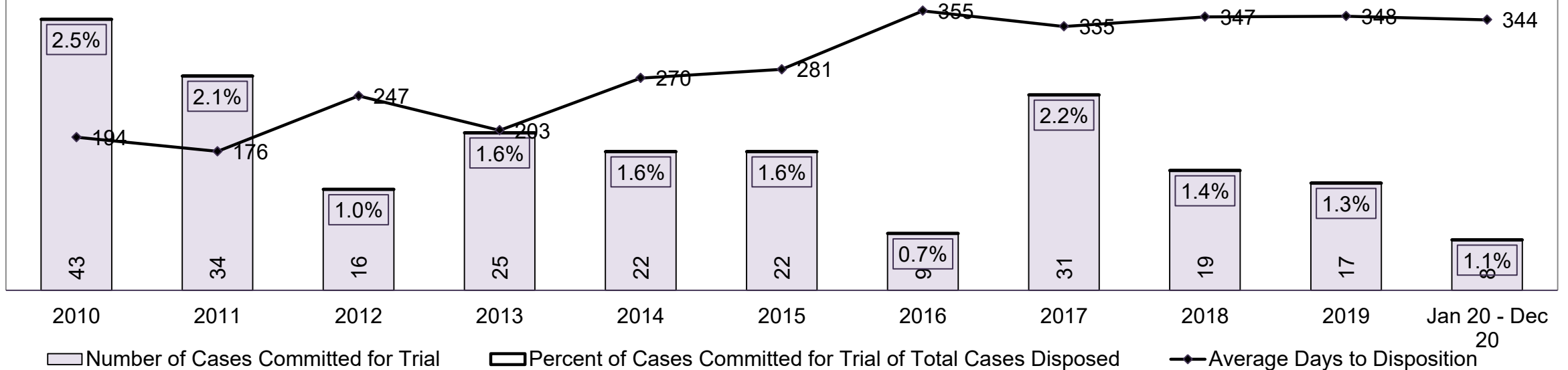
| Offence Group at Disposition ¹⁴ | 2010 | 2011 | 2012 | 2013 | 2014 | 2015 | 2016 | 2017 | 2018 | 2019 | Jan 20 - Dec 20 |
|--|-------------|-------------|-------------|-------------|-------------|-------------|-------------|-------------|-------------|-------------|-----------------|
| Crimes Against The Person | 38% | 37% | 40% | 52% | 43% | 44% | 49% | 47% | 43% | 46% | 54% |
| Crimes Against Property | 8% | 9% | 11% | 11% | 10% | 6% | 10% | 10% | 8% | 7% | 1% |
| Administration of Justice | 15% | 17% | 16% | 15% | 18% | 18% | 24% | 18% | 21% | 19% | 18% |
| Other Criminal Code | 5% | 7% | 6% | 4% | 5% | 7% | 4% | 5% | 6% | 7% | 3% |
| Criminal Code Traffic | 24% | 16% | 11% | 16% | 18% | 19% | 6% | 13% | 15% | 15% | 17% |
| Federal Statute | 10% | 14% | 15% | 3% | 6% | 7% | 7% | 7% | 8% | 6% | 7% |
| Total | 100% | 100% | 100% | 100% | 100% | 100% | 100% | 100% | 100% | 100% | 100% |

ONTARIO COURT OF JUSTICE CRIMINAL MODERNIZATION COMMITTEE L'ORIGINAL DASHBOARD¹⁹

PERCENTAGE OF CASES DISPOSED⁸ AT TRIAL WITH TRIAL BY MONTHS TO DISPOSITION¹⁰

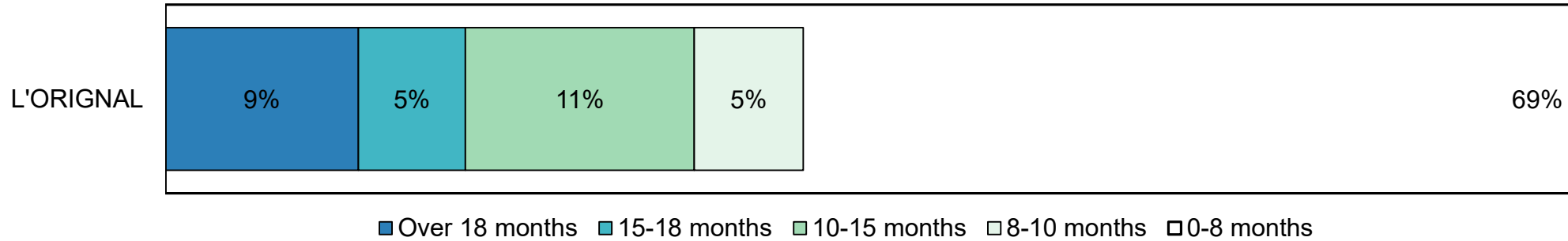


NUMBER, PERCENTAGE, & AVERAGE DAYS TO DISPOSITION¹⁵ OF CASES COMMITTED FOR TRIAL¹⁶ OF TOTAL CASES DISPOSED⁸



**ONTARIO COURT OF JUSTICE CRIMINAL MODERNIZATION COMMITTEE
L'ORIGINAL DASHBOARD¹⁹
CASES PENDING AS OF DECEMBER 31, 2020**

PERCENTAGE OF PENDING CASES³ BY PENDING AGE⁶



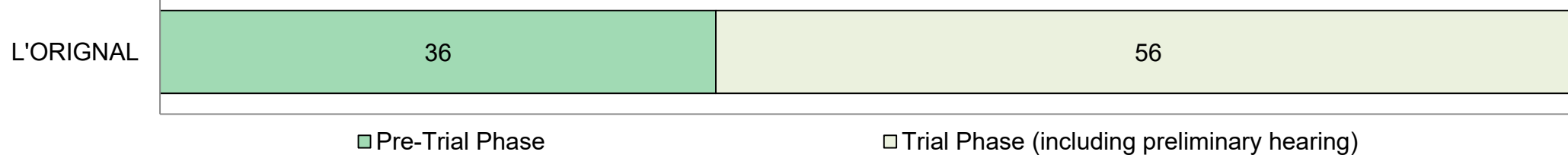
Pending Cases³ by Pending Age⁶ and Percentage of Pending Cases In-Custody¹⁷ and Out-of-Custody¹⁸

| Court Location | Over 18 months | 15-18 months | 10-15 months | 8-10 months | 0-8 months | Total |
|-------------------|----------------|--------------|--------------|-------------|------------|------------|
| L'ORIGINAL | 92 | 51 | 109 | 52 | 672 | 976 |
| In-Custody | 4% | 2% | 5% | 6% | 4% | 4% |
| Out-of-Custody | 96% | 98% | 95% | 94% | 96% | 96% |

PENDING CASES³ BY PHASE: 15-18 MONTHS⁶



PENDING CASES³ BY PHASE: OVER 18 MONTHS⁶



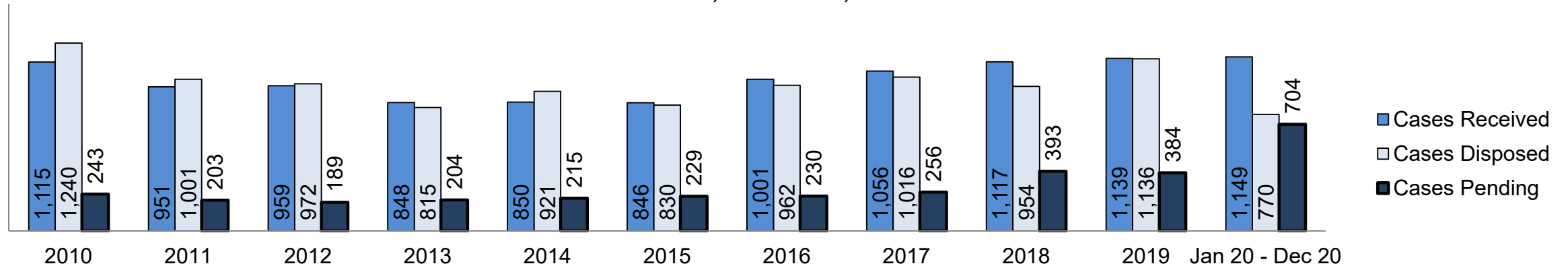
**ONTARIO COURT OF JUSTICE CRIMINAL MODERNIZATION COMMITTEE
NAPANEE DASHBOARD¹⁹**

| Key Metric | | Jan 20 - Dec 20 | | 2014 Baseline Median* | Change from 2014 Baseline Median | |
|------------------------------------|---|-------------------------------------|--------------------|-----------------------|----------------------------------|-------|
| | | Percent | Cases ¹ | | | |
| Bail | Disposed cases that began in the Bail Phase | | 41.3% | 318 | 33.5% | 7.8% |
| | Bail cases with a bail outcome (release order or detention order) | Total | 50.0% | 159 | 50.7% | -0.7% |
| | | Bail Disposition with 1 appearance | 52.8% | 84 | 52.9% | 0.0% |
| | | Bail Disposition in 1-3 days | 72.3% | 115 | 73.8% | -1.4% |
| | Bail cases with no bail disposition but with a case disposition | Total | 50.0% | 159 | 49.3% | 0.7% |
| | | Case disposition in 1-3 appearances | 37.1% | 59 | 33.4% | 3.7% |
| | | Case disposition in 0-3 months | 77.4% | 123 | 77.3% | 0.1% |
| Case disposition rate before trial | | 95.0% | 151 | 91.8% | 3.1% | |
| Before Trial | Disposition rate (includes bail cases with case dispositions) | | 86.8% | 668 | 85.7% | 1.1% |
| | Disposed within 1-3 appearances (net of bench warrant cases) | | 47.1% | 218 | 47.2% | -0.1% |
| | Disposed within 0-3 months (net of bench warrant cases) | | 65.0% | 301 | 62.6% | 2.4% |
| Trial | Collapse Rate at Trial ² | | 76.5% | 78 | 66.9% | 9.6% |

| Cases Pending ³ as of December 31, 2020 | | Percent | Cases ¹ | Cases in the Pre-Trial Phase ⁴ | Cases in the Trial Phase ⁵ (including preliminary hearing) |
|--|----------------|---------------|--------------------|---|---|
| Age of All Pending Cases ⁶ | 0-8 months | 84.8% | 597 | 568 | 29 |
| | 8-10 months | 4.8% | 34 | 28 | 6 |
| | 10-15 months | 6.0% | 42 | 30 | 12 |
| | 15-18 months | 1.7% | 12 | 8 | 4 |
| | Over 18 months | 2.7% | 19 | 6 | 13 |
| Total | | 100.0% | 704 | 640 | 64 |

ONTARIO COURT OF JUSTICE CRIMINAL MODERNIZATION COMMITTEE NAPANEE DASHBOARD¹⁹

CASES RECEIVED⁷, DISPOSED⁸, AND PENDING³



Cases Received⁷ by Offence Group

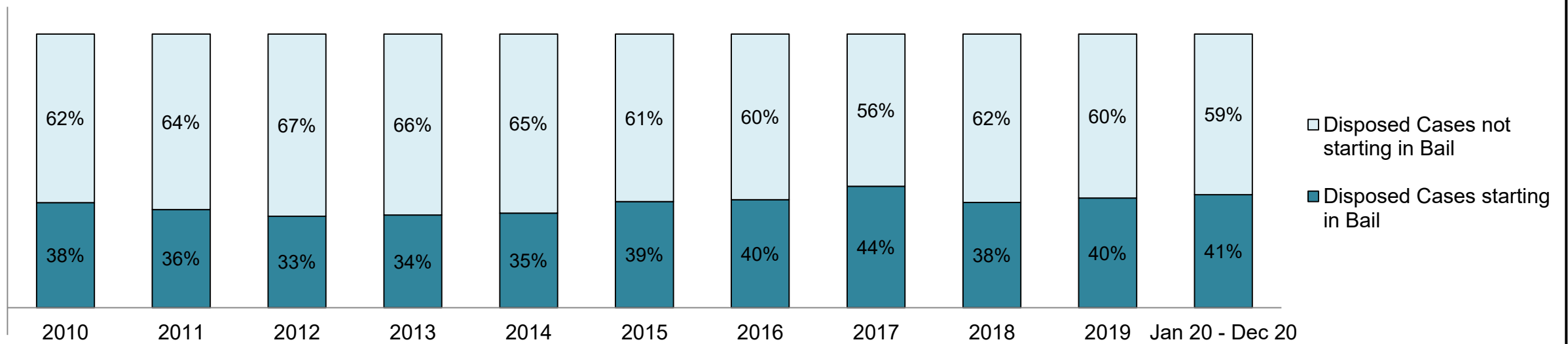
| Offence Group ⁹ | 2010 | 2011 | 2012 | 2013 | 2014 | 2015 | 2016 | 2017 | 2018 | 2019 | Jan 20 - Dec 20 |
|----------------------------|------|------|------|------|------|------|------|------|------|------|-----------------|
| Crimes Against The Person | 363 | 302 | 324 | 287 | 281 | 270 | 314 | 369 | 431 | 388 | 355 |
| Crimes Against Property | 204 | 170 | 141 | 140 | 154 | 147 | 191 | 166 | 209 | 190 | 218 |
| Administration of Justice | 187 | 132 | 174 | 152 | 168 | 161 | 193 | 220 | 210 | 255 | 291 |
| Other Criminal Code | 49 | 48 | 57 | 33 | 55 | 54 | 58 | 59 | 56 | 81 | 61 |
| Criminal Code Traffic | 130 | 113 | 99 | 98 | 84 | 103 | 127 | 107 | 118 | 127 | 120 |
| Federal Statute | 182 | 186 | 164 | 138 | 108 | 111 | 118 | 135 | 93 | 98 | 104 |

Cases Pending³ by Offence Group

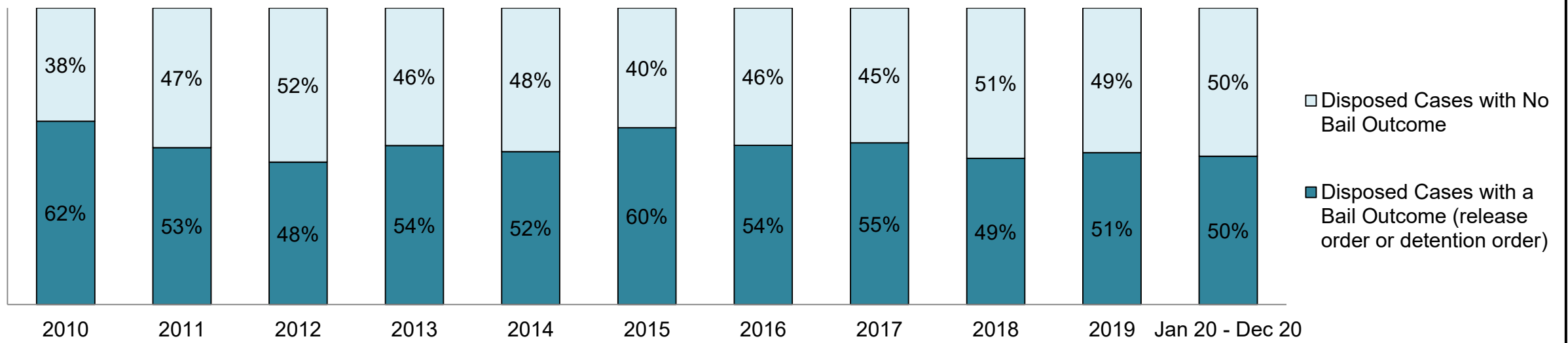
| Offence Group ⁹ | 2010 | 2011 | 2012 | 2013 | 2014 | 2015 | 2016 | 2017 | 2018 | 2019 | Jan 20 - Dec 20 |
|----------------------------|------|------|------|------|------|------|------|------|------|------|-----------------|
| Crimes Against The Person | 99 | 70 | 81 | 67 | 84 | 89 | 83 | 99 | 178 | 149 | 205 |
| Crimes Against Property | 49 | 26 | 13 | 36 | 36 | 28 | 42 | 40 | 71 | 58 | 152 |
| Administration of Justice | 21 | 19 | 17 | 18 | 30 | 19 | 27 | 26 | 41 | 45 | 115 |
| Other Criminal Code | 10 | 10 | 15 | 11 | 11 | 22 | 13 | 19 | 26 | 35 | 47 |
| Criminal Code Traffic | 30 | 35 | 28 | 26 | 24 | 34 | 34 | 32 | 36 | 53 | 95 |
| Federal Statute | 34 | 43 | 35 | 46 | 30 | 37 | 31 | 40 | 41 | 44 | 90 |

**ONTARIO COURT OF JUSTICE CRIMINAL MODERNIZATION COMMITTEE
NAPANEE DASHBOARD¹⁹**

PERCENTAGE OF DISPOSED CASES⁸ STARTING IN BAIL

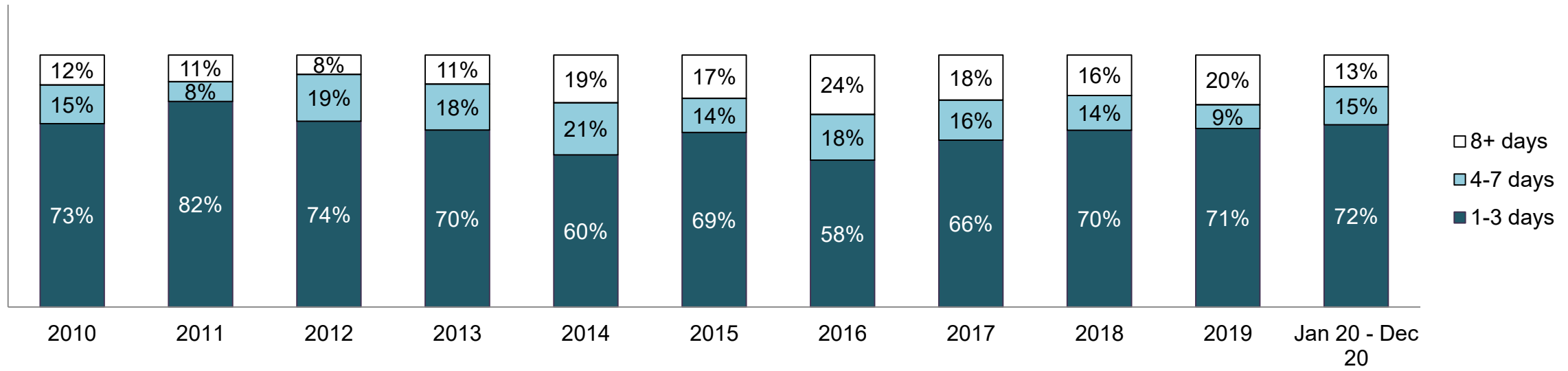


PERCENTAGE OF DISPOSED CASES⁸ STARTING IN BAIL BY BAIL OUTCOME

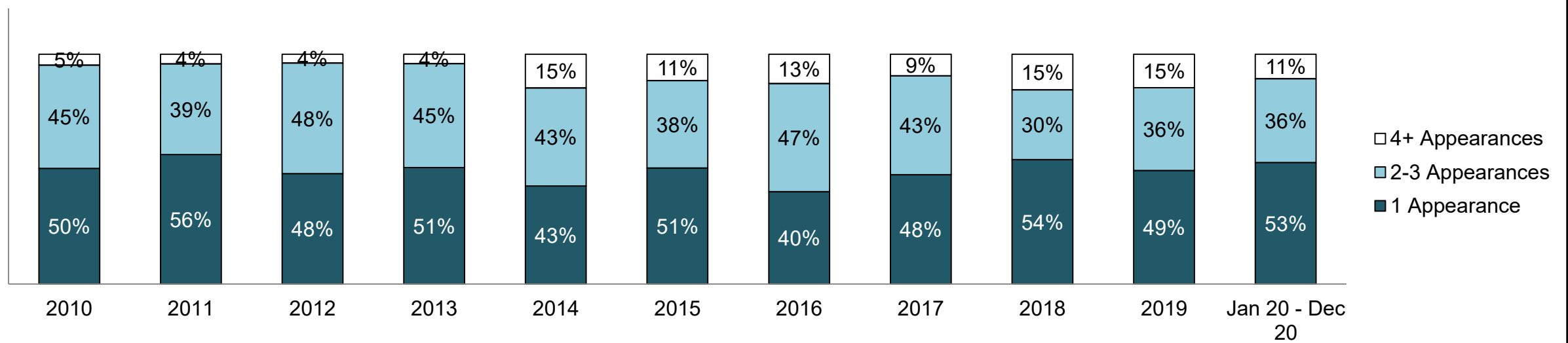


ONTARIO COURT OF JUSTICE CRIMINAL MODERNIZATION COMMITTEE NAPANEE DASHBOARD¹⁹

PERCENTAGE OF BAIL CASES BY DAYS FROM FIRST BAIL APPEARANCE TO BAIL DISPOSITION

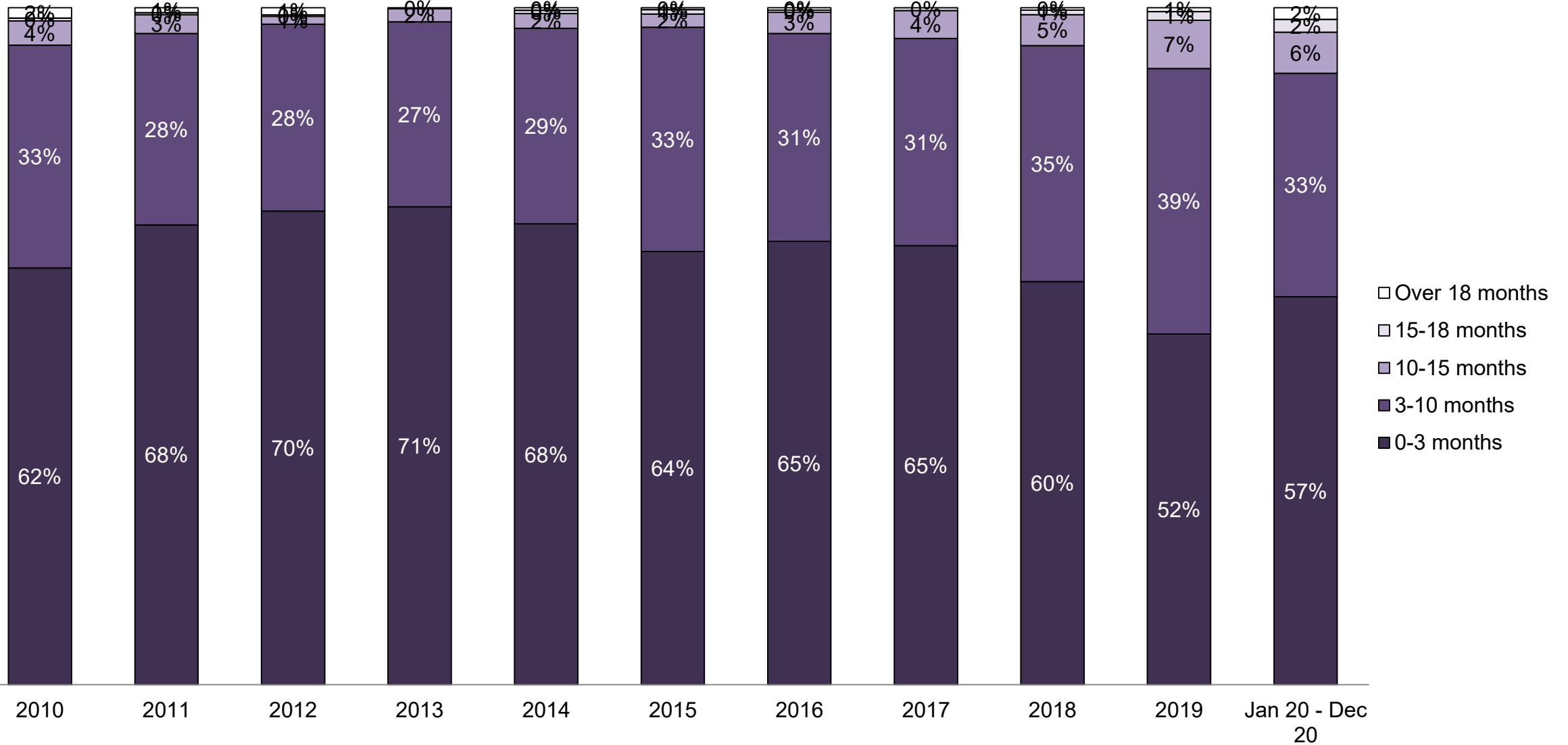


PERCENTAGE OF BAIL CASES BY NUMBER OF APPEARANCES FROM FIRST BAIL APPEARANCE TO BAIL DISPOSITION

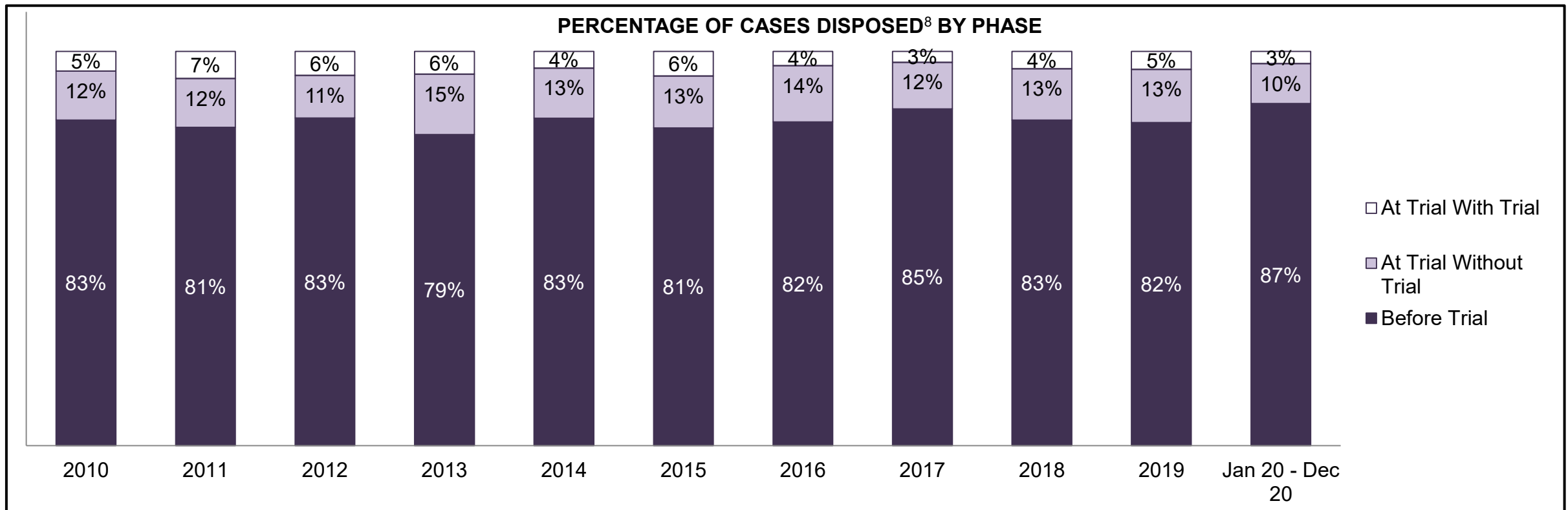


**ONTARIO COURT OF JUSTICE CRIMINAL MODERNIZATION COMMITTEE
NAPANEE DASHBOARD¹⁹**

PERCENTAGE OF DISPOSED CASES⁸ BY MONTHS TO DISPOSITION¹⁰



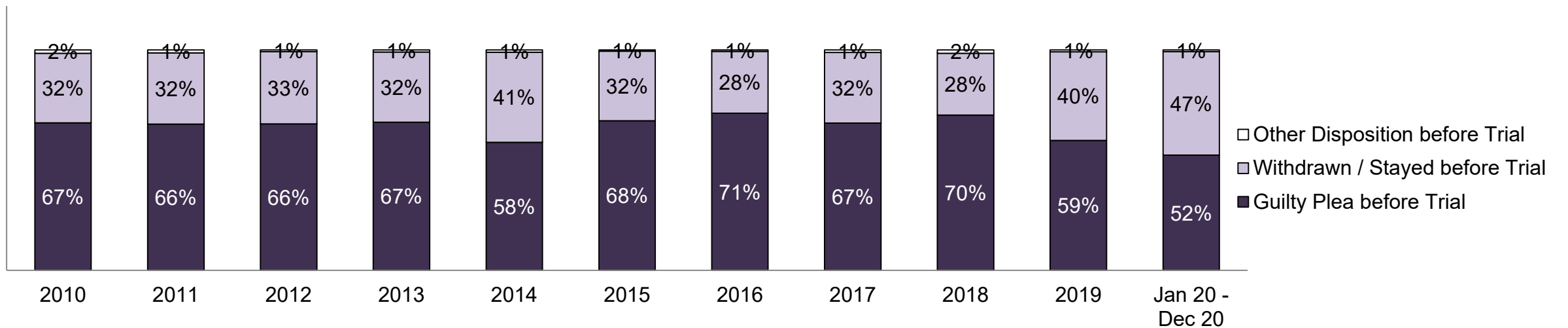
ONTARIO COURT OF JUSTICE CRIMINAL MODERNIZATION COMMITTEE NAPANEE DASHBOARD¹⁹



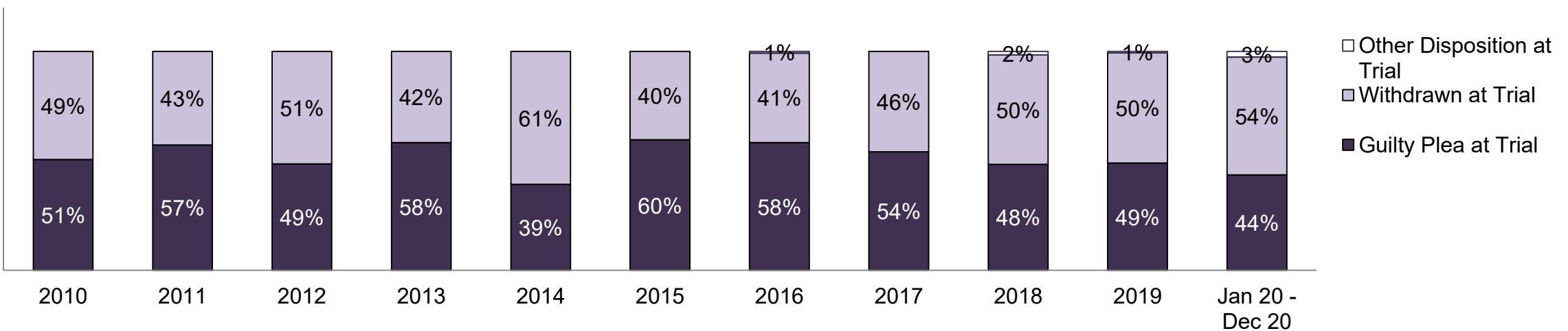
| Cases Disposed ⁸ by Phase and Percentage of In-Custody ¹¹ , Out-of-Custody ¹² Cases at Case Disposition | | | | | | | | | | | |
|--|-------|------|------|------|------|------|------|------|------|------|-----------------|
| Phases | 2010 | 2011 | 2012 | 2013 | 2014 | 2015 | 2016 | 2017 | 2018 | 2019 | Jan 20 - Dec 20 |
| At Trial With Trial | 62 | 69 | 59 | 47 | 39 | 52 | 35 | 28 | 42 | 52 | 24 |
| In-Custody | 11% | 7% | 5% | 13% | 8% | 12% | 9% | 14% | 12% | 8% | 17% |
| Out-of-Custody | 89% | 93% | 95% | 87% | 92% | 88% | 91% | 86% | 88% | 92% | 83% |
| At Trial Without Trial | 154 | 124 | 105 | 125 | 117 | 109 | 137 | 120 | 124 | 153 | 78 |
| In-Custody | 9% | 17% | 13% | 11% | 5% | 18% | 26% | 14% | 10% | 8% | 8% |
| Out-of-Custody | 91% | 83% | 87% | 89% | 95% | 82% | 74% | 86% | 90% | 92% | 92% |
| Before Trial | 1,024 | 808 | 808 | 643 | 765 | 669 | 790 | 868 | 788 | 931 | 668 |
| In-Custody | 26% | 26% | 26% | 28% | 28% | 30% | 32% | 33% | 28% | 27% | 24% |
| Out-of-Custody | 74% | 74% | 74% | 72% | 72% | 70% | 68% | 67% | 72% | 73% | 76% |

ONTARIO COURT OF JUSTICE CRIMINAL MODERNIZATION COMMITTEE NAPANEE DASHBOARD¹⁹

PERCENTAGE OF CASES DISPOSED⁸ BEFORE TRIAL BY OUTCOME

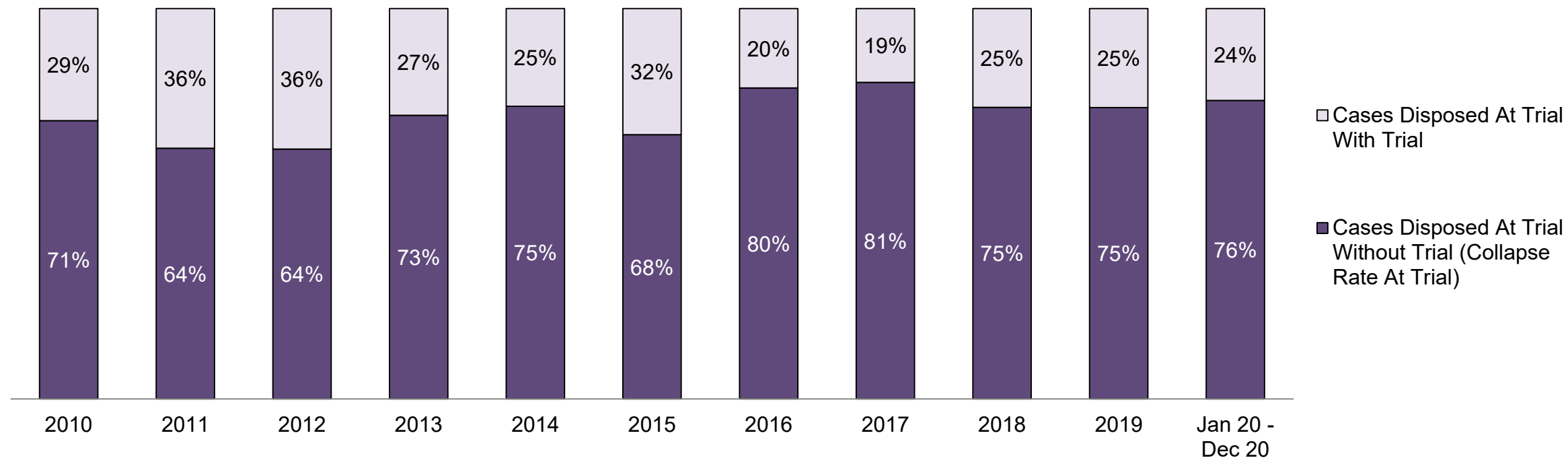


PERCENTAGE OF CASES DISPOSED⁸ AT TRIAL WITHOUT TRIAL (CASES COLLAPSED AT TRIAL) BY OUTCOME



ONTARIO COURT OF JUSTICE CRIMINAL MODERNIZATION COMMITTEE NAPANEE DASHBOARD¹⁹

PERCENTAGE OF CASES DISPOSED⁸ BY PHASE FOR CASES SET FOR TRIAL¹³

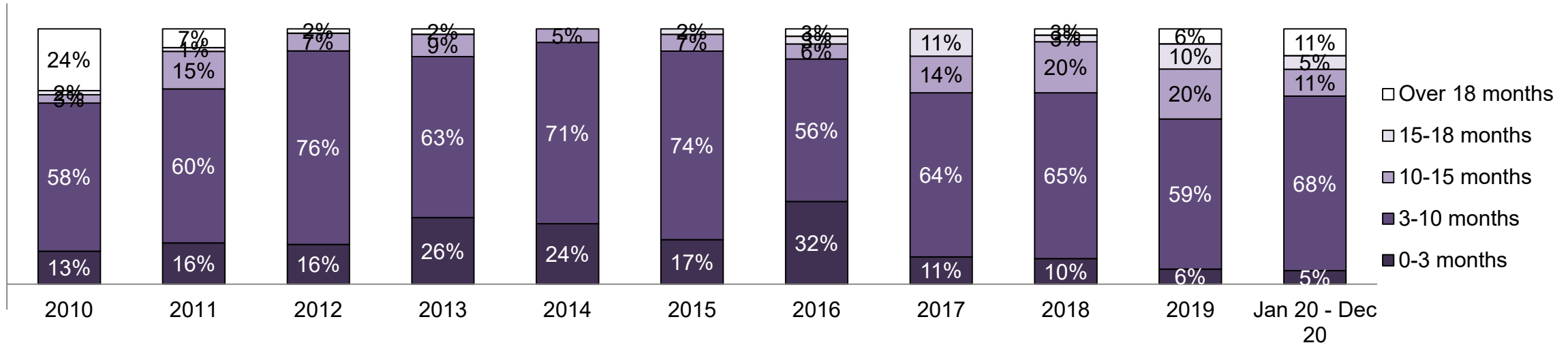


Percentage of Cases Disposed⁸ At Trial Without Trial (Collapse Rate At Trial²) by Offence Group At Disposition

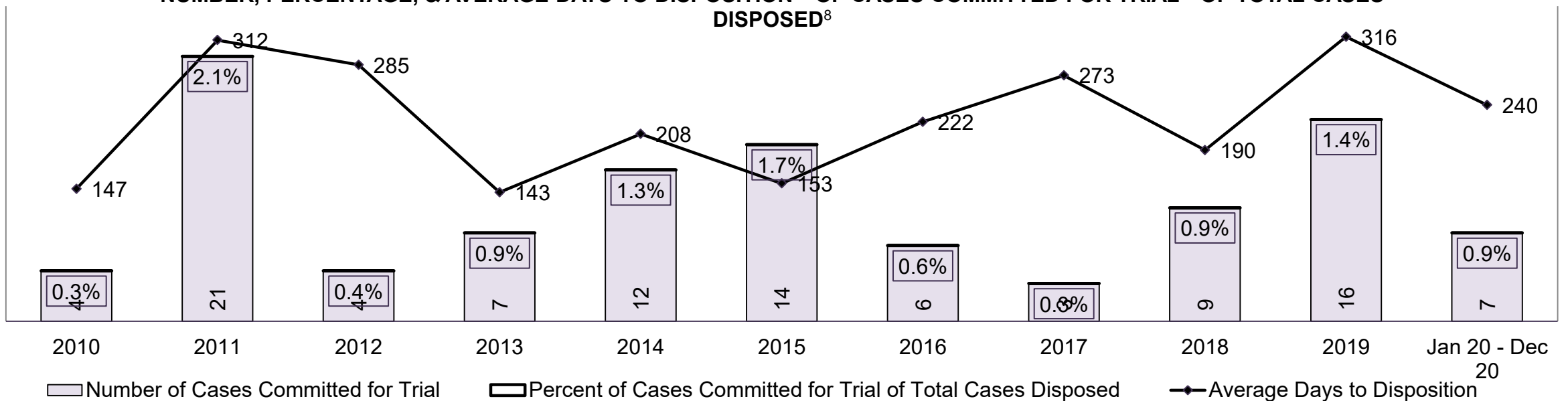
| Offence Group at Disposition ¹⁴ | 2010 | 2011 | 2012 | 2013 | 2014 | 2015 | 2016 | 2017 | 2018 | 2019 | Jan 20 - Dec 20 |
|--|-------------|-------------|-------------|-------------|-------------|-------------|-------------|-------------|-------------|-------------|-----------------|
| Crimes Against The Person | 39% | 56% | 45% | 52% | 42% | 46% | 43% | 53% | 49% | 49% | 42% |
| Crimes Against Property | 19% | 11% | 11% | 10% | 15% | 15% | 4% | 14% | 11% | 17% | 10% |
| Administration of Justice | 11% | 9% | 7% | 9% | 13% | 17% | 12% | 9% | 10% | 12% | 12% |
| Other Criminal Code | 7% | 4% | 12% | 7% | 3% | 4% | 9% | 3% | 4% | 8% | 10% |
| Criminal Code Traffic | 14% | 13% | 15% | 10% | 15% | 11% | 16% | 14% | 14% | 8% | 7% |
| Federal Statute | 10% | 6% | 9% | 12% | 13% | 7% | 16% | 7% | 12% | 6% | 20% |
| Total | 100% | 100% | 100% | 100% | 100% | 100% | 100% | 100% | 100% | 100% | 100% |

ONTARIO COURT OF JUSTICE CRIMINAL MODERNIZATION COMMITTEE NAPANEE DASHBOARD¹⁹

PERCENTAGE OF CASES DISPOSED⁸ AT TRIAL WITH TRIAL BY MONTHS TO DISPOSITION¹⁰



NUMBER, PERCENTAGE, & AVERAGE DAYS TO DISPOSITION¹⁵ OF CASES COMMITTED FOR TRIAL¹⁶ OF TOTAL CASES DISPOSED⁸



**ONTARIO COURT OF JUSTICE CRIMINAL MODERNIZATION COMMITTEE
NAPANEE DASHBOARD¹⁹
CASES PENDING AS OF DECEMBER 31, 2020**

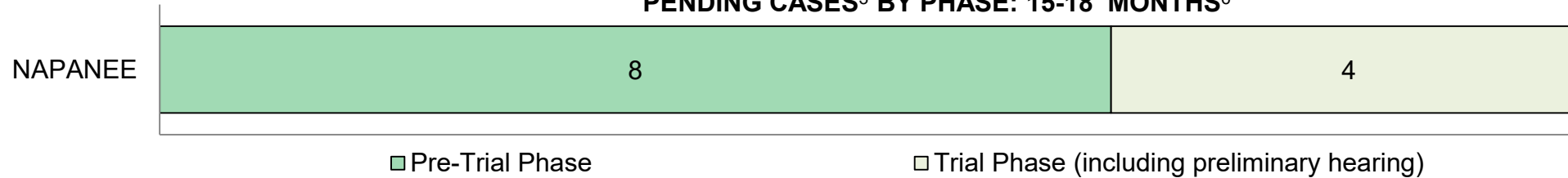
PERCENTAGE OF PENDING CASES³ BY PENDING AGE⁶




Pending Cases³ by Pending Age⁶ and Percentage of Pending Cases In-Custody¹⁷ and Out-of-Custody¹⁸

| Court Location | Over 18 months | 15-18 months | 10-15 months | 8-10 months | 0-8 months | Total |
|----------------|----------------|--------------|--------------|-------------|------------|------------|
| NAPANEE | 19 | 12 | 42 | 34 | 597 | 704 |
| In-Custody | ■ 11% | ■ 0% | ■ 2% | ■ 6% | ■ 4% | 4% |
| Out-of-Custody | ■ 89% | ■ 100% | ■ 98% | ■ 94% | ■ 96% | 96% |

PENDING CASES³ BY PHASE: 15-18 MONTHS⁶



PENDING CASES³ BY PHASE: OVER 18 MONTHS⁶



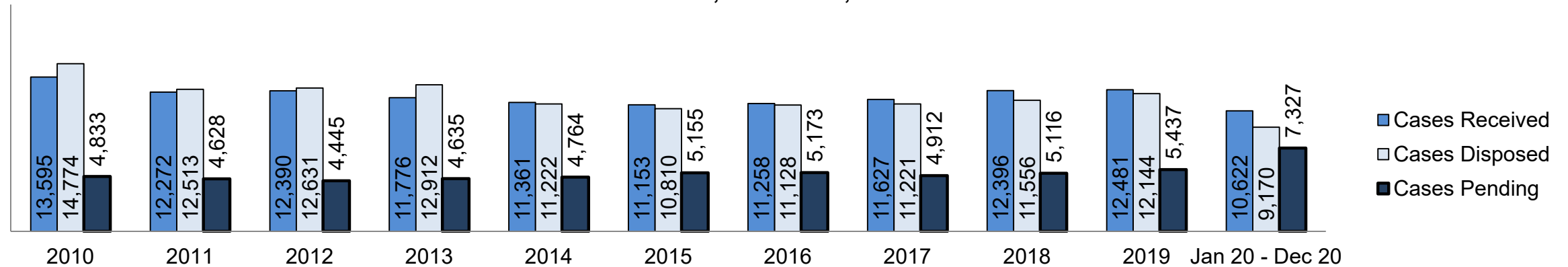
**ONTARIO COURT OF JUSTICE CRIMINAL MODERNIZATION COMMITTEE
OTTAWA DASHBOARD¹⁹**

| Key Metric | | Jan 20 - Dec 20 | | 2014 Baseline Median* | Change from 2014 Baseline Median | |
|------------------------------------|---|-------------------------------------|--------------------|-----------------------|----------------------------------|--------|
| | | Percent | Cases ¹ | | | |
| Bail | Disposed cases that began in the Bail Phase | | 39.3% | 3,600 | 42.3% | -3.1% |
| | Bail cases with a bail outcome (release order or detention order) | Total | 45.3% | 1,631 | 61.2% | -15.9% |
| | | Bail Disposition with 1 appearance | 53.3% | 870 | 57.6% | -4.3% |
| | | Bail Disposition in 1-3 days | 65.1% | 1,062 | 72.5% | -7.4% |
| | Bail cases with no bail disposition but with a case disposition | Total | 54.7% | 1,969 | 38.8% | 15.9% |
| | | Case disposition in 1-3 appearances | 20.6% | 406 | 29.8% | -9.2% |
| | | Case disposition in 0-3 months | 73.1% | 1,439 | 80.0% | -6.9% |
| Case disposition rate before trial | | 94.6% | 1,863 | 93.2% | 1.4% | |
| Before Trial | Disposition rate (includes bail cases with case dispositions) | | 91.0% | 8,342 | 87.8% | 3.1% |
| | Disposed within 1-3 appearances (net of bench warrant cases) | | 38.6% | 2,107 | 32.8% | 5.9% |
| | Disposed within 0-3 months (net of bench warrant cases) | | 63.6% | 3,465 | 60.7% | 2.8% |
| Trial | Collapse Rate at Trial ² | | 61.0% | 505 | 63.8% | -2.8% |

| Cases Pending ³ as of December 31, 2020 | | Percent | Cases ¹ | Cases in the Pre-Trial Phase ⁴ | Cases in the Trial Phase ⁵ (including preliminary hearing) |
|--|----------------|---------------|--------------------|---|---|
| Age of All Pending Cases⁶ | 0-8 months | 67.9% | 4,973 | 4,899 | 74 |
| | 8-10 months | 8.1% | 590 | 545 | 45 |
| | 10-15 months | 11.5% | 845 | 684 | 161 |
| | 15-18 months | 4.1% | 299 | 203 | 96 |
| | Over 18 months | 8.5% | 620 | 279 | 341 |
| Total | | 100.0% | 7,327 | 6,610 | 717 |

**ONTARIO COURT OF JUSTICE CRIMINAL MODERNIZATION COMMITTEE
OTTAWA DASHBOARD¹⁹**

CASES RECEIVED⁷, DISPOSED⁸, AND PENDING³



Cases Received⁷ by Offence Group

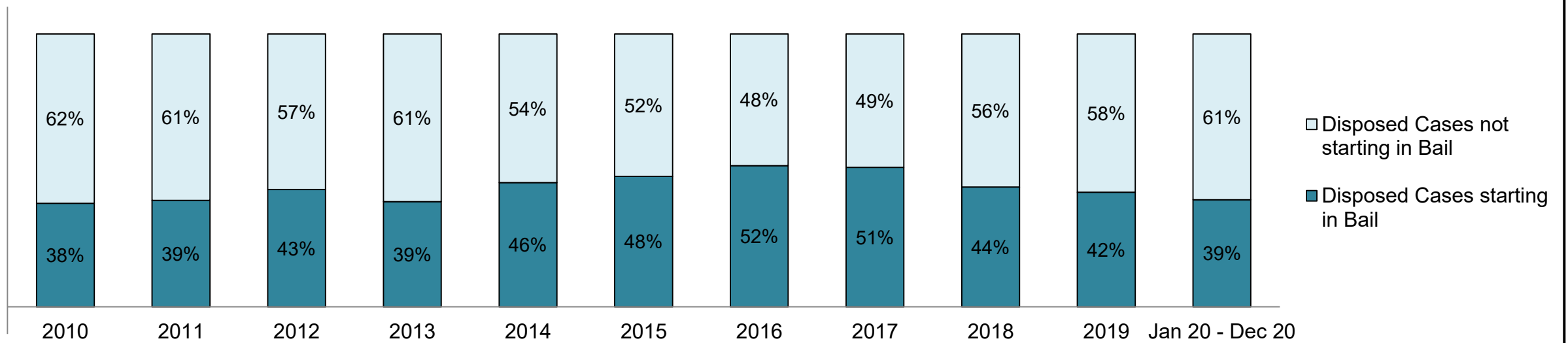
| Offence Group ⁹ | 2010 | 2011 | 2012 | 2013 | 2014 | 2015 | 2016 | 2017 | 2018 | 2019 | Jan 20 - Dec 20 |
|----------------------------|-------|-------|-------|-------|-------|-------|-------|-------|-------|-------|-----------------|
| Crimes Against The Person | 2,977 | 2,610 | 2,720 | 2,515 | 2,517 | 2,554 | 2,599 | 2,674 | 2,755 | 3,032 | 2,646 |
| Crimes Against Property | 3,183 | 2,973 | 3,010 | 2,854 | 2,794 | 2,546 | 2,970 | 2,735 | 2,734 | 3,295 | 2,486 |
| Administration of Justice | 4,553 | 4,018 | 3,957 | 3,921 | 3,655 | 3,521 | 3,658 | 4,208 | 4,972 | 3,845 | 3,316 |
| Other Criminal Code | 737 | 679 | 712 | 648 | 573 | 664 | 532 | 546 | 494 | 768 | 605 |
| Criminal Code Traffic | 1,014 | 964 | 928 | 911 | 908 | 918 | 816 | 800 | 840 | 901 | 880 |
| Federal Statute | 1,131 | 1,028 | 1,063 | 927 | 914 | 950 | 683 | 664 | 601 | 640 | 689 |

Cases Pending³ by Offence Group

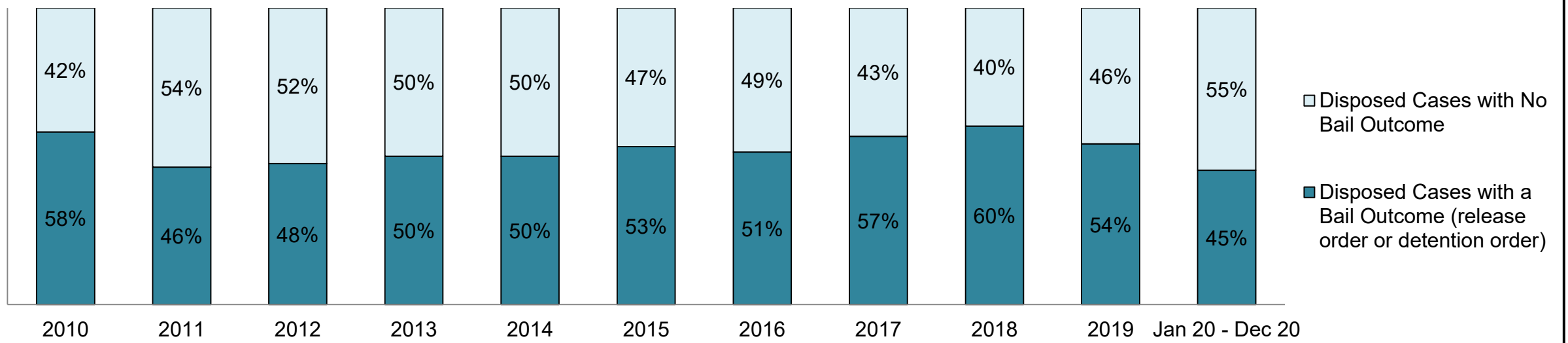
| Offence Group ⁹ | 2010 | 2011 | 2012 | 2013 | 2014 | 2015 | 2016 | 2017 | 2018 | 2019 | Jan 20 - Dec 20 |
|----------------------------|-------|-------|-------|-------|-------|-------|-------|-------|-------|-------|-----------------|
| Crimes Against The Person | 1,571 | 1,390 | 1,334 | 1,430 | 1,543 | 1,700 | 1,756 | 1,763 | 1,717 | 1,909 | 2,409 |
| Crimes Against Property | 900 | 948 | 987 | 963 | 1,054 | 1,026 | 1,127 | 873 | 1,035 | 1,211 | 1,450 |
| Administration of Justice | 936 | 950 | 892 | 925 | 909 | 988 | 1,016 | 1,051 | 1,235 | 963 | 1,560 |
| Other Criminal Code | 322 | 333 | 306 | 366 | 296 | 348 | 336 | 312 | 284 | 361 | 500 |
| Criminal Code Traffic | 544 | 481 | 468 | 520 | 528 | 578 | 548 | 554 | 516 | 574 | 859 |
| Federal Statute | 560 | 526 | 458 | 431 | 434 | 515 | 390 | 359 | 329 | 419 | 549 |

ONTARIO COURT OF JUSTICE CRIMINAL MODERNIZATION COMMITTEE OTTAWA DASHBOARD¹⁹

PERCENTAGE OF DISPOSED CASES⁸ STARTING IN BAIL

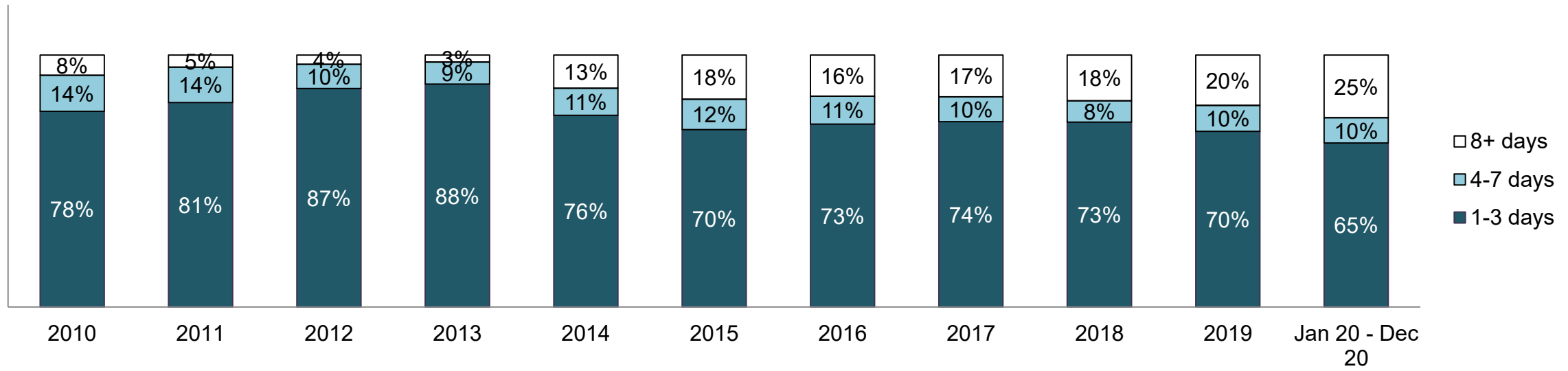


PERCENTAGE OF DISPOSED CASES⁸ STARTING IN BAIL BY BAIL OUTCOME

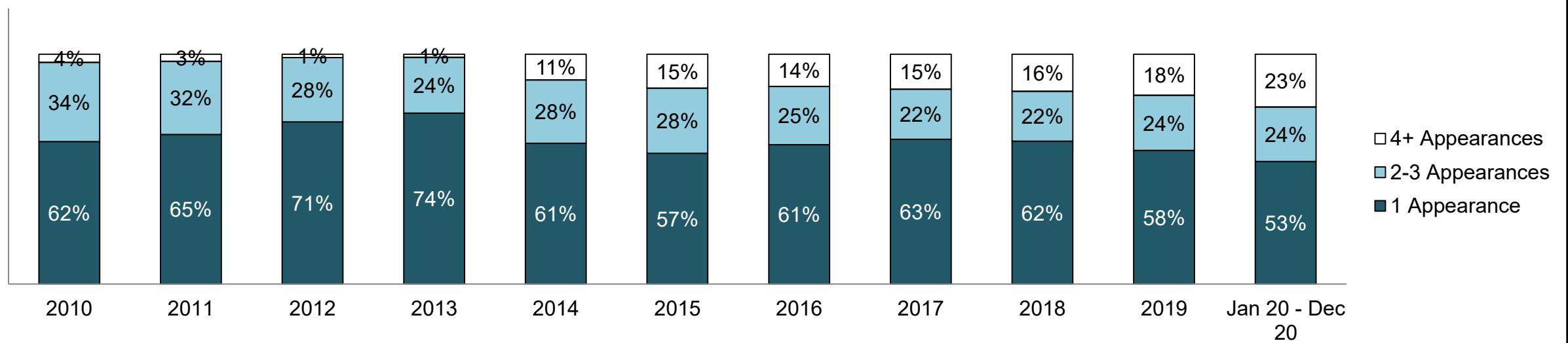


ONTARIO COURT OF JUSTICE CRIMINAL MODERNIZATION COMMITTEE OTTAWA DASHBOARD¹⁹

PERCENTAGE OF BAIL CASES BY DAYS FROM FIRST BAIL APPEARANCE TO BAIL DISPOSITION

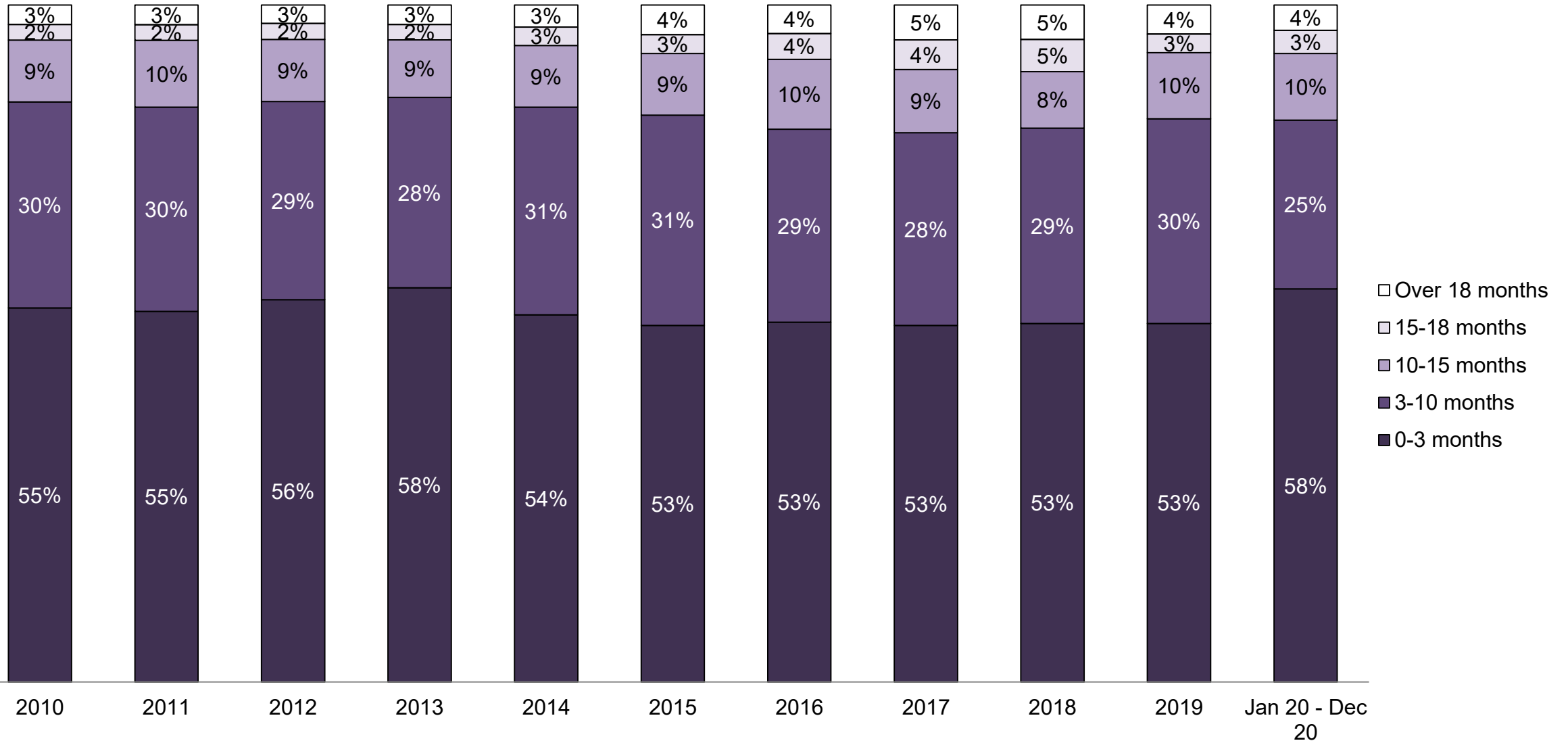


PERCENTAGE OF BAIL CASES BY NUMBER OF APPEARANCES FROM FIRST BAIL APPEARANCE TO BAIL DISPOSITION

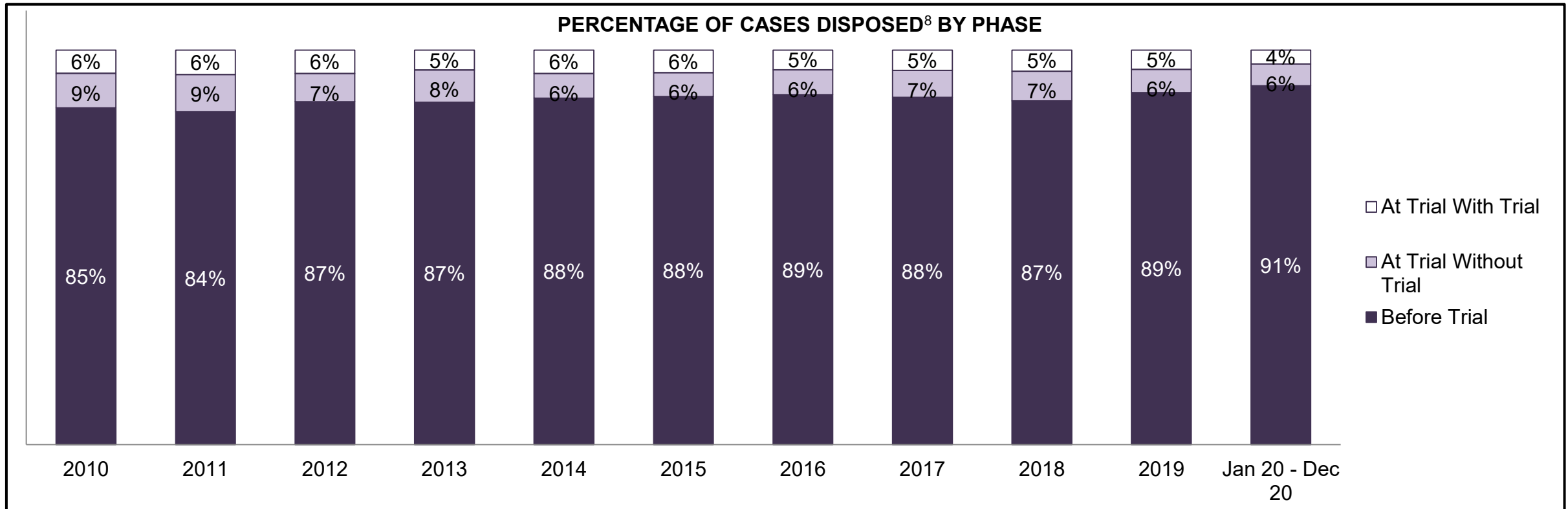


**ONTARIO COURT OF JUSTICE CRIMINAL MODERNIZATION COMMITTEE
OTTAWA DASHBOARD¹⁹**

PERCENTAGE OF DISPOSED CASES⁸ BY MONTHS TO DISPOSITION¹⁰



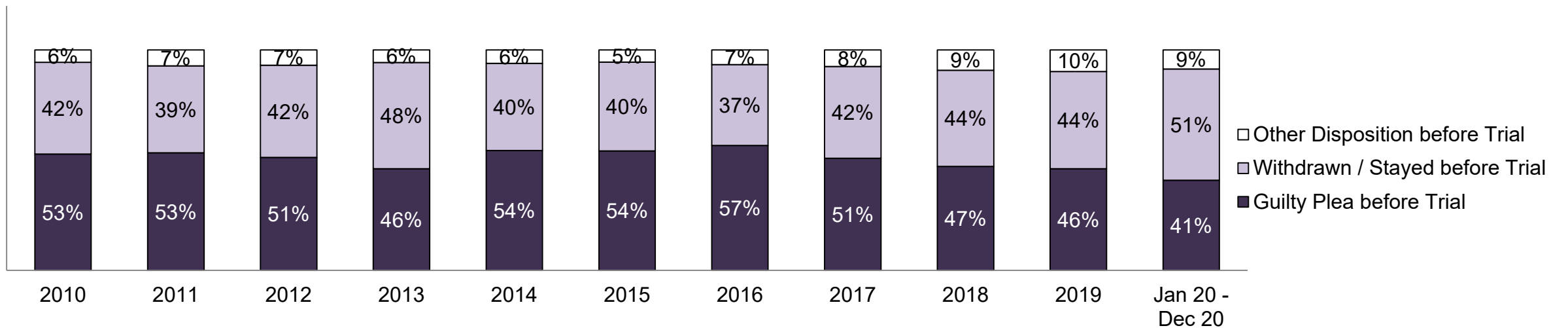
**ONTARIO COURT OF JUSTICE CRIMINAL MODERNIZATION COMMITTEE
OTTAWA DASHBOARD¹⁹**



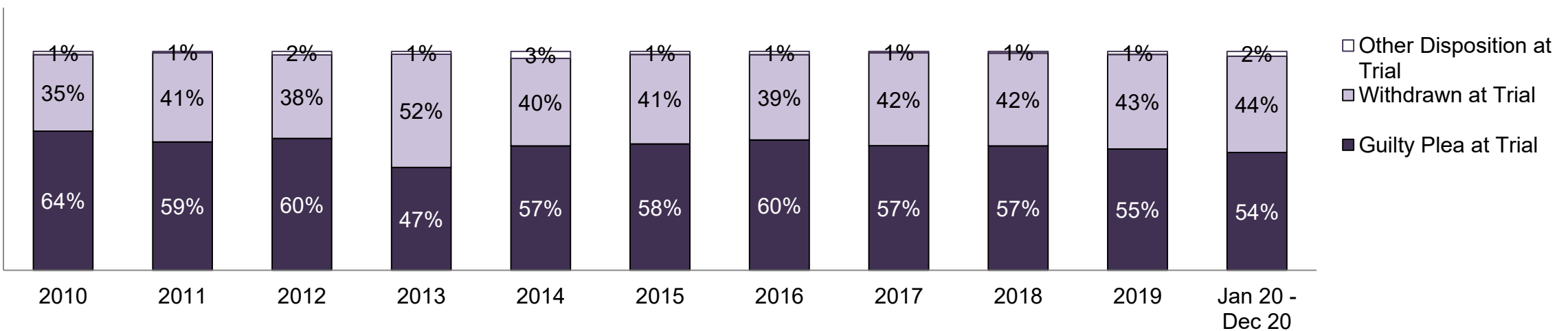
| Cases Disposed⁸ by Phase and Percentage of In-Custody¹¹, Out-of-Custody¹² Cases at Case Disposition | | | | | | | | | | | |
|---|-------------|-------------|-------------|-------------|-------------|-------------|-------------|-------------|-------------|-------------|------------------------|
| Phases | 2010 | 2011 | 2012 | 2013 | 2014 | 2015 | 2016 | 2017 | 2018 | 2019 | Jan 20 - Dec 20 |
| At Trial With Trial | 872 | 775 | 747 | 653 | 666 | 617 | 552 | 578 | 619 | 594 | 323 |
| In-Custody | 20% | 18% | 21% | 19% | 15% | 15% | 12% | 15% | 11% | 11% | 18% |
| Out-of-Custody | 80% | 82% | 79% | 81% | 85% | 85% | 88% | 85% | 89% | 89% | 82% |
| At Trial Without Trial | 1,292 | 1,184 | 903 | 1,052 | 698 | 651 | 705 | 764 | 865 | 711 | 505 |
| In-Custody | 14% | 16% | 19% | 13% | 15% | 12% | 12% | 12% | 10% | 9% | 11% |
| Out-of-Custody | 86% | 84% | 81% | 87% | 85% | 88% | 88% | 88% | 90% | 91% | 89% |
| Before Trial | 12,610 | 10,554 | 10,981 | 11,207 | 9,858 | 9,542 | 9,871 | 9,879 | 10,072 | 10,839 | 8,342 |
| In-Custody | 23% | 25% | 28% | 24% | 26% | 26% | 29% | 26% | 21% | 22% | 24% |
| Out-of-Custody | 77% | 75% | 72% | 76% | 74% | 74% | 71% | 74% | 79% | 78% | 76% |

ONTARIO COURT OF JUSTICE CRIMINAL MODERNIZATION COMMITTEE OTTAWA DASHBOARD¹⁹

PERCENTAGE OF CASES DISPOSED⁸ BEFORE TRIAL BY OUTCOME

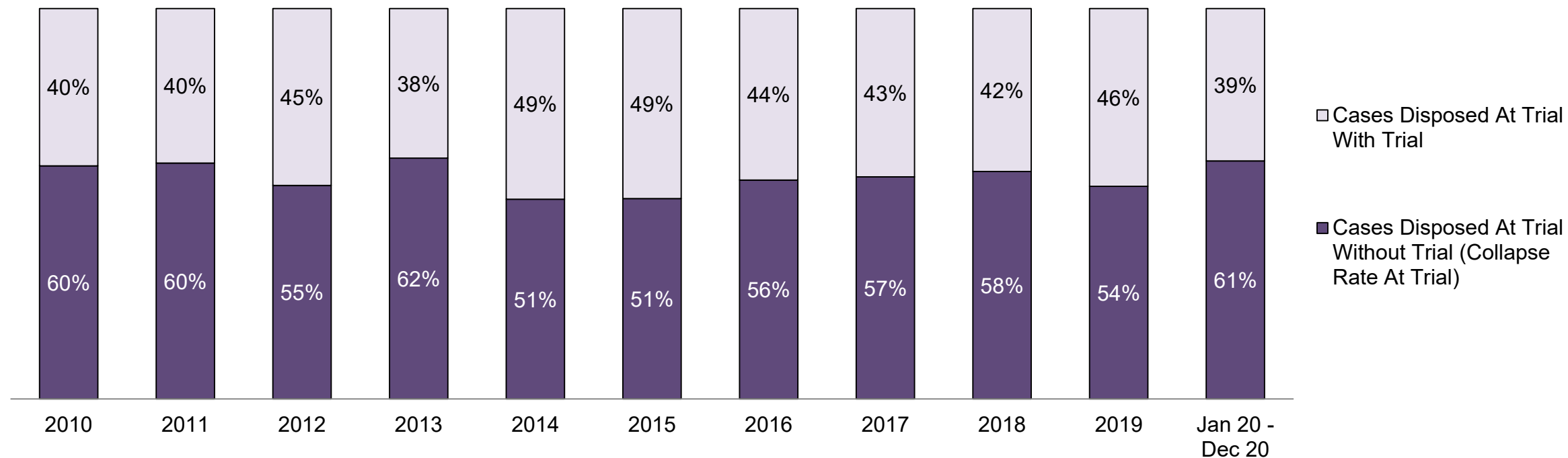


PERCENTAGE OF CASES DISPOSED⁸ AT TRIAL WITHOUT TRIAL (CASES COLLAPSED AT TRIAL) BY OUTCOME



ONTARIO COURT OF JUSTICE CRIMINAL MODERNIZATION COMMITTEE OTTAWA DASHBOARD¹⁹

PERCENTAGE OF CASES DISPOSED⁸ BY PHASE FOR CASES SET FOR TRIAL¹³

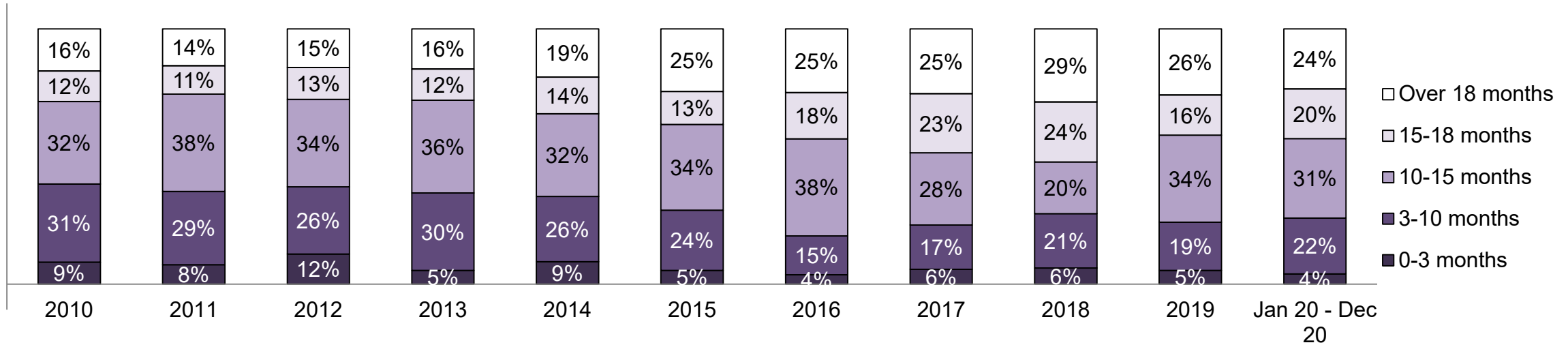


Percentage of Cases Disposed⁸ At Trial Without Trial (Collapse Rate At Trial²) by Offence Group At Disposition

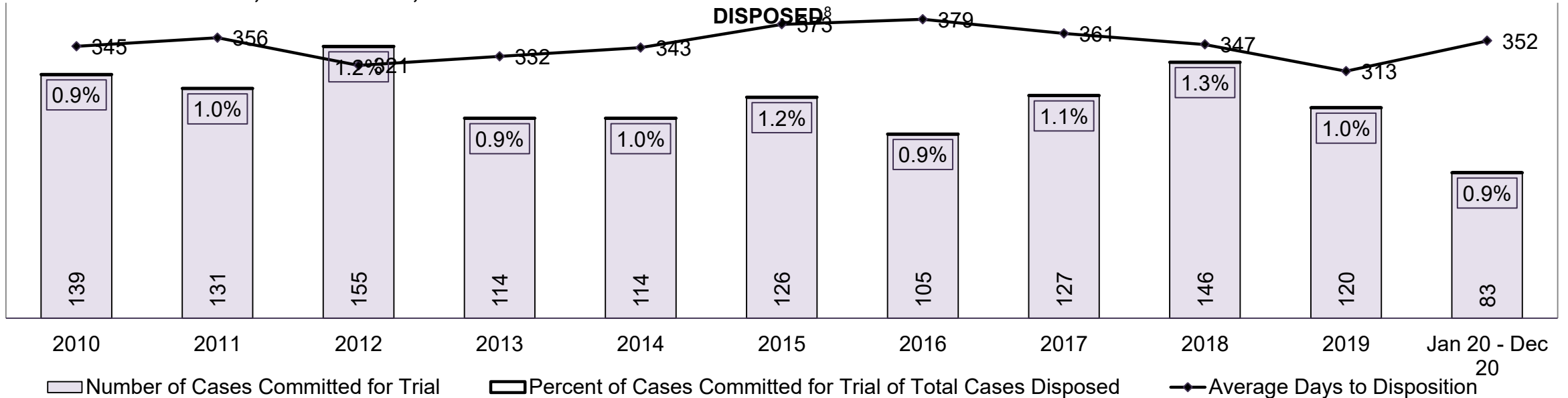
| Offence Group at Disposition ¹⁴ | 2010 | 2011 | 2012 | 2013 | 2014 | 2015 | 2016 | 2017 | 2018 | 2019 | Jan 20 - Dec 20 |
|--|-------------|-------------|-------------|-------------|-------------|-------------|-------------|-------------|-------------|-------------|-----------------|
| Crimes Against The Person | 36% | 39% | 40% | 38% | 42% | 41% | 42% | 45% | 45% | 43% | 49% |
| Crimes Against Property | 16% | 13% | 12% | 16% | 8% | 12% | 12% | 10% | 10% | 11% | 9% |
| Administration of Justice | 14% | 14% | 15% | 15% | 13% | 15% | 12% | 14% | 15% | 15% | 11% |
| Other Criminal Code | 7% | 7% | 7% | 8% | 8% | 8% | 7% | 7% | 5% | 6% | 8% |
| Criminal Code Traffic | 19% | 16% | 16% | 16% | 19% | 18% | 19% | 17% | 18% | 18% | 14% |
| Federal Statute | 9% | 10% | 10% | 8% | 10% | 6% | 8% | 7% | 5% | 8% | 10% |
| Total | 100% | 100% | 100% | 100% | 100% | 100% | 100% | 100% | 100% | 100% | 100% |

ONTARIO COURT OF JUSTICE CRIMINAL MODERNIZATION COMMITTEE OTTAWA DASHBOARD¹⁹

PERCENTAGE OF CASES DISPOSED⁸ AT TRIAL WITH TRIAL BY MONTHS TO DISPOSITION¹⁰

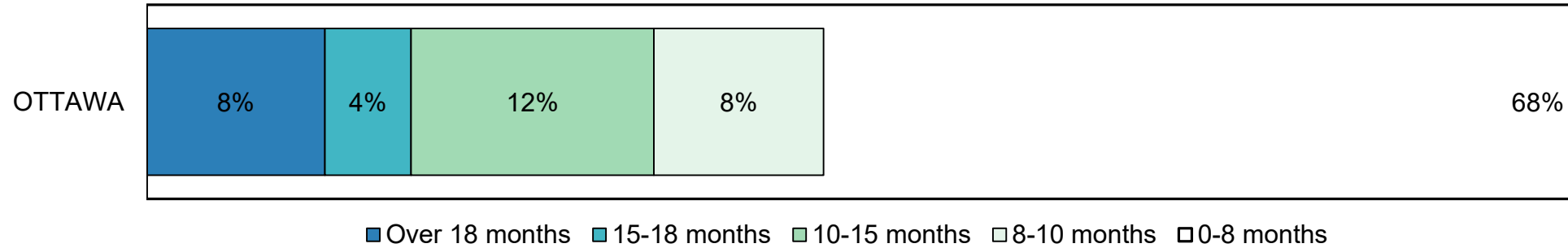


NUMBER, PERCENTAGE, & AVERAGE DAYS TO DISPOSITION¹⁵ OF CASES COMMITTED FOR TRIAL¹⁶ OF TOTAL CASES



**ONTARIO COURT OF JUSTICE CRIMINAL MODERNIZATION COMMITTEE
OTTAWA DASHBOARD¹⁹
CASES PENDING AS OF DECEMBER 31, 2020**


PERCENTAGE OF PENDING CASES³ BY PENDING AGE⁶



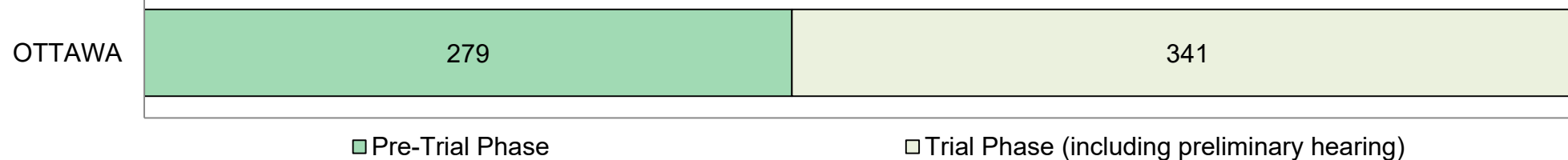
Pending Cases³ by Pending Age⁶ and Percentage of Pending Cases In-Custody¹⁷ and Out-of-Custody¹⁸

| Court Location | Over 18 months | 15-18 months | 10-15 months | 8-10 months | 0-8 months | Total |
|----------------|----------------|--------------|--------------|-------------|------------|--------------|
| OTTAWA | 620 | 299 | 845 | 590 | 4,973 | 7,327 |
| In-Custody | 15% | 17% | 17% | 12% | 18% | 17% |
| Out-of-Custody | 85% | 83% | 83% | 88% | 82% | 83% |

PENDING CASES³ BY PHASE: 15-18 MONTHS⁶



PENDING CASES³ BY PHASE: OVER 18 MONTHS⁶



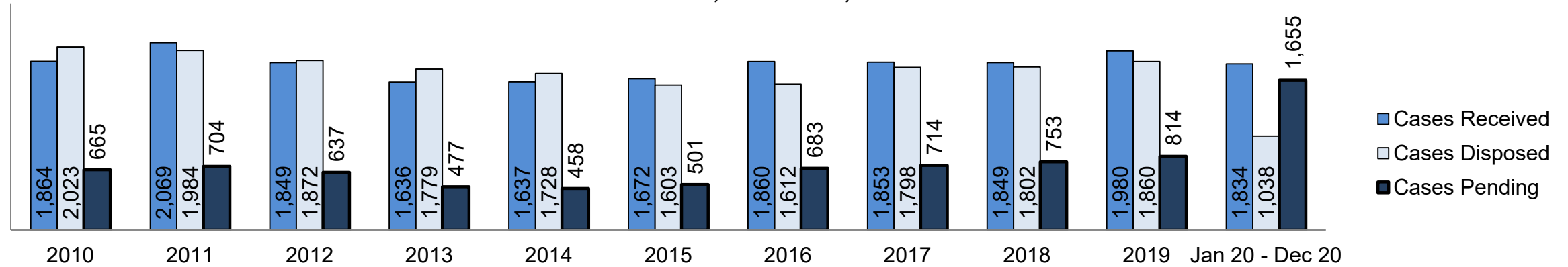
**ONTARIO COURT OF JUSTICE CRIMINAL MODERNIZATION COMMITTEE
PEMBROKE DASHBOARD¹⁹**

| Key Metric | | Jan 20 - Dec 20 | | 2014 Baseline Median* | Change from 2014 Baseline Median | |
|------------------------------------|---|-------------------------------------|--------------------|-----------------------|----------------------------------|--------|
| | | Percent | Cases ¹ | | | |
| Bail | Disposed cases that began in the Bail Phase | | 33.5% | 348 | 33.5% | 0.0% |
| | Bail cases with a bail outcome (release order or detention order) | Total | 63.8% | 222 | 50.7% | 13.1% |
| | | Bail Disposition with 1 appearance | 52.7% | 117 | 52.9% | -0.2% |
| | | Bail Disposition in 1-3 days | 64.0% | 142 | 73.8% | -9.8% |
| | Bail cases with no bail disposition but with a case disposition | Total | 36.2% | 126 | 49.3% | -13.1% |
| | | Case disposition in 1-3 appearances | 23.8% | 30 | 33.4% | -9.6% |
| | | Case disposition in 0-3 months | 78.6% | 99 | 77.3% | 1.3% |
| Case disposition rate before trial | | 89.7% | 113 | 91.8% | -2.2% | |
| Before Trial | Disposition rate (includes bail cases with case dispositions) | | 86.0% | 893 | 85.7% | 0.4% |
| | Disposed within 1-3 appearances (net of bench warrant cases) | | 36.2% | 198 | 47.2% | -11.0% |
| | Disposed within 0-3 months (net of bench warrant cases) | | 54.7% | 299 | 62.6% | -7.9% |
| Trial | Collapse Rate at Trial ² | | 86.9% | 126 | 66.9% | 20.0% |

| Cases Pending ³ as of December 31, 2020 | | Percent | Cases ¹ | Cases in the Pre-Trial Phase ⁴ | Cases in the Trial Phase ⁵ (including preliminary hearing) |
|--|----------------|---------------|--------------------|---|---|
| Age of All Pending Cases⁶ | 0-8 months | 79.8% | 1,320 | 1,309 | 11 |
| | 8-10 months | 5.0% | 82 | 70 | 12 |
| | 10-15 months | 8.0% | 133 | 110 | 23 |
| | 15-18 months | 3.6% | 59 | 30 | 29 |
| | Over 18 months | 3.7% | 61 | 28 | 33 |
| Total | | 100.0% | 1,655 | 1,547 | 108 |

**ONTARIO COURT OF JUSTICE CRIMINAL MODERNIZATION COMMITTEE
PEMBROKE DASHBOARD¹⁹**

CASES RECEIVED⁷, DISPOSED⁸, AND PENDING³



Cases Received⁷ by Offence Group

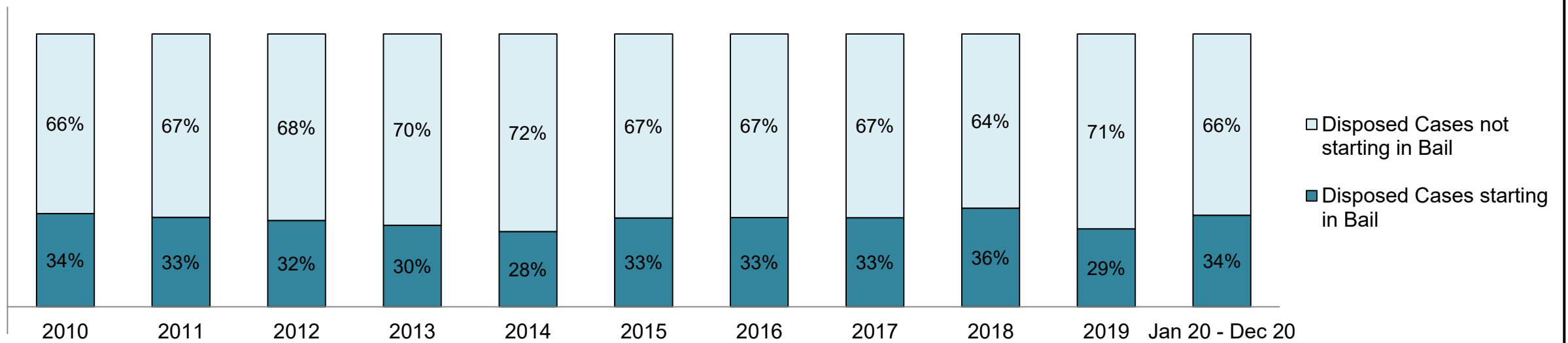
| Offence Group ⁹ | 2010 | 2011 | 2012 | 2013 | 2014 | 2015 | 2016 | 2017 | 2018 | 2019 | Jan 20 - Dec 20 |
|----------------------------|------|------|------|------|------|------|------|------|------|------|-----------------|
| Crimes Against The Person | 500 | 570 | 510 | 497 | 499 | 493 | 499 | 555 | 552 | 576 | 582 |
| Crimes Against Property | 375 | 366 | 334 | 326 | 272 | 316 | 322 | 349 | 351 | 340 | 312 |
| Administration of Justice | 417 | 428 | 431 | 396 | 390 | 467 | 558 | 600 | 546 | 619 | 422 |
| Other Criminal Code | 79 | 96 | 95 | 71 | 79 | 72 | 82 | 53 | 64 | 94 | 95 |
| Criminal Code Traffic | 259 | 266 | 231 | 201 | 195 | 166 | 155 | 153 | 198 | 232 | 259 |
| Federal Statute | 234 | 343 | 248 | 145 | 202 | 158 | 244 | 143 | 138 | 119 | 164 |

Cases Pending³ by Offence Group

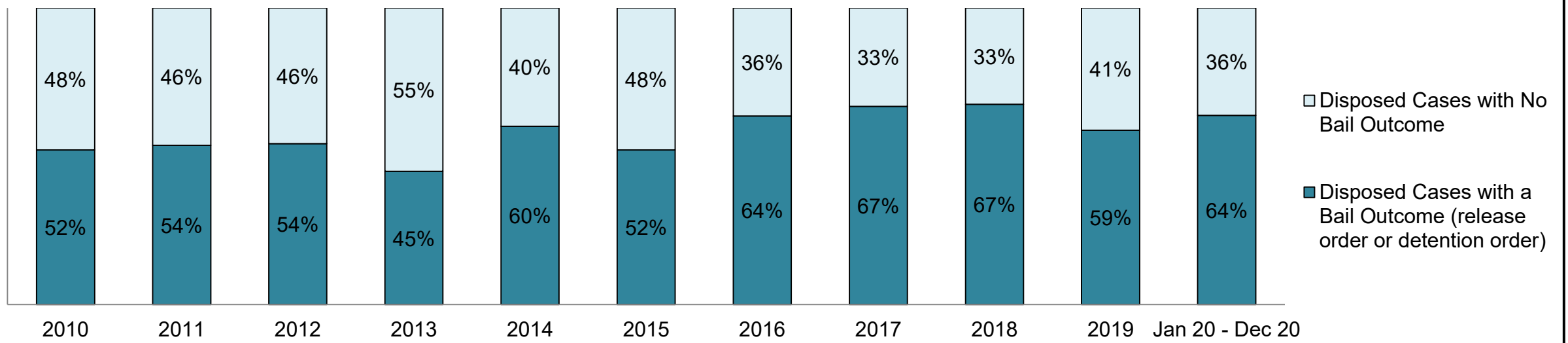
| Offence Group ⁹ | 2010 | 2011 | 2012 | 2013 | 2014 | 2015 | 2016 | 2017 | 2018 | 2019 | Jan 20 - Dec 20 |
|----------------------------|------|------|------|------|------|------|------|------|------|------|-----------------|
| Crimes Against The Person | 195 | 207 | 208 | 162 | 156 | 174 | 211 | 266 | 262 | 295 | 575 |
| Crimes Against Property | 118 | 125 | 129 | 102 | 81 | 94 | 133 | 160 | 169 | 151 | 312 |
| Administration of Justice | 117 | 88 | 91 | 76 | 61 | 91 | 141 | 152 | 145 | 166 | 297 |
| Other Criminal Code | 39 | 33 | 38 | 24 | 29 | 20 | 40 | 25 | 28 | 52 | 86 |
| Criminal Code Traffic | 111 | 125 | 93 | 74 | 68 | 66 | 79 | 64 | 102 | 107 | 251 |
| Federal Statute | 85 | 126 | 78 | 39 | 63 | 56 | 79 | 47 | 47 | 43 | 134 |

**ONTARIO COURT OF JUSTICE CRIMINAL MODERNIZATION COMMITTEE
PEMBROKE DASHBOARD¹⁹**

PERCENTAGE OF DISPOSED CASES⁸ STARTING IN BAIL

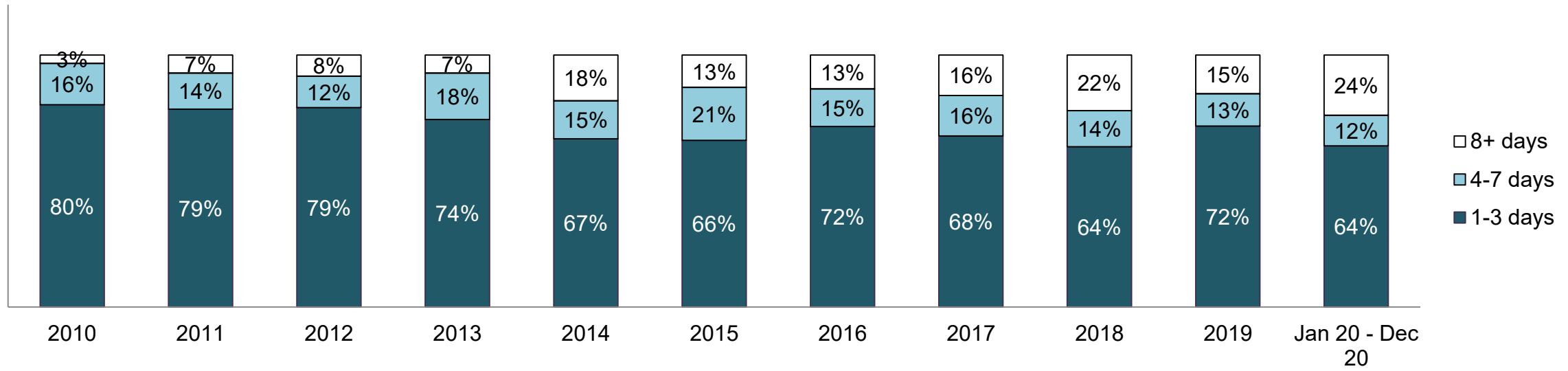


PERCENTAGE OF DISPOSED CASES⁸ STARTING IN BAIL BY BAIL OUTCOME

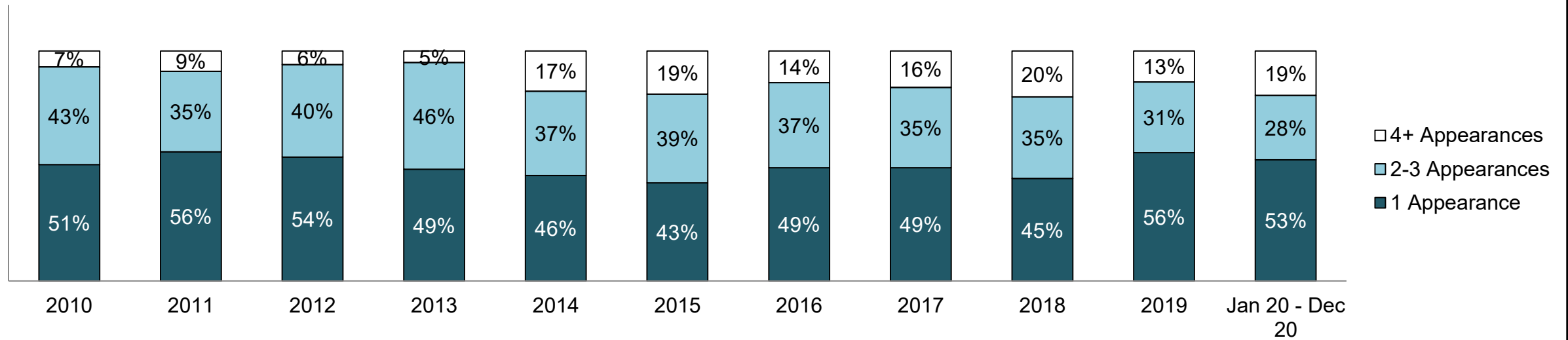


ONTARIO COURT OF JUSTICE CRIMINAL MODERNIZATION COMMITTEE PEMBROKE DASHBOARD¹⁹

PERCENTAGE OF BAIL CASES BY DAYS FROM FIRST BAIL APPEARANCE TO BAIL DISPOSITION

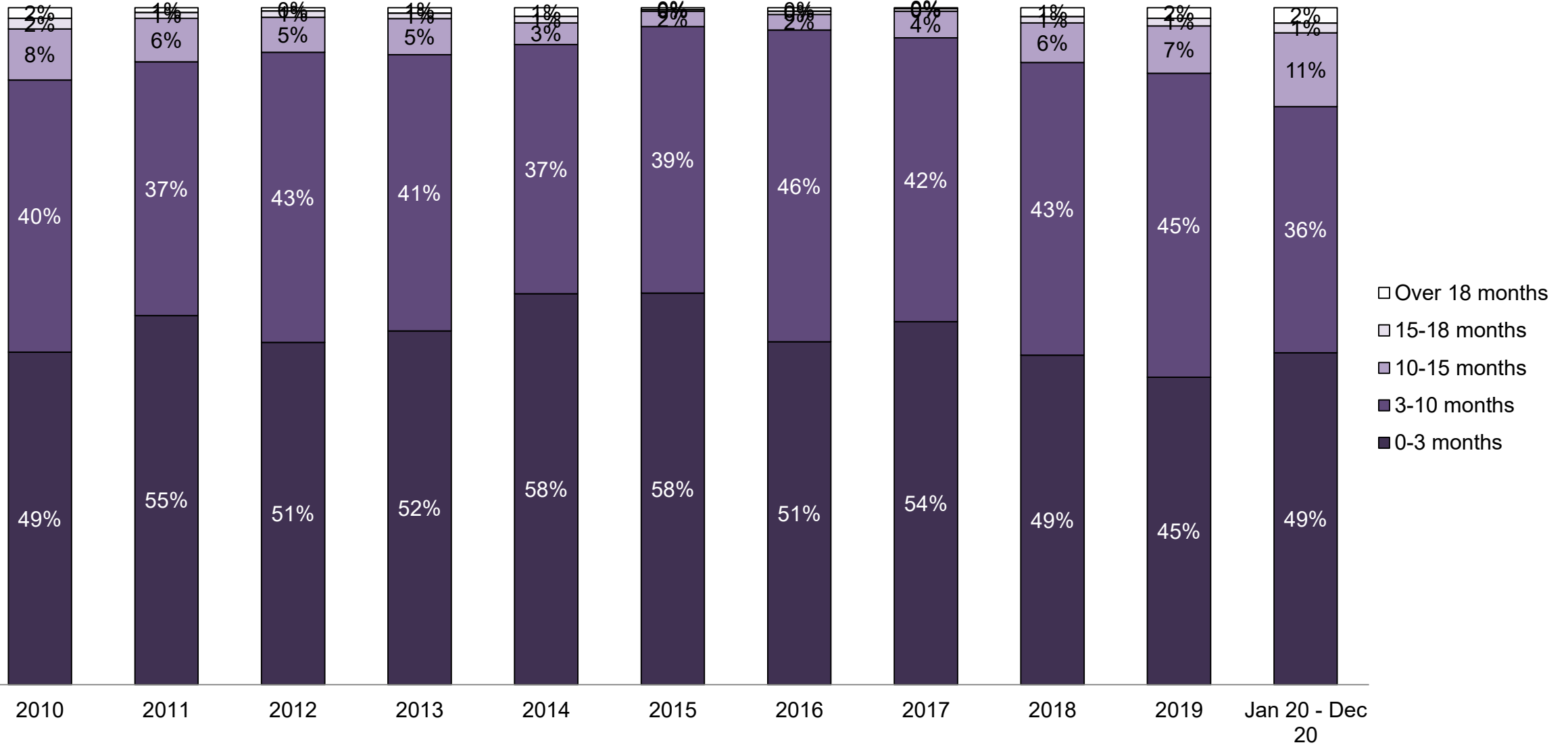


PERCENTAGE OF BAIL CASES BY NUMBER OF APPEARANCES FROM FIRST BAIL APPEARANCE TO BAIL DISPOSITION



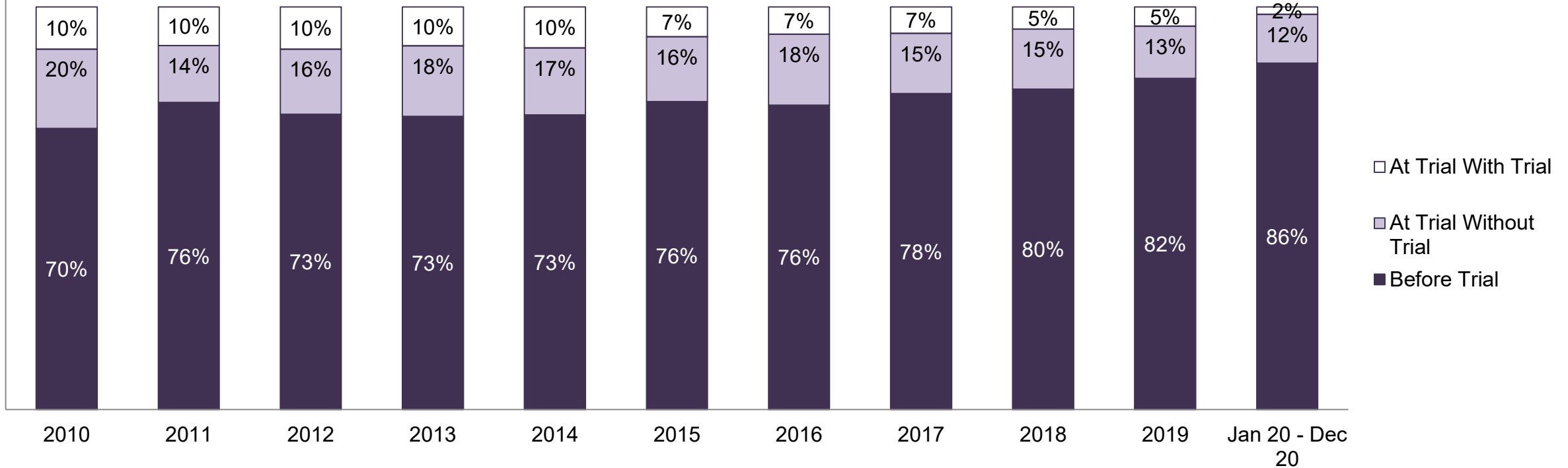
**ONTARIO COURT OF JUSTICE CRIMINAL MODERNIZATION COMMITTEE
PEMBROKE DASHBOARD¹⁹**

PERCENTAGE OF DISPOSED CASES⁸ BY MONTHS TO DISPOSITION¹⁰



**ONTARIO COURT OF JUSTICE CRIMINAL MODERNIZATION COMMITTEE
PEMBROKE DASHBOARD¹⁹**

PERCENTAGE OF CASES DISPOSED⁸ BY PHASE

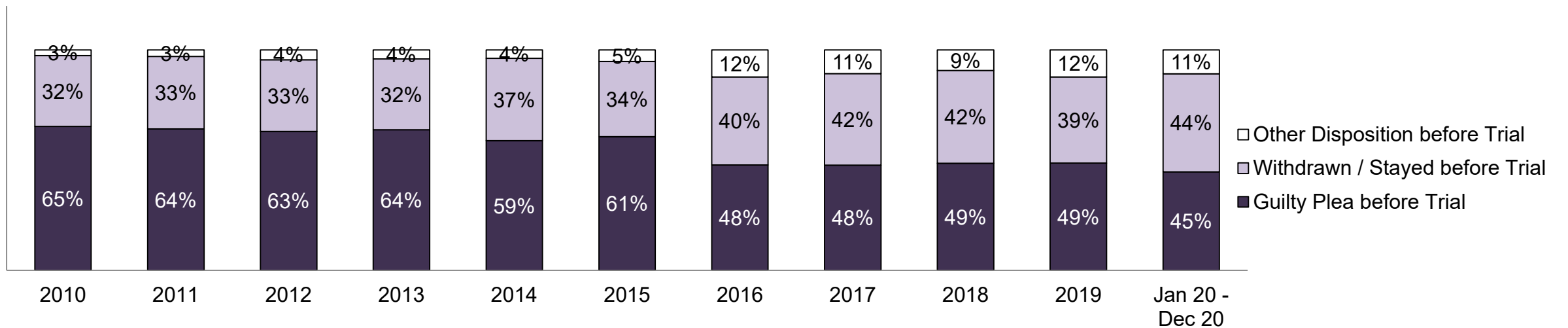


Cases Disposed⁸ by Phase and Percentage of In-Custody¹¹, Out-of-Custody¹² Cases at Case Disposition

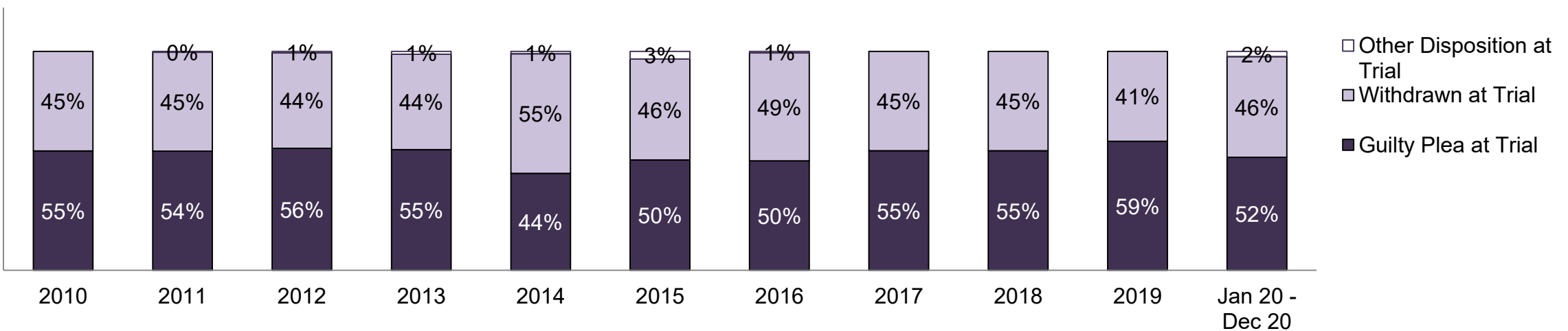
| Phases | 2010 | 2011 | 2012 | 2013 | 2014 | 2015 | 2016 | 2017 | 2018 | 2019 | Jan 20 - Dec 20 |
|-------------------------------|-------|-------|-------|-------|-------|-------|-------|-------|-------|-------|-----------------|
| At Trial With Trial | 212 | 190 | 196 | 172 | 176 | 119 | 109 | 118 | 99 | 89 | 19 |
| In-Custody | 12% | 9% | 9% | 12% | 5% | 13% | 13% | 4% | 9% | 6% | 0% |
| Out-of-Custody | 88% | 91% | 91% | 88% | 95% | 87% | 87% | 96% | 91% | 94% | 100% |
| At Trial Without Trial | 398 | 281 | 303 | 312 | 287 | 258 | 284 | 269 | 269 | 241 | 126 |
| In-Custody | 12% | 16% | 9% | 13% | 8% | 9% | 6% | 7% | 9% | 5% | 13% |
| Out-of-Custody | 88% | 84% | 91% | 87% | 92% | 91% | 94% | 93% | 91% | 95% | 87% |
| Before Trial | 1,413 | 1,513 | 1,373 | 1,295 | 1,265 | 1,226 | 1,219 | 1,411 | 1,434 | 1,530 | 893 |
| In-Custody | 21% | 18% | 19% | 20% | 16% | 21% | 15% | 15% | 16% | 14% | 16% |
| Out-of-Custody | 79% | 82% | 81% | 80% | 84% | 79% | 85% | 85% | 84% | 86% | 84% |

ONTARIO COURT OF JUSTICE CRIMINAL MODERNIZATION COMMITTEE PEMBROKE DASHBOARD¹⁹

PERCENTAGE OF CASES DISPOSED⁸ BEFORE TRIAL BY OUTCOME

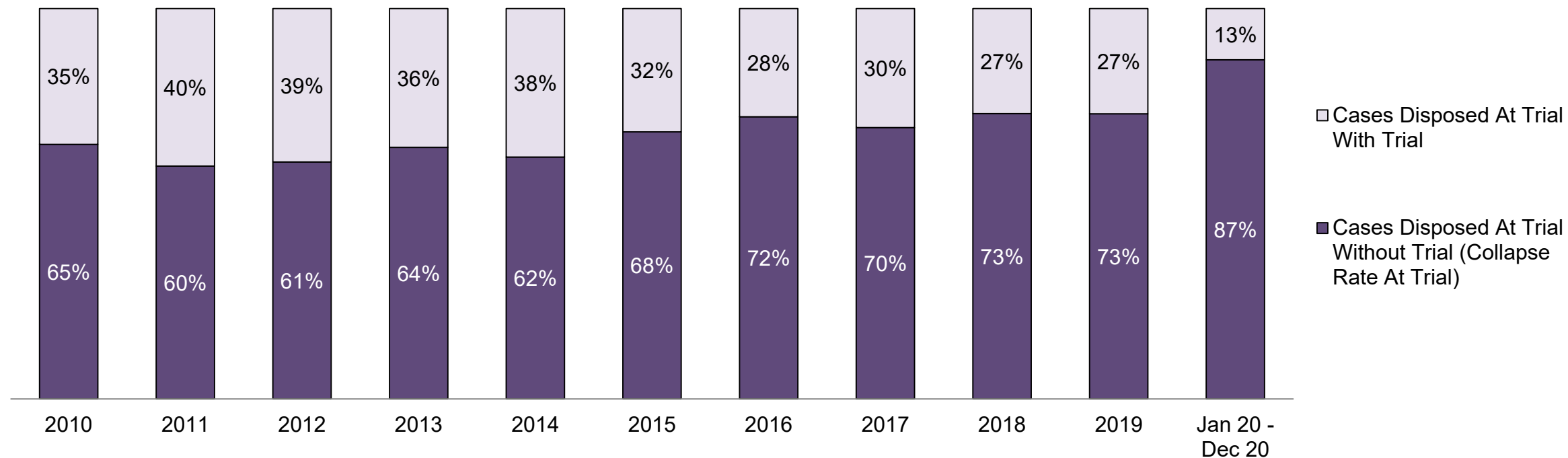


PERCENTAGE OF CASES DISPOSED⁸ AT TRIAL WITHOUT TRIAL (CASES COLLAPSED AT TRIAL) BY OUTCOME



ONTARIO COURT OF JUSTICE CRIMINAL MODERNIZATION COMMITTEE PEMBROKE DASHBOARD¹⁹

PERCENTAGE OF CASES DISPOSED⁸ BY PHASE FOR CASES SET FOR TRIAL¹³

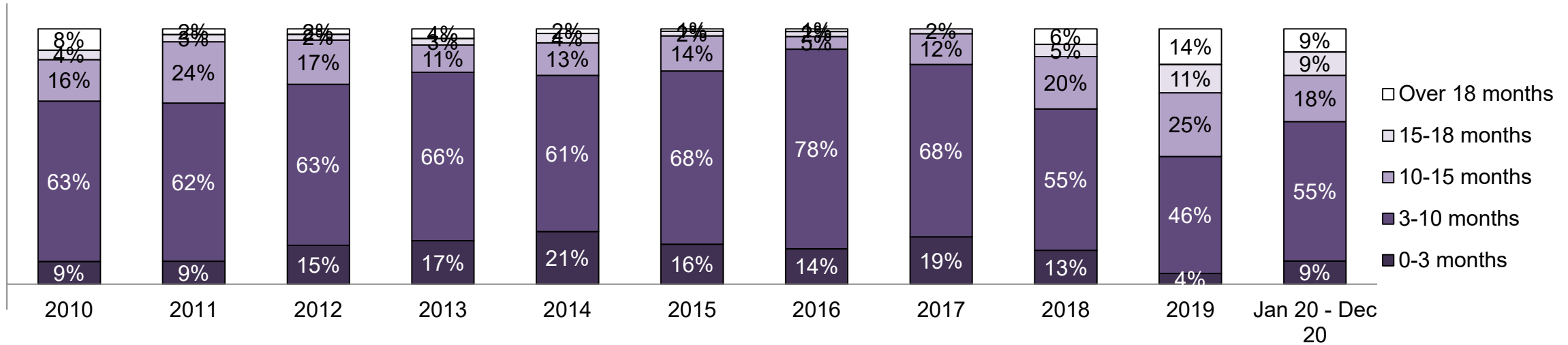


Percentage of Cases Disposed⁸ At Trial Without Trial (Collapse Rate At Trial²) by Offence Group At Disposition

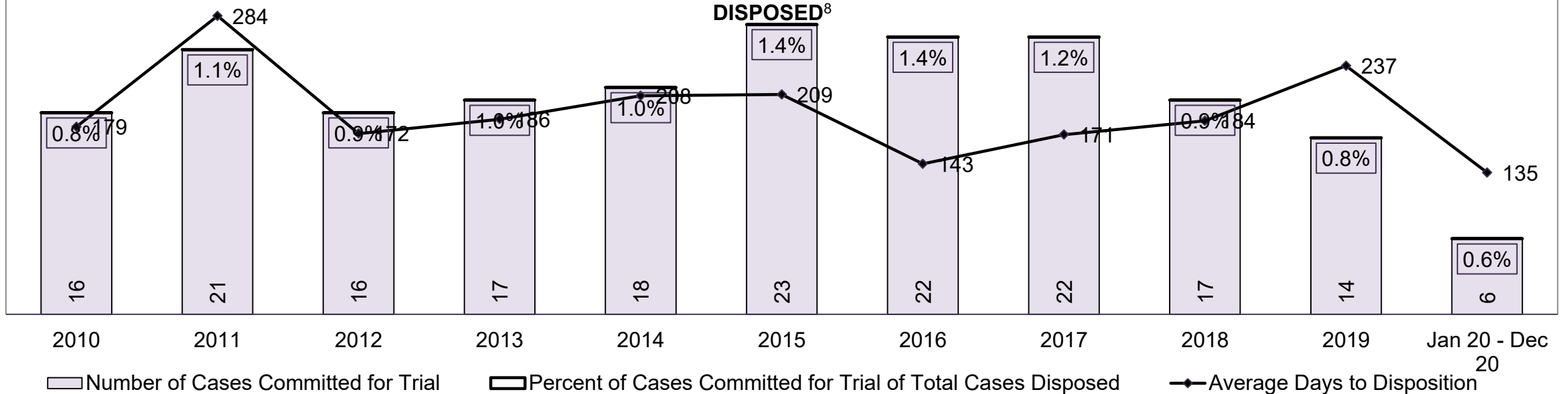
| Offence Group at Disposition ¹⁴ | 2010 | 2011 | 2012 | 2013 | 2014 | 2015 | 2016 | 2017 | 2018 | 2019 | Jan 20 - Dec 20 |
|--|-------------|-------------|-------------|-------------|-------------|-------------|-------------|-------------|-------------|-------------|-----------------|
| Crimes Against The Person | 32% | 39% | 42% | 44% | 44% | 41% | 36% | 43% | 43% | 42% | 40% |
| Crimes Against Property | 19% | 9% | 10% | 13% | 16% | 12% | 16% | 10% | 17% | 18% | 12% |
| Administration of Justice | 16% | 19% | 15% | 15% | 13% | 16% | 17% | 20% | 21% | 18% | 19% |
| Other Criminal Code | 5% | 6% | 4% | 7% | 6% | 7% | 8% | 6% | 4% | 3% | 12% |
| Criminal Code Traffic | 20% | 19% | 21% | 15% | 14% | 15% | 13% | 11% | 10% | 12% | 10% |
| Federal Statute | 9% | 8% | 8% | 5% | 7% | 8% | 10% | 10% | 5% | 7% | 8% |
| Total | 100% | 100% | 100% | 100% | 100% | 100% | 100% | 100% | 100% | 100% | 100% |

ONTARIO COURT OF JUSTICE CRIMINAL MODERNIZATION COMMITTEE PEMBROKE DASHBOARD¹⁹

PERCENTAGE OF CASES DISPOSED⁸ AT TRIAL WITH TRIAL BY MONTHS TO DISPOSITION¹⁰

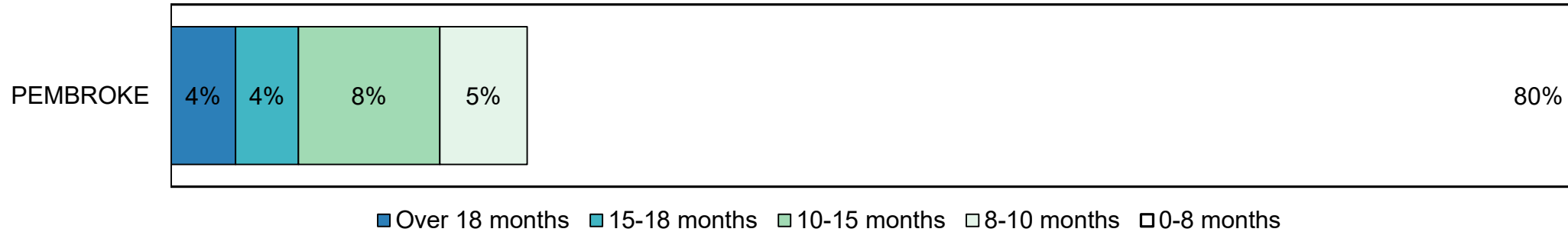


NUMBER, PERCENTAGE, & AVERAGE DAYS TO DISPOSITION¹⁵ OF CASES COMMITTED FOR TRIAL¹⁶ OF TOTAL CASES



**ONTARIO COURT OF JUSTICE CRIMINAL MODERNIZATION COMMITTEE
PEMBROKE DASHBOARD¹⁹
CASES PENDING AS OF DECEMBER 31, 2020**

PERCENTAGE OF PENDING CASES³ BY PENDING AGE⁶



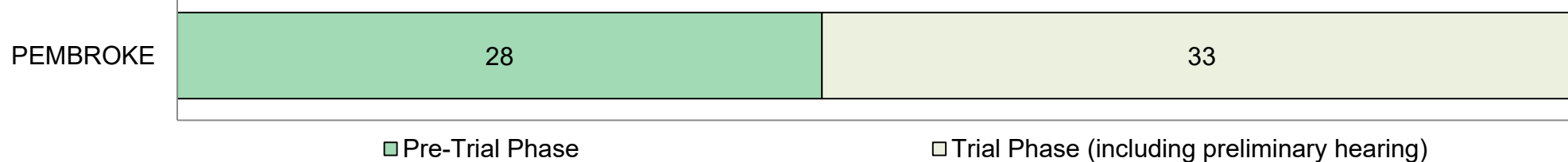
Pending Cases³ by Pending Age⁶ and Percentage of Pending Cases In-Custody¹⁷ and Out-of-Custody¹⁸

| Court Location | Over 18 months | 15-18 months | 10-15 months | 8-10 months | 0-8 months | Total |
|-----------------|----------------|--------------|--------------|-------------|------------|--------------|
| PEMBROKE | 61 | 59 | 133 | 82 | 1,320 | 1,655 |
| In-Custody | 7% | 5% | 2% | 1% | 5% | 5% |
| Out-of-Custody | 93% | 95% | 98% | 99% | 95% | 95% |

PENDING CASES³ BY PHASE: 15-18 MONTHS⁶



PENDING CASES³ BY PHASE: OVER 18 MONTHS⁶



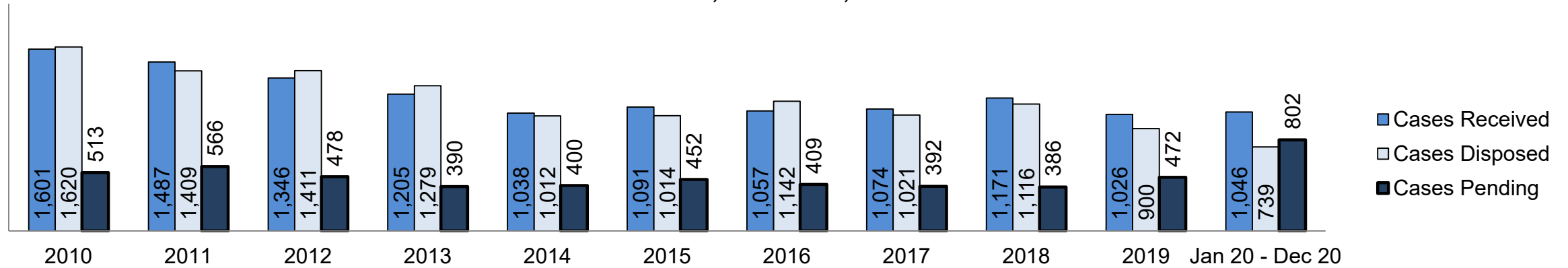
**ONTARIO COURT OF JUSTICE CRIMINAL MODERNIZATION COMMITTEE
PERTH DASHBOARD¹⁹**

| Key Metric | | Jan 20 - Dec 20 | | 2014 Baseline Median* | Change from 2014 Baseline Median | |
|------------------------------------|---|-------------------------------------|--------------------|-----------------------|----------------------------------|--------|
| | | Percent | Cases ¹ | | | |
| Bail | Disposed cases that began in the Bail Phase | | 28.3% | 209 | 33.5% | -5.2% |
| | Bail cases with a bail outcome (release order or detention order) | Total | 63.2% | 132 | 50.7% | 12.5% |
| | | Bail Disposition with 1 appearance | 50.8% | 67 | 52.9% | -2.1% |
| | | Bail Disposition in 1-3 days | 71.2% | 94 | 73.8% | -2.6% |
| | Bail cases with no bail disposition but with a case disposition | Total | 36.8% | 77 | 49.3% | -12.5% |
| | | Case disposition in 1-3 appearances | 29.9% | 23 | 33.4% | -3.5% |
| | | Case disposition in 0-3 months | 63.6% | 49 | 77.3% | -13.7% |
| Case disposition rate before trial | | 98.7% | 76 | 91.8% | 6.9% | |
| Before Trial | Disposition rate (includes bail cases with case dispositions) | | 92.0% | 680 | 85.7% | 6.3% |
| | Disposed within 1-3 appearances (net of bench warrant cases) | | 47.1% | 181 | 47.2% | -0.1% |
| | Disposed within 0-3 months (net of bench warrant cases) | | 60.9% | 234 | 62.6% | -1.6% |
| Trial | Collapse Rate at Trial ² | | 66.1% | 39 | 66.9% | -0.8% |

| Cases Pending ³ as of December 31, 2020 | | Percent | Cases ¹ | Cases in the Pre-Trial Phase ⁴ | Cases in the Trial Phase ⁵ (including preliminary hearing) |
|--|----------------|---------------|--------------------|---|---|
| Age of All Pending Cases⁶ | 0-8 months | 85.8% | 688 | 682 | 6 |
| | 8-10 months | 6.0% | 48 | 46 | 2 |
| | 10-15 months | 5.7% | 46 | 40 | 6 |
| | 15-18 months | 1.5% | 12 | 8 | 4 |
| | Over 18 months | 1.0% | 8 | 6 | 2 |
| Total | | 100.0% | 802 | 782 | 20 |

**ONTARIO COURT OF JUSTICE CRIMINAL MODERNIZATION COMMITTEE
PERTH DASHBOARD¹⁹**

CASES RECEIVED⁷, DISPOSED⁸, AND PENDING³



Cases Received⁷ by Offence Group

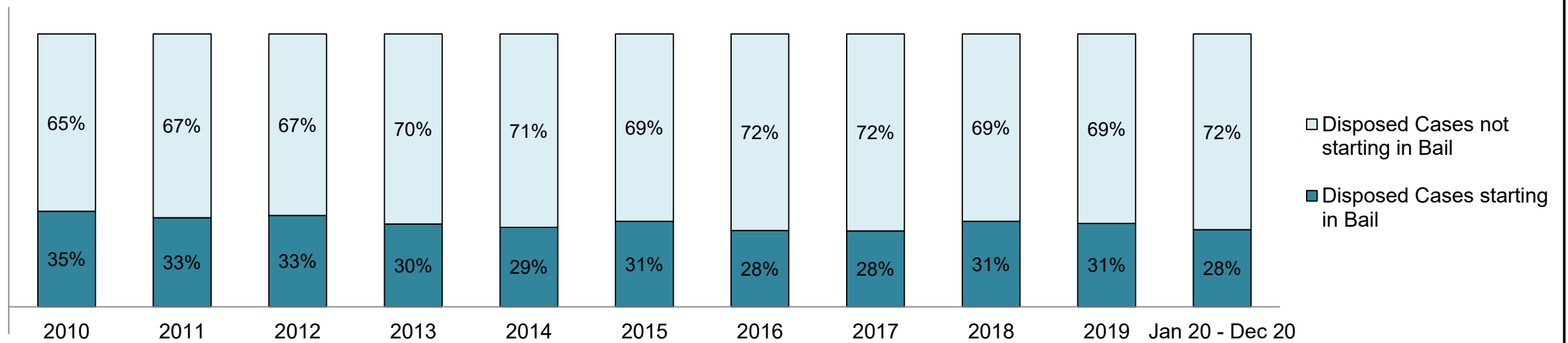
| Offence Group ⁹ | 2010 | 2011 | 2012 | 2013 | 2014 | 2015 | 2016 | 2017 | 2018 | 2019 | Jan 20 - Dec 20 |
|----------------------------|------|------|------|------|------|------|------|------|------|------|-----------------|
| Crimes Against The Person | 449 | 384 | 409 | 377 | 317 | 288 | 278 | 285 | 295 | 317 | 371 |
| Crimes Against Property | 278 | 305 | 249 | 228 | 195 | 169 | 202 | 242 | 229 | 203 | 195 |
| Administration of Justice | 441 | 387 | 388 | 299 | 268 | 325 | 281 | 303 | 411 | 324 | 262 |
| Other Criminal Code | 70 | 73 | 79 | 53 | 45 | 54 | 44 | 29 | 31 | 27 | 52 |
| Criminal Code Traffic | 188 | 167 | 135 | 159 | 137 | 136 | 134 | 139 | 153 | 128 | 124 |
| Federal Statute | 175 | 171 | 86 | 89 | 76 | 119 | 118 | 76 | 52 | 27 | 42 |

Cases Pending³ by Offence Group

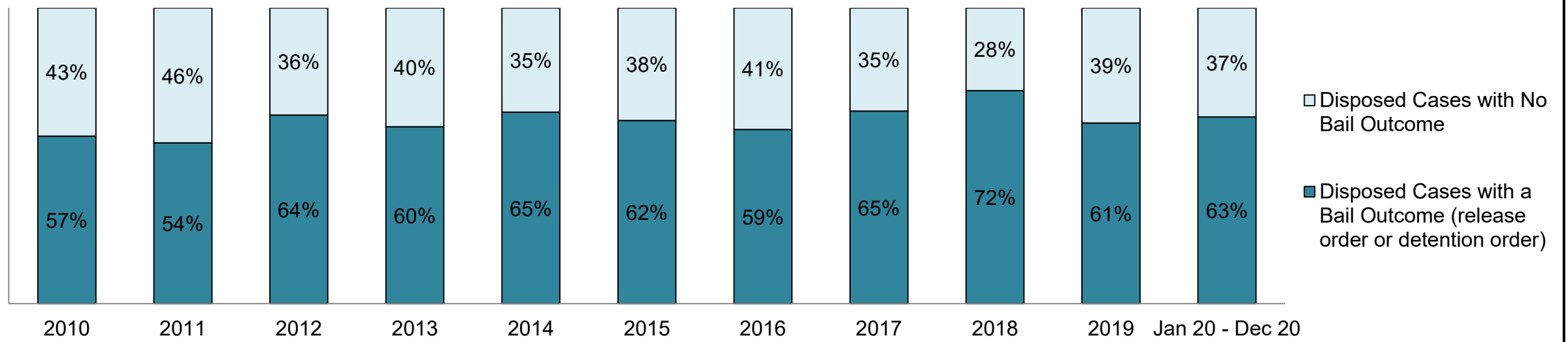
| Offence Group ⁹ | 2010 | 2011 | 2012 | 2013 | 2014 | 2015 | 2016 | 2017 | 2018 | 2019 | Jan 20 - Dec 20 |
|----------------------------|------|------|------|------|------|------|------|------|------|------|-----------------|
| Crimes Against The Person | 154 | 145 | 164 | 131 | 156 | 139 | 126 | 133 | 115 | 171 | 316 |
| Crimes Against Property | 100 | 116 | 94 | 69 | 62 | 69 | 79 | 76 | 72 | 110 | 135 |
| Administration of Justice | 85 | 107 | 93 | 71 | 68 | 99 | 65 | 87 | 99 | 105 | 166 |
| Other Criminal Code | 29 | 32 | 36 | 15 | 21 | 29 | 18 | 15 | 18 | 20 | 48 |
| Criminal Code Traffic | 67 | 74 | 43 | 47 | 57 | 62 | 61 | 45 | 52 | 45 | 100 |
| Federal Statute | 78 | 92 | 48 | 57 | 36 | 54 | 60 | 36 | 30 | 21 | 37 |

**ONTARIO COURT OF JUSTICE CRIMINAL MODERNIZATION COMMITTEE
PERTH DASHBOARD¹⁹**

PERCENTAGE OF DISPOSED CASES⁸ STARTING IN BAIL

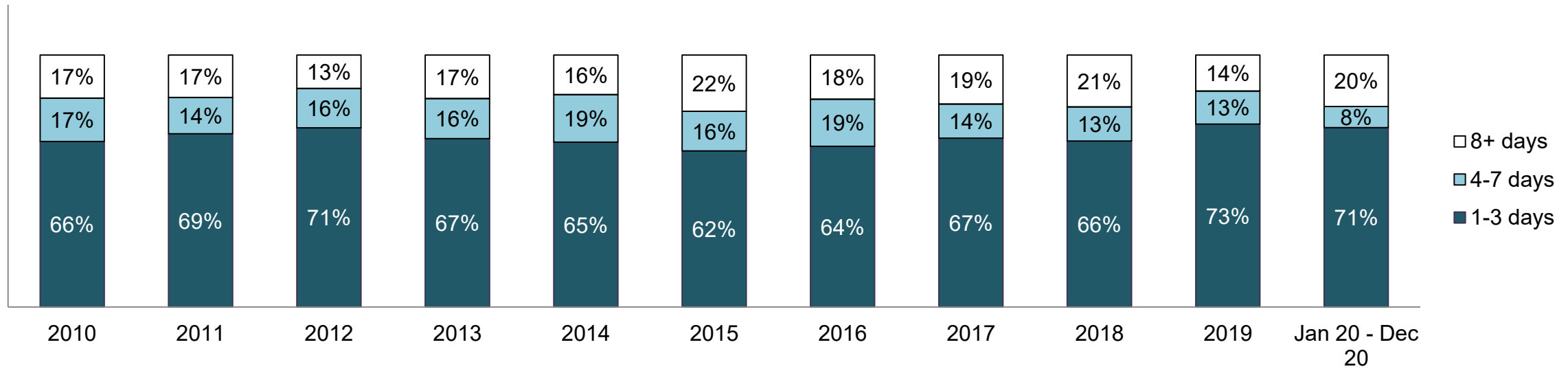


PERCENTAGE OF DISPOSED CASES⁸ STARTING IN BAIL BY BAIL OUTCOME

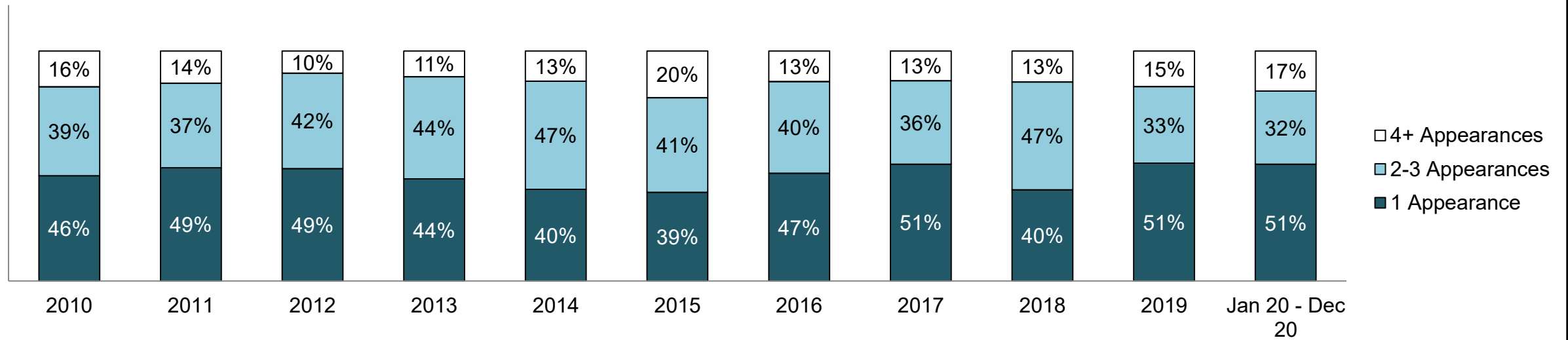


ONTARIO COURT OF JUSTICE CRIMINAL MODERNIZATION COMMITTEE PERTH DASHBOARD¹⁹

PERCENTAGE OF BAIL CASES BY DAYS FROM FIRST BAIL APPEARANCE TO BAIL DISPOSITION

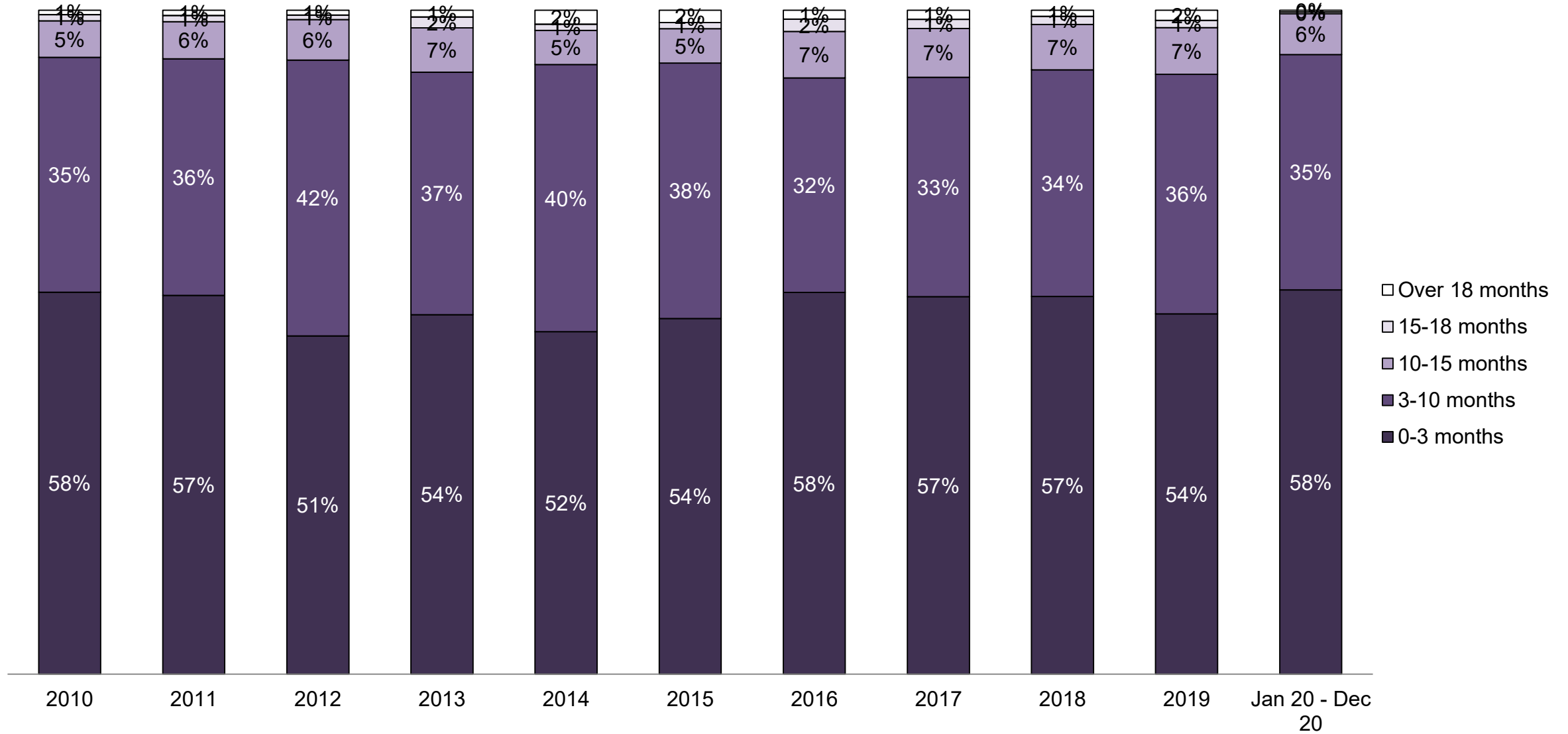


PERCENTAGE OF BAIL CASES BY NUMBER OF APPEARANCES FROM FIRST BAIL APPEARANCE TO BAIL DISPOSITION



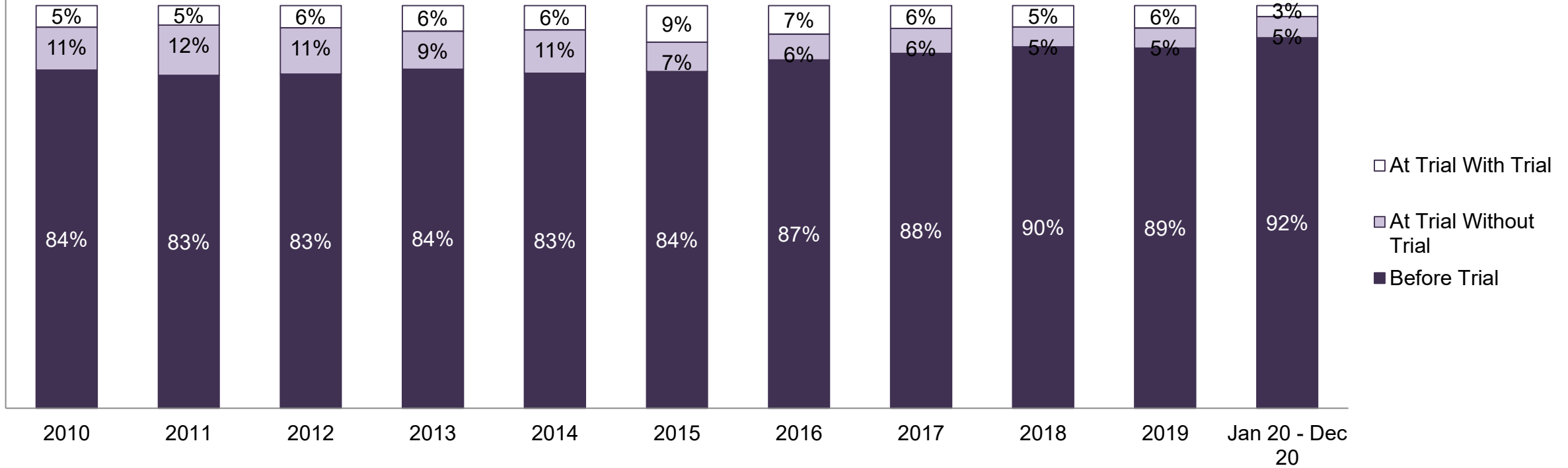
ONTARIO COURT OF JUSTICE CRIMINAL MODERNIZATION COMMITTEE PERTH DASHBOARD¹⁹

PERCENTAGE OF DISPOSED CASES⁸ BY MONTHS TO DISPOSITION¹⁰



**ONTARIO COURT OF JUSTICE CRIMINAL MODERNIZATION COMMITTEE
PERTH DASHBOARD¹⁹**

PERCENTAGE OF CASES DISPOSED⁸ BY PHASE

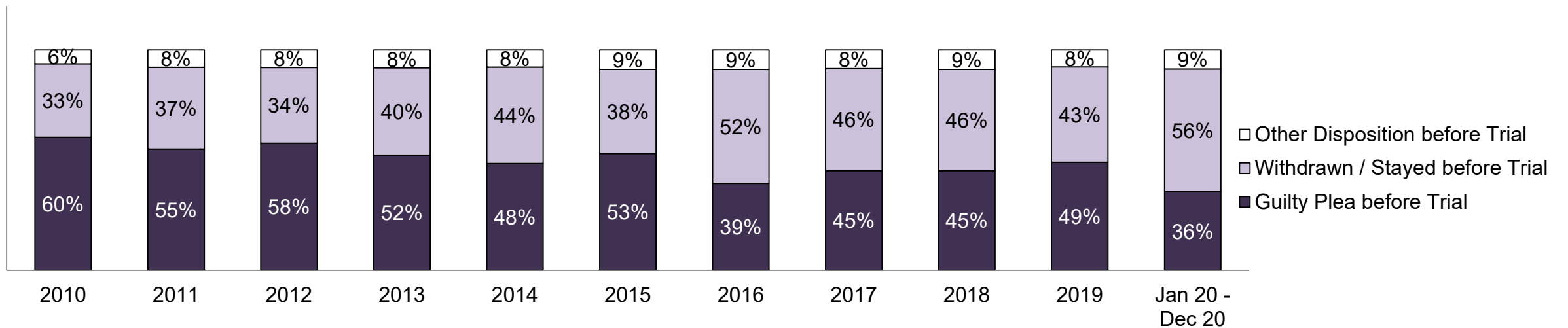


Cases Disposed⁸ by Phase and Percentage of In-Custody¹¹, Out-of-Custody¹² Cases at Case Disposition

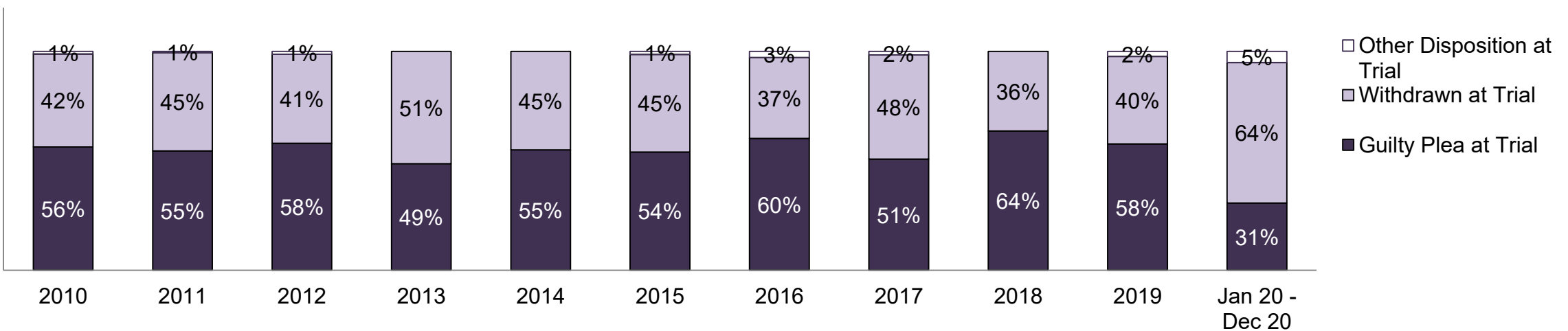
| Phases | 2010 | 2011 | 2012 | 2013 | 2014 | 2015 | 2016 | 2017 | 2018 | 2019 | Jan 20 - Dec 20 |
|-------------------------------|-------|-------|-------|-------|------|------|------|------|-------|------|-----------------|
| At Trial With Trial | 87 | 68 | 78 | 81 | 61 | 92 | 81 | 58 | 59 | 50 | 20 |
| In-Custody | 8% | 4% | 8% | 7% | 7% | 11% | 4% | 2% | 7% | 14% | 0% |
| Out-of-Custody | 92% | 96% | 92% | 93% | 93% | 89% | 96% | 98% | 93% | 86% | 100% |
| At Trial Without Trial | 172 | 176 | 162 | 121 | 109 | 74 | 73 | 63 | 55 | 45 | 39 |
| In-Custody | 9% | 10% | 3% | 12% | 9% | 3% | 8% | 8% | 4% | 9% | 3% |
| Out-of-Custody | 91% | 90% | 97% | 88% | 91% | 97% | 92% | 92% | 96% | 91% | 97% |
| Before Trial | 1,361 | 1,165 | 1,171 | 1,077 | 842 | 848 | 988 | 900 | 1,002 | 805 | 680 |
| In-Custody | 20% | 19% | 15% | 16% | 14% | 16% | 14% | 12% | 11% | 13% | 13% |
| Out-of-Custody | 80% | 81% | 85% | 84% | 86% | 84% | 86% | 88% | 89% | 87% | 87% |

ONTARIO COURT OF JUSTICE CRIMINAL MODERNIZATION COMMITTEE PERTH DASHBOARD¹⁹

PERCENTAGE OF CASES DISPOSED⁸ BEFORE TRIAL BY OUTCOME

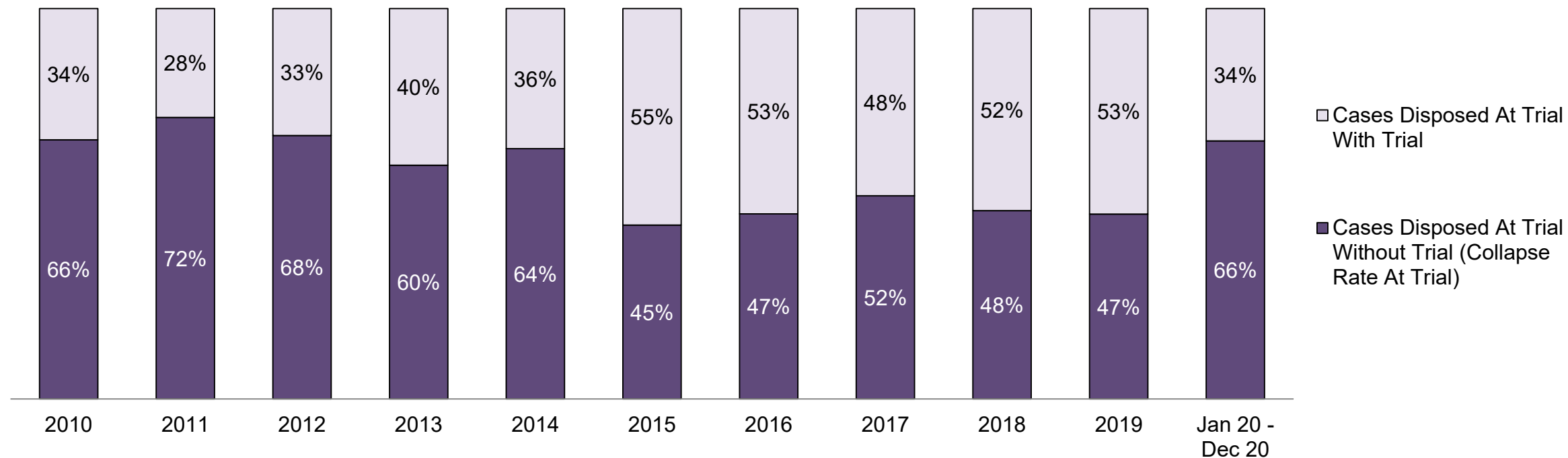


PERCENTAGE OF CASES DISPOSED⁸ AT TRIAL WITHOUT TRIAL (CASES COLLAPSED AT TRIAL) BY OUTCOME



ONTARIO COURT OF JUSTICE CRIMINAL MODERNIZATION COMMITTEE PERTH DASHBOARD¹⁹

PERCENTAGE OF CASES DISPOSED⁸ BY PHASE FOR CASES SET FOR TRIAL¹³

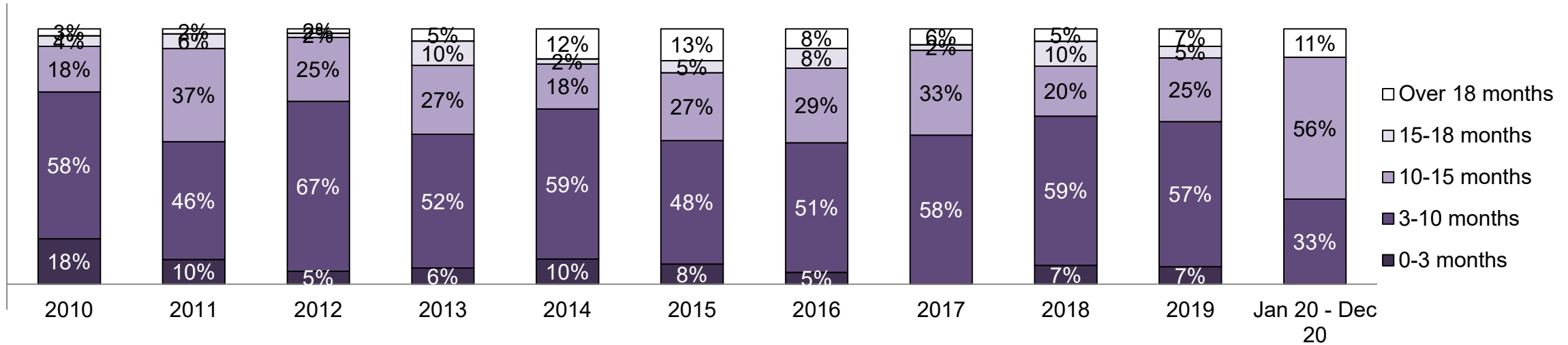


Percentage of Cases Disposed⁸ At Trial Without Trial (Collapse Rate At Trial²) by Offence Group At Disposition

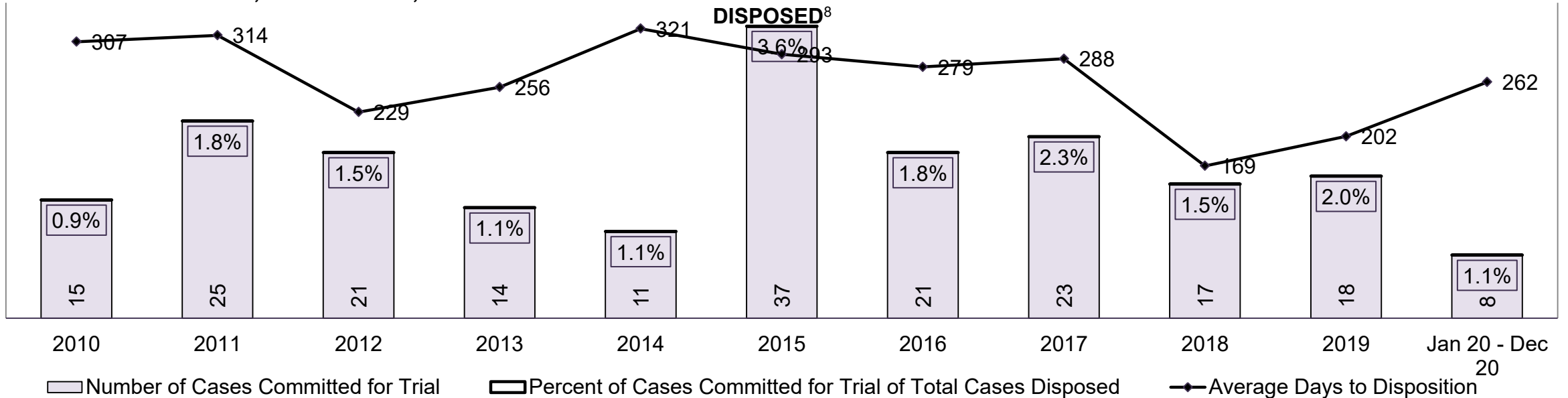
| Offence Group at Disposition ¹⁴ | 2010 | 2011 | 2012 | 2013 | 2014 | 2015 | 2016 | 2017 | 2018 | 2019 | Jan 20 - Dec 20 |
|--|-------------|-------------|-------------|-------------|-------------|-------------|-------------|-------------|-------------|-------------|-----------------|
| Crimes Against The Person | 39% | 36% | 32% | 45% | 41% | 45% | 38% | 41% | 53% | 35% | 53% |
| Crimes Against Property | 9% | 13% | 10% | 10% | 13% | 10% | 9% | 8% | 4% | 13% | 3% |
| Administration of Justice | 17% | 14% | 15% | 20% | 20% | 13% | 15% | 7% | 12% | 25% | 8% |
| Other Criminal Code | 6% | 7% | 9% | 8% | 6% | 5% | 4% | 4% | 3% | 4% | 7% |
| Criminal Code Traffic | 19% | 18% | 20% | 13% | 15% | 17% | 20% | 26% | 23% | 20% | 22% |
| Federal Statute | 10% | 11% | 14% | 4% | 5% | 10% | 14% | 13% | 6% | 3% | 7% |
| Total | 100% | 100% | 100% | 100% | 100% | 100% | 100% | 100% | 100% | 100% | 100% |

ONTARIO COURT OF JUSTICE CRIMINAL MODERNIZATION COMMITTEE PERTH DASHBOARD¹⁹

PERCENTAGE OF CASES DISPOSED⁸ AT TRIAL WITH TRIAL BY MONTHS TO DISPOSITION¹⁰

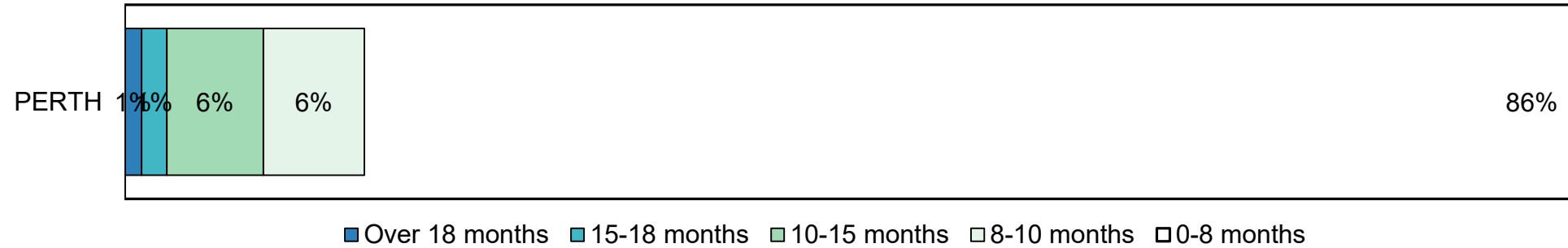


NUMBER, PERCENTAGE, & AVERAGE DAYS TO DISPOSITION¹⁵ OF CASES COMMITTED FOR TRIAL¹⁶ OF TOTAL CASES



**ONTARIO COURT OF JUSTICE CRIMINAL MODERNIZATION COMMITTEE
PERTH DASHBOARD¹⁹
CASES PENDING AS OF DECEMBER 31, 2020**


PERCENTAGE OF PENDING CASES³ BY PENDING AGE⁶




Pending Cases³ by Pending Age⁶ and Percentage of Pending Cases In-Custody¹⁷ and Out-of-Custody¹⁸

| Court Location | Over 18 months | 15-18 months | 10-15 months | 8-10 months | 0-8 months | Total |
|----------------|----------------|--------------|--------------|-------------|------------|------------|
| PERTH | 8 | 12 | 46 | 48 | 688 | 802 |
| In-Custody | 0% | 0% | 11% | 2% | 5% | 5% |
| Out-of-Custody | 100% | 100% | 89% | 98% | 95% | 95% |

PENDING CASES³ BY PHASE: 15-18 MONTHS⁶



PENDING CASES³ BY PHASE: OVER 18 MONTHS⁶

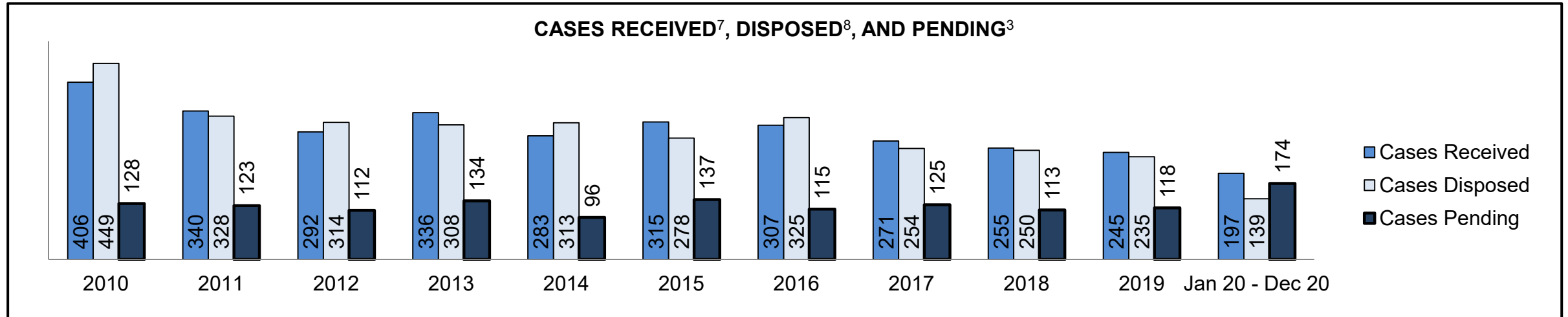


**ONTARIO COURT OF JUSTICE CRIMINAL MODERNIZATION COMMITTEE
PICTON DASHBOARD¹⁹**

| Key Metric | | Jan 20 - Dec 20 | | 2014 Baseline Median* | Change from 2014 Baseline Median | |
|------------------------------------|---|-------------------------------------|--------------------|-----------------------|----------------------------------|--------|
| | | Percent | Cases ¹ | | | |
| Bail | Disposed cases that began in the Bail Phase | | 15.1% | 21 | 33.5% | -18.4% |
| | Bail cases with a bail outcome (release order or detention order) | Total | 19.0% | 4 | 50.7% | -31.6% |
| | | Bail Disposition with 1 appearance | 0.0% | 0 | 52.9% | -52.9% |
| | | Bail Disposition in 1-3 days | 0.0% | 0 | 73.8% | -73.8% |
| | Bail cases with no bail disposition but with a case disposition | Total | 81.0% | 17 | 49.3% | 31.6% |
| | | Case disposition in 1-3 appearances | 11.8% | 2 | 33.4% | -21.6% |
| | | Case disposition in 0-3 months | 41.2% | 7 | 77.3% | -36.1% |
| Case disposition rate before trial | | 64.7% | 11 | 91.8% | -27.1% | |
| Before Trial | Disposition rate (includes bail cases with case dispositions) | | 78.4% | 109 | 85.7% | -7.3% |
| | Disposed within 1-3 appearances (net of bench warrant cases) | | 62.7% | 37 | 47.2% | 15.5% |
| | Disposed within 0-3 months (net of bench warrant cases) | | 78.0% | 46 | 62.6% | 15.4% |
| Trial | Collapse Rate at Trial ² | | 83.3% | 25 | 66.9% | 16.4% |

| Cases Pending ³ as of December 31, 2020 | | Percent | Cases ¹ | Cases in the Pre-Trial Phase ⁴ | Cases in the Trial Phase ⁵ (including preliminary hearing) |
|--|----------------|---------------|--------------------|---|---|
| Age of All Pending Cases⁶ | 0-8 months | 74.7% | 130 | 123 | 7 |
| | 8-10 months | 5.2% | 9 | 6 | 3 |
| | 10-15 months | 9.2% | 16 | 8 | 8 |
| | 15-18 months | 6.9% | 12 | 4 | 8 |
| | Over 18 months | 4.0% | 7 | 0 | 7 |
| Total | | 100.0% | 174 | 141 | 33 |

ONTARIO COURT OF JUSTICE CRIMINAL MODERNIZATION COMMITTEE PICTON DASHBOARD¹⁹



Cases Received⁷ by Offence Group

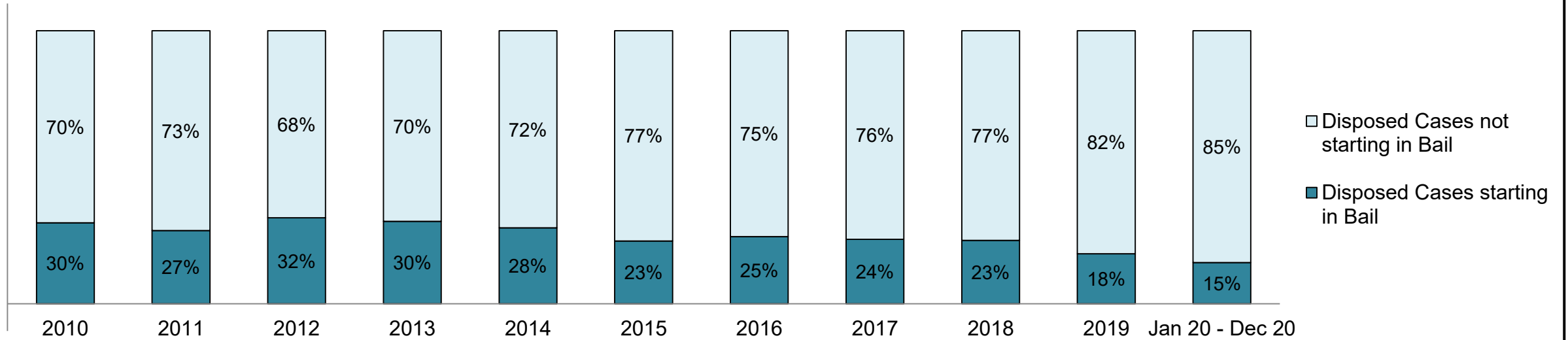
| Offence Group ⁹ | 2010 | 2011 | 2012 | 2013 | 2014 | 2015 | 2016 | 2017 | 2018 | 2019 | Jan 20 - Dec 20 |
|----------------------------|------|------|------|------|------|------|------|------|------|------|-----------------|
| Crimes Against The Person | 164 | 133 | 106 | 116 | 123 | 148 | 118 | 112 | 91 | 85 | 81 |
| Crimes Against Property | 83 | 51 | 51 | 68 | 38 | 61 | 75 | 54 | 59 | 43 | 43 |
| Administration of Justice | 76 | 55 | 58 | 47 | 44 | 42 | 41 | 44 | 33 | 33 | 25 |
| Other Criminal Code | 12 | 17 | 15 | 21 | 17 | 18 | 12 | 7 | 8 | 13 | 8 |
| Criminal Code Traffic | 51 | 48 | 45 | 54 | 40 | 35 | 41 | 41 | 46 | 51 | 30 |
| Federal Statute | 20 | 36 | 17 | 30 | 21 | 11 | 20 | 13 | 18 | 20 | 10 |

Cases Pending³ by Offence Group

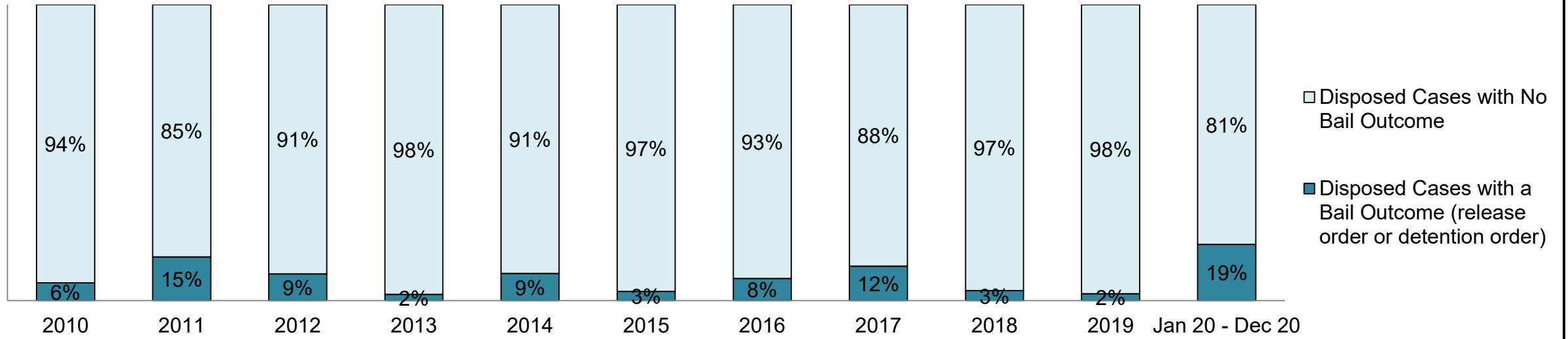
| Offence Group ⁹ | 2010 | 2011 | 2012 | 2013 | 2014 | 2015 | 2016 | 2017 | 2018 | 2019 | Jan 20 - Dec 20 |
|----------------------------|------|------|------|------|------|------|------|------|------|------|-----------------|
| Crimes Against The Person | 73 | 47 | 43 | 41 | 42 | 74 | 47 | 60 | 50 | 46 | 67 |
| Crimes Against Property | 25 | 20 | 21 | 37 | 18 | 26 | 27 | 26 | 18 | 15 | 45 |
| Administration of Justice | 11 | 14 | 24 | 15 | 9 | 9 | 13 | 19 | 15 | 12 | 21 |
| Other Criminal Code | 4 | 4 | 4 | 7 | 3 | 8 | 6 | 1 | 3 | 8 | 7 |
| Criminal Code Traffic | 14 | 16 | 11 | 15 | 14 | 19 | 15 | 15 | 19 | 21 | 18 |
| Federal Statute | 1 | 22 | 9 | 19 | 10 | 1 | 7 | 4 | 8 | 16 | 16 |

ONTARIO COURT OF JUSTICE CRIMINAL MODERNIZATION COMMITTEE PICTON DASHBOARD¹⁹

PERCENTAGE OF DISPOSED CASES⁸ STARTING IN BAIL

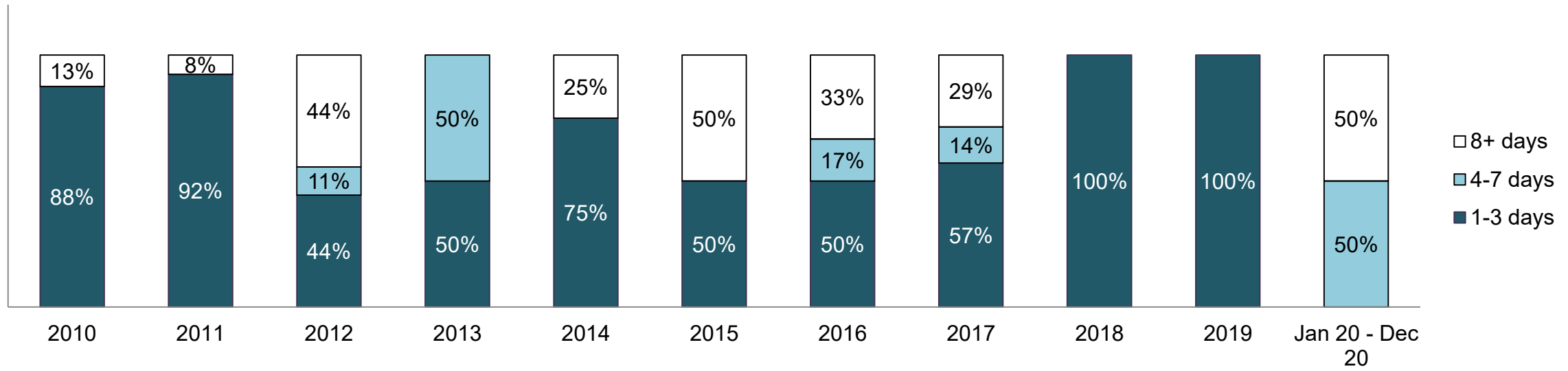


PERCENTAGE OF DISPOSED CASES⁸ STARTING IN BAIL BY BAIL OUTCOME

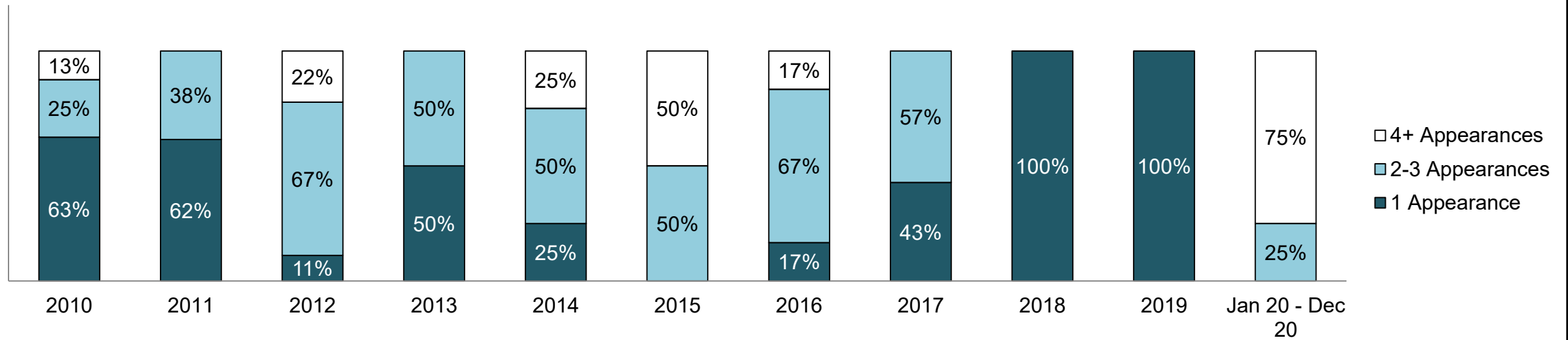


ONTARIO COURT OF JUSTICE CRIMINAL MODERNIZATION COMMITTEE PICTON DASHBOARD¹⁹

PERCENTAGE OF BAIL CASES BY DAYS FROM FIRST BAIL APPEARANCE TO BAIL DISPOSITION

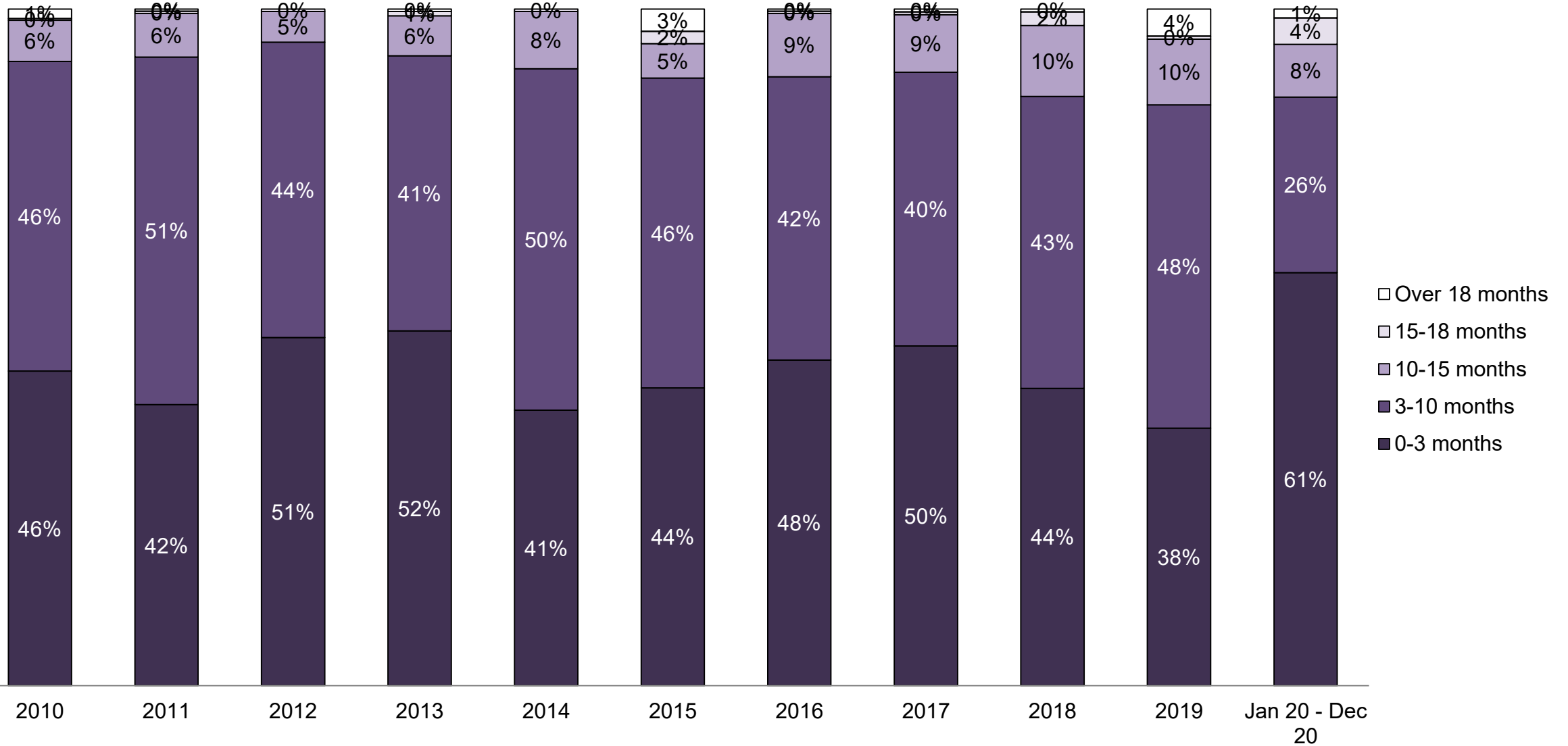


PERCENTAGE OF BAIL CASES BY NUMBER OF APPEARANCES FROM FIRST BAIL APPEARANCE TO BAIL DISPOSITION

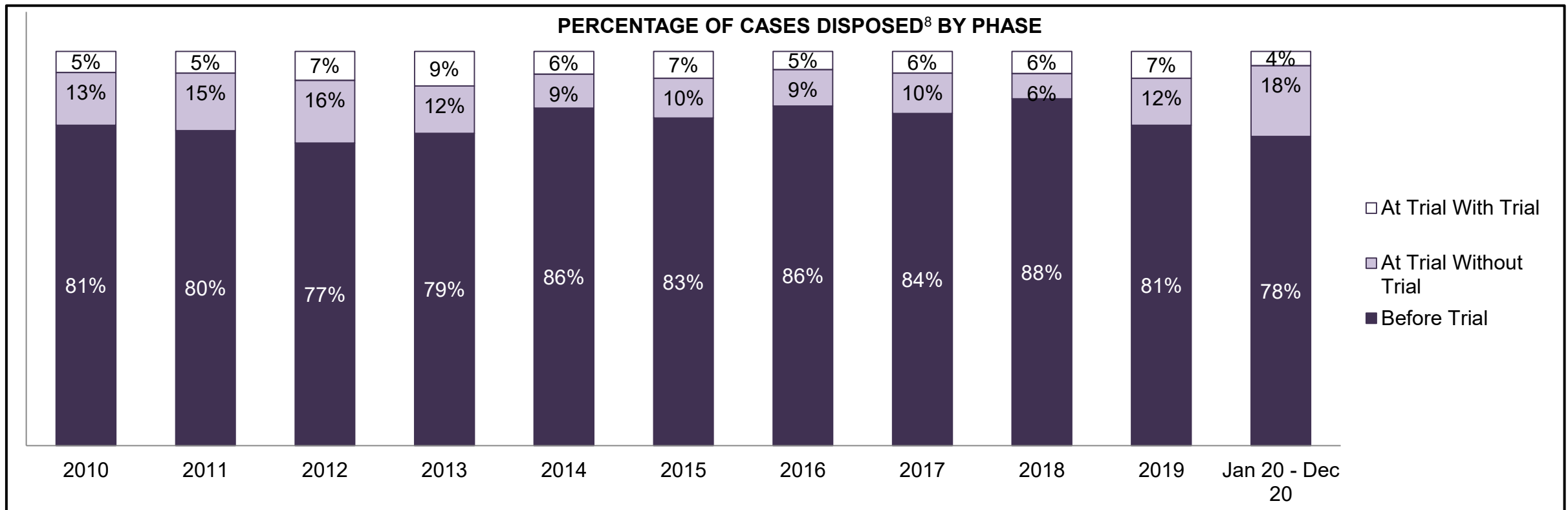


**ONTARIO COURT OF JUSTICE CRIMINAL MODERNIZATION COMMITTEE
 PICTON DASHBOARD¹⁹**

PERCENTAGE OF DISPOSED CASES⁸ BY MONTHS TO DISPOSITION¹⁰



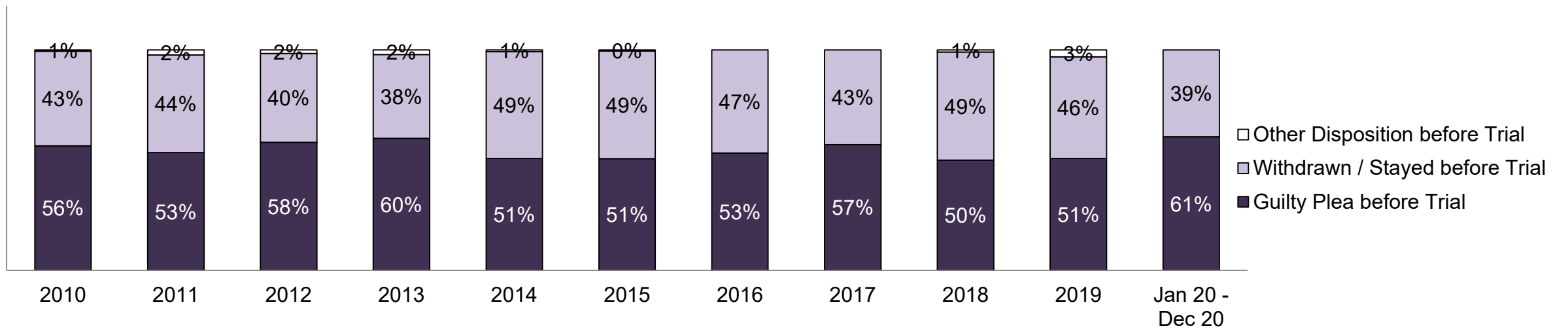
**ONTARIO COURT OF JUSTICE CRIMINAL MODERNIZATION COMMITTEE
PICTON DASHBOARD¹⁹**



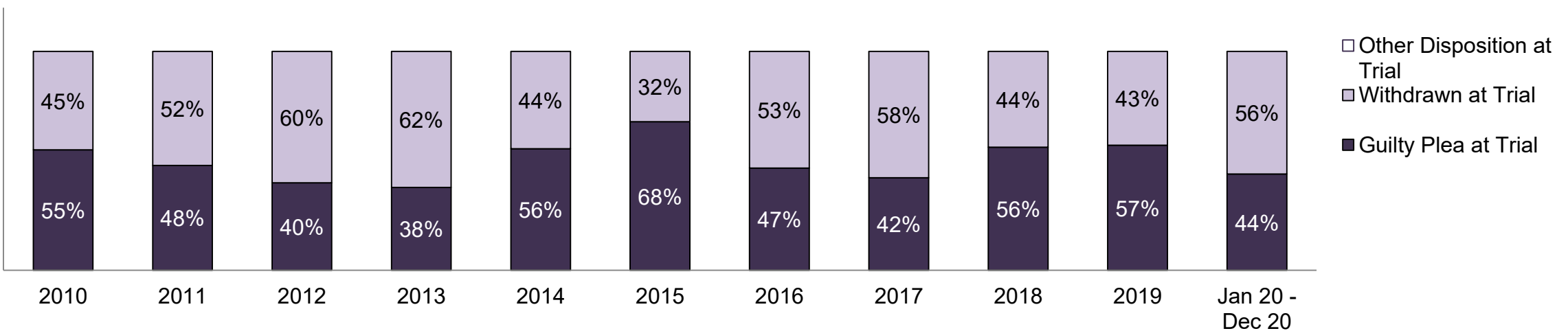
| Cases Disposed⁸ by Phase and Percentage of In-Custody¹¹, Out-of-Custody¹² Cases at Case Disposition | | | | | | | | | | | |
|---|-------------|-------------|-------------|-------------|-------------|-------------|-------------|-------------|-------------|-------------|------------------------|
| Phases | 2010 | 2011 | 2012 | 2013 | 2014 | 2015 | 2016 | 2017 | 2018 | 2019 | Jan 20 - Dec 20 |
| At Trial With Trial | 24 | 18 | 23 | 27 | 18 | 19 | 15 | 14 | 14 | 16 | 5 |
| In-Custody | 21% | 17% | 22% | 26% | 0% | 16% | 33% | 7% | 7% | 19% | 20% |
| Out-of-Custody | 79% | 83% | 78% | 74% | 100% | 84% | 67% | 93% | 93% | 81% | 80% |
| At Trial Without Trial | 60 | 48 | 50 | 37 | 27 | 28 | 30 | 26 | 16 | 28 | 25 |
| In-Custody | 18% | 31% | 22% | 43% | 33% | 43% | 27% | 15% | 19% | 21% | 24% |
| Out-of-Custody | 82% | 69% | 78% | 57% | 67% | 57% | 73% | 85% | 81% | 79% | 76% |
| Before Trial | 365 | 262 | 241 | 244 | 268 | 231 | 280 | 214 | 220 | 191 | 109 |
| In-Custody | 30% | 23% | 32% | 28% | 26% | 21% | 23% | 22% | 24% | 17% | 12% |
| Out-of-Custody | 70% | 77% | 68% | 72% | 74% | 79% | 77% | 78% | 76% | 83% | 88% |

ONTARIO COURT OF JUSTICE CRIMINAL MODERNIZATION COMMITTEE PICTON DASHBOARD¹⁹

PERCENTAGE OF CASES DISPOSED⁸ BEFORE TRIAL BY OUTCOME

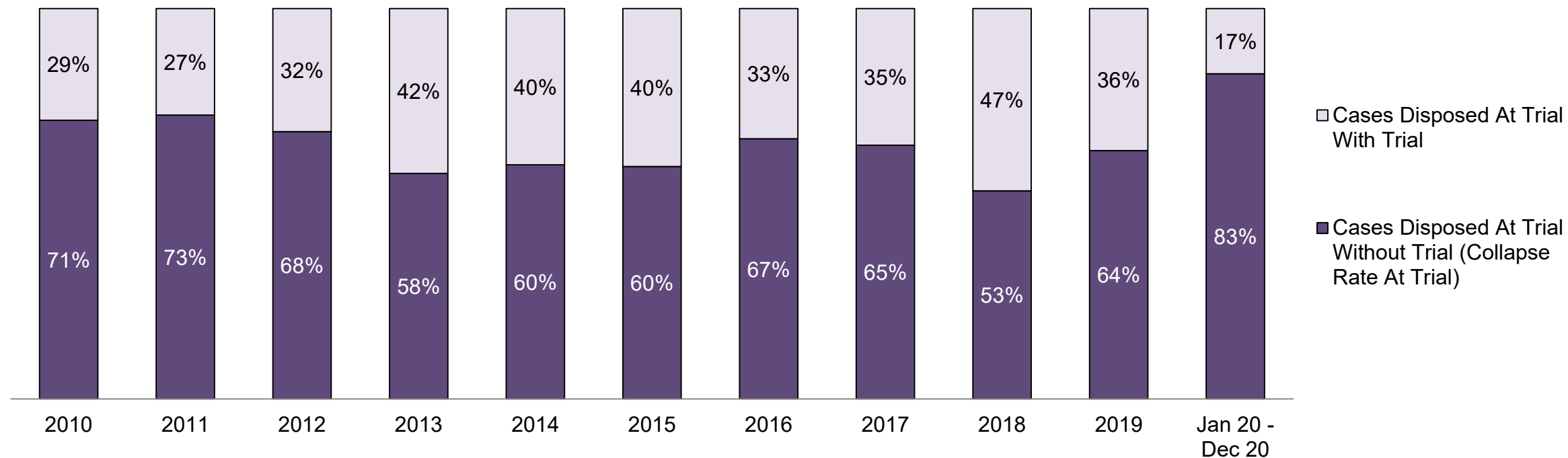


PERCENTAGE OF CASES DISPOSED⁸ AT TRIAL WITHOUT TRIAL (CASES COLLAPSED AT TRIAL) BY OUTCOME



ONTARIO COURT OF JUSTICE CRIMINAL MODERNIZATION COMMITTEE PICTON DASHBOARD¹⁹

PERCENTAGE OF CASES DISPOSED⁸ BY PHASE FOR CASES SET FOR TRIAL¹³

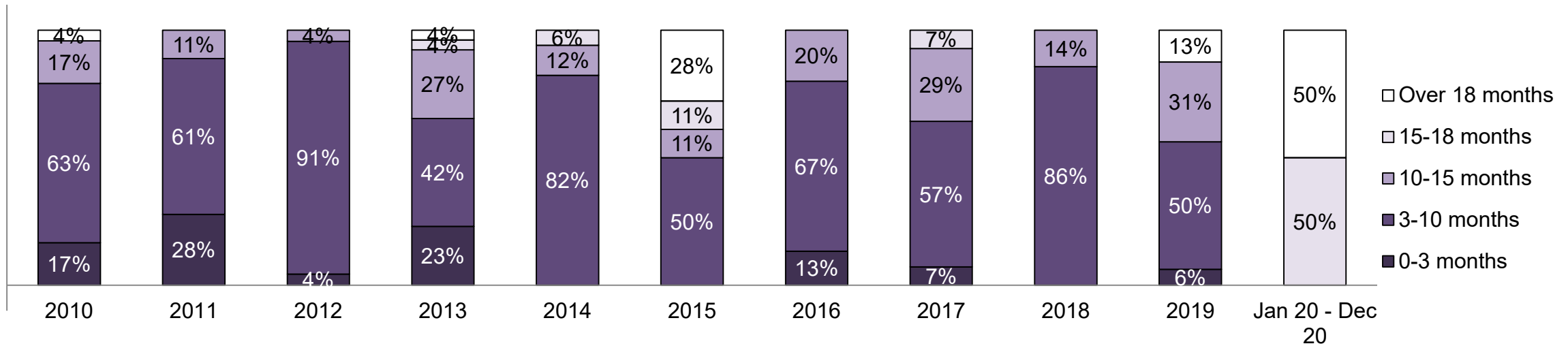


Percentage of Cases Disposed⁸ At Trial Without Trial (Collapse Rate At Trial²) by Offence Group At Disposition

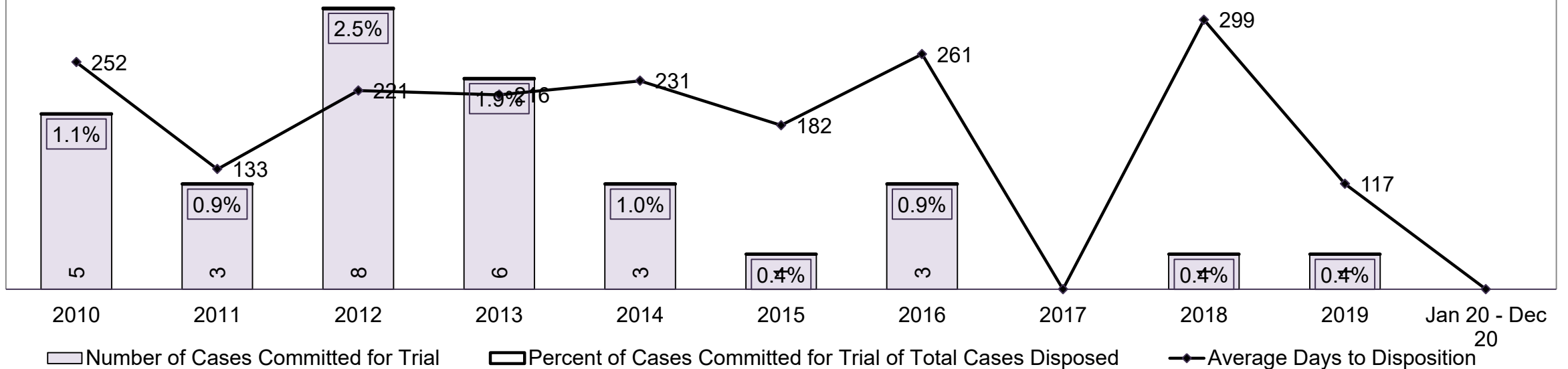
| Offence Group at Disposition ¹⁴ | 2010 | 2011 | 2012 | 2013 | 2014 | 2015 | 2016 | 2017 | 2018 | 2019 | Jan 20 - Dec 20 |
|--|-------------|-------------|-------------|-------------|-------------|-------------|-------------|-------------|-------------|-------------|-----------------|
| Crimes Against The Person | 48% | 48% | 44% | 33% | 36% | 38% | 40% | 45% | 47% | 50% | 47% |
| Crimes Against Property | 12% | 15% | 10% | 20% | 20% | 6% | 20% | 18% | 7% | 11% | 3% |
| Administration of Justice | 7% | 12% | 10% | 20% | 11% | 19% | 11% | 8% | 10% | 14% | 10% |
| Other Criminal Code | 4% | 2% | 5% | 6% | 7% | 6% | 4% | 3% | 17% | 5% | 3% |
| Criminal Code Traffic | 24% | 21% | 18% | 16% | 20% | 17% | 24% | 20% | 10% | 20% | 30% |
| Federal Statute | 6% | 2% | 14% | 5% | 7% | 13% | 0% | 8% | 10% | 0% | 7% |
| Total | 100% | 100% | 100% | 100% | 100% | 100% | 100% | 100% | 100% | 100% | 100% |

ONTARIO COURT OF JUSTICE CRIMINAL MODERNIZATION COMMITTEE PICTON DASHBOARD¹⁹

PERCENTAGE OF CASES DISPOSED⁸ AT TRIAL WITH TRIAL BY MONTHS TO DISPOSITION¹⁰

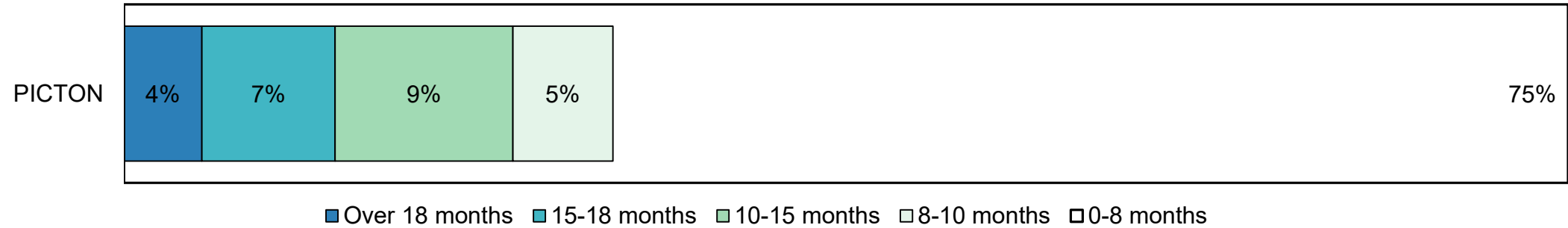


NUMBER, PERCENTAGE, & AVERAGE DAYS TO DISPOSITION¹⁵ OF CASES COMMITTED FOR TRIAL¹⁶ OF TOTAL CASES DISPOSED⁸



**ONTARIO COURT OF JUSTICE CRIMINAL MODERNIZATION COMMITTEE
 PICTON DASHBOARD¹⁹
 CASES PENDING AS OF DECEMBER 31, 2020**


PERCENTAGE OF PENDING CASES³ BY PENDING AGE⁶




Pending Cases³ by Pending Age⁶ and Percentage of Pending Cases In-Custody¹⁷ and Out-of-Custody¹⁸

| Court Location | Over 18 months | 15-18 months | 10-15 months | 8-10 months | 0-8 months | Total |
|----------------|----------------|--------------|--------------|-------------|------------|------------|
| PICTON | 7 | 12 | 16 | 9 | 130 | 174 |
| In-Custody | 0% | 25% | 31% | 33% | 8% | 13% |
| Out-of-Custody | 100% | 75% | 69% | 67% | 92% | 87% |

PENDING CASES³ BY PHASE: 15-18 MONTHS⁶



PENDING CASES³ BY PHASE: OVER 18 MONTHS⁶



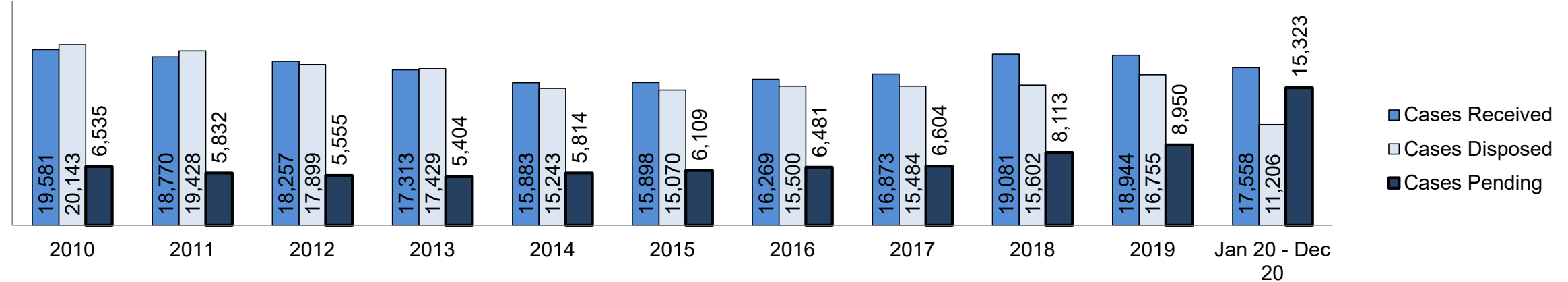
**ONTARIO COURT OF JUSTICE CRIMINAL MODERNIZATION COMMITTEE
NORTH EAST DASHBOARD¹⁹**

| Key Metric | | Jan 20 - Dec 20 | | 2014 Baseline Regional Median* | Change from 2014 Regional Median | |
|------------------------------------|---|-------------------------------------|--------------------|-----------------------------------|-------------------------------------|--------|
| | | Percent | Cases ¹ | | | |
| Bail | Disposed cases that began in the Bail Phase | | 38.3% | 4,289 | 41.6% | -3.3% |
| | Bail cases with a bail outcome (release order or detention order) | Total | 53.6% | 2,297 | 43.2% | 10.4% |
| | | Bail Disposition with 1 appearance | 58.9% | 1,352 | 54.5% | 4.4% |
| | | Bail Disposition in 1-3 days | 72.5% | 1,665 | 79.8% | -7.3% |
| | Bail cases with no bail disposition but with a case disposition | Total | 46.4% | 1,992 | 56.8% | -10.4% |
| | | Case disposition in 1-3 appearances | 17.8% | 355 | 46.3% | -28.5% |
| | | Case disposition in 0-3 months | 58.5% | 1,166 | 80.8% | -22.3% |
| Case disposition rate before trial | | 92.4% | 1,840 | 90.0% | 2.4% | |
| Before Trial | Disposition rate (includes bail cases with case dispositions) | | 90.6% | 10,155 | 84.5% | 6.1% |
| | Disposed within 1-3 appearances (net of bench warrant cases) | | 36.5% | 1,990 | 51.8% | -15.3% |
| | Disposed within 0-3 months (net of bench warrant cases) | | 58.4% | 3,190 | 67.8% | -9.4% |
| Trial | Collapse Rate at Trial ² | | 67.6% | 710 | 70.3% | -2.7% |

| Cases Pending ³ as of December 31, 2020 | | Percent | Cases ¹ | Cases in the Pre-Trial Phase ⁴ | Cases in the Trial Phase ⁵ (including preliminary hearing) |
|--|----------------|---------------|--------------------|--|--|
| Age of All Pending Cases⁶ | 0-8 months | 75.7% | 11,600 | 11,463 | 137 |
| | 8-10 months | 6.3% | 961 | 906 | 55 |
| | 10-15 months | 9.9% | 1,518 | 1,330 | 188 |
| | 15-18 months | 3.3% | 502 | 407 | 95 |
| | Over 18 months | 4.8% | 742 | 519 | 223 |
| Total | | 100.0% | 15,323 | 14,625 | 698 |

ONTARIO COURT OF JUSTICE CRIMINAL MODERNIZATION COMMITTEE NORTH EAST DASHBOARD¹⁹

CASES RECEIVED⁷, DISPOSED⁸, AND PENDING³



Cases Received⁷ by Offence Group

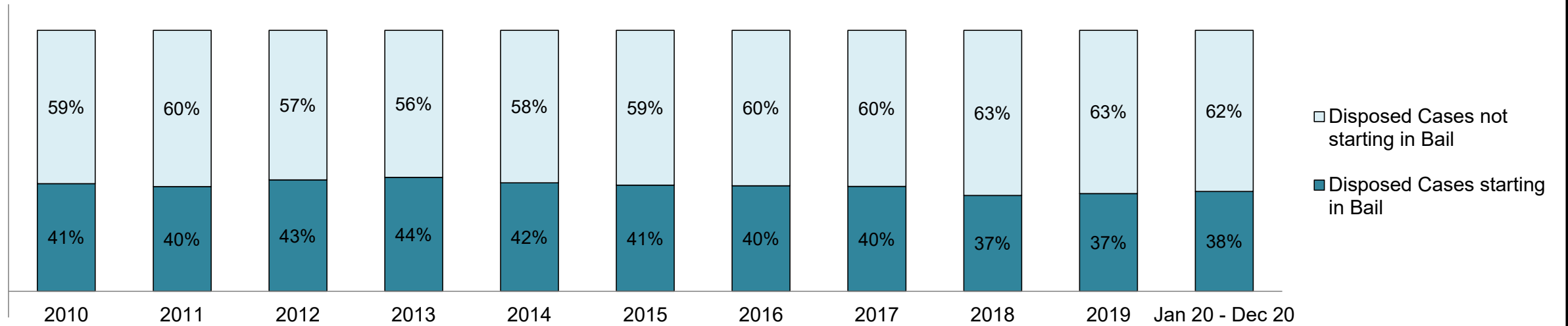
| Offence Group ⁹ | 2010 | 2011 | 2012 | 2013 | 2014 | 2015 | 2016 | 2017 | 2018 | 2019 | Jan 20 - Dec 20 |
|----------------------------|-------|-------|-------|-------|-------|-------|-------|-------|-------|-------|-----------------|
| Crimes Against The Person | 5,426 | 5,388 | 5,387 | 5,220 | 4,767 | 4,615 | 4,656 | 4,930 | 5,172 | 5,244 | 5,524 |
| Crimes Against Property | 4,295 | 4,076 | 3,763 | 3,485 | 3,203 | 3,363 | 3,569 | 3,425 | 4,079 | 4,112 | 3,574 |
| Administration of Justice | 4,889 | 4,917 | 4,706 | 4,569 | 4,340 | 4,510 | 4,933 | 5,648 | 6,962 | 6,629 | 4,939 |
| Other Criminal Code | 938 | 948 | 938 | 806 | 738 | 711 | 712 | 743 | 847 | 944 | 906 |
| Criminal Code Traffic | 1,337 | 1,183 | 1,331 | 1,087 | 1,098 | 1,063 | 994 | 946 | 972 | 1,080 | 1,352 |
| Federal Statute | 2,696 | 2,258 | 2,132 | 2,146 | 1,737 | 1,636 | 1,405 | 1,181 | 1,049 | 935 | 1,263 |

Cases Pending³ by Offence Group

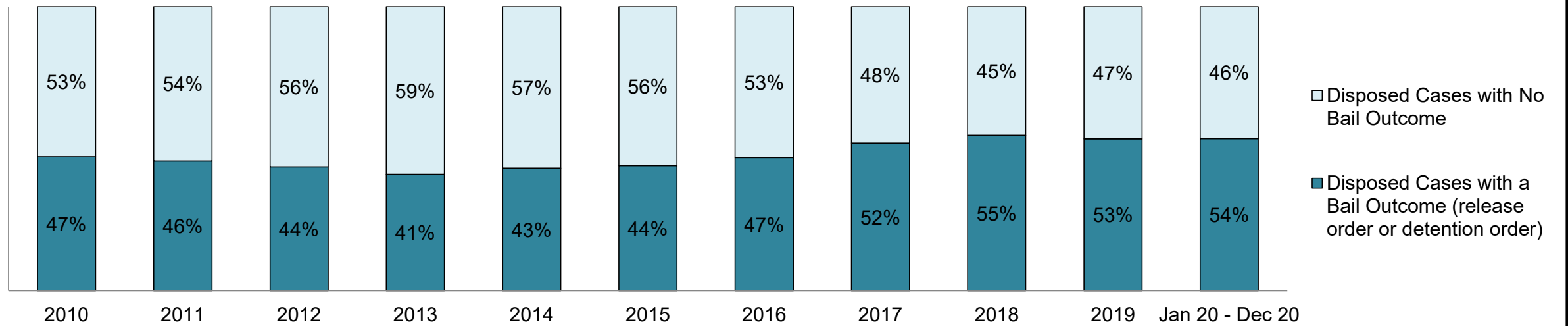
| Offence Group ⁹ | 2010 | 2011 | 2012 | 2013 | 2014 | 2015 | 2016 | 2017 | 2018 | 2019 | Jan 20 - Dec 20 |
|----------------------------|-------|-------|-------|-------|-------|-------|-------|-------|-------|-------|-----------------|
| Crimes Against The Person | 2,063 | 1,946 | 1,943 | 1,832 | 1,930 | 2,090 | 2,192 | 2,234 | 2,725 | 3,017 | 5,080 |
| Crimes Against Property | 1,405 | 1,246 | 1,046 | 1,092 | 1,127 | 1,236 | 1,313 | 1,379 | 1,665 | 1,859 | 3,072 |
| Administration of Justice | 1,087 | 968 | 961 | 941 | 1,201 | 1,181 | 1,386 | 1,601 | 2,231 | 2,426 | 3,991 |
| Other Criminal Code | 320 | 375 | 306 | 256 | 295 | 308 | 296 | 336 | 420 | 510 | 789 |
| Criminal Code Traffic | 634 | 455 | 528 | 443 | 512 | 560 | 584 | 504 | 495 | 578 | 1,257 |
| Federal Statute | 1,026 | 842 | 771 | 840 | 749 | 734 | 710 | 550 | 577 | 560 | 1,132 |

**ONTARIO COURT OF JUSTICE CRIMINAL MODERNIZATION COMMITTEE
NORTH EAST DASHBOARD¹⁹**

PERCENTAGE OF DISPOSED CASES⁸ STARTING IN BAIL

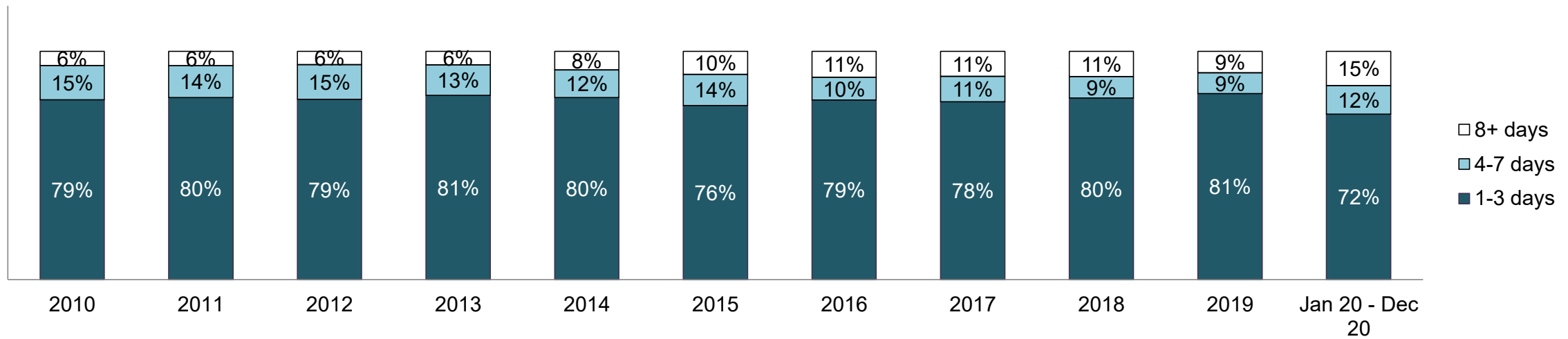


PERCENTAGE OF DISPOSED CASES⁸ STARTING IN BAIL BY BAIL OUTCOME

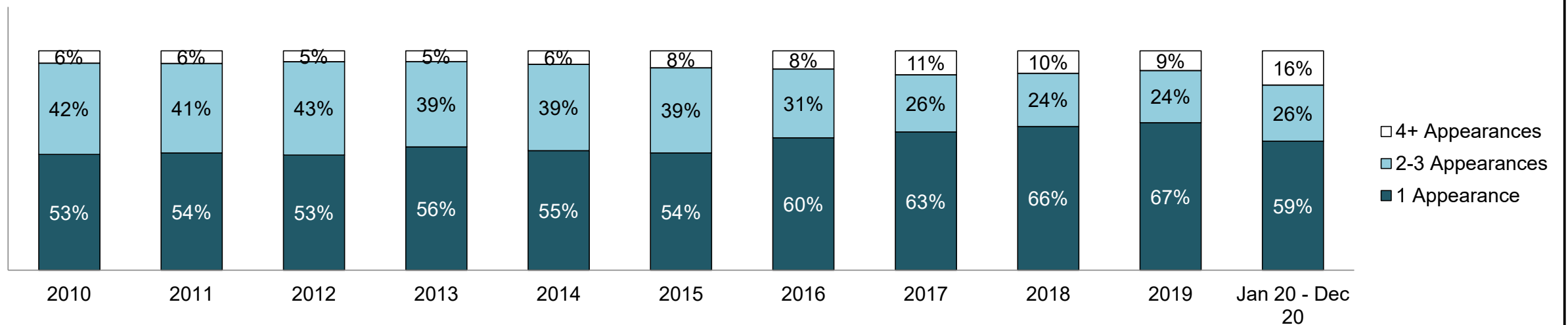


ONTARIO COURT OF JUSTICE CRIMINAL MODERNIZATION COMMITTEE NORTH EAST DASHBOARD¹⁹

PERCENTAGE OF BAIL CASES BY DAYS FROM FIRST BAIL APPEARANCE TO BAIL DISPOSITION

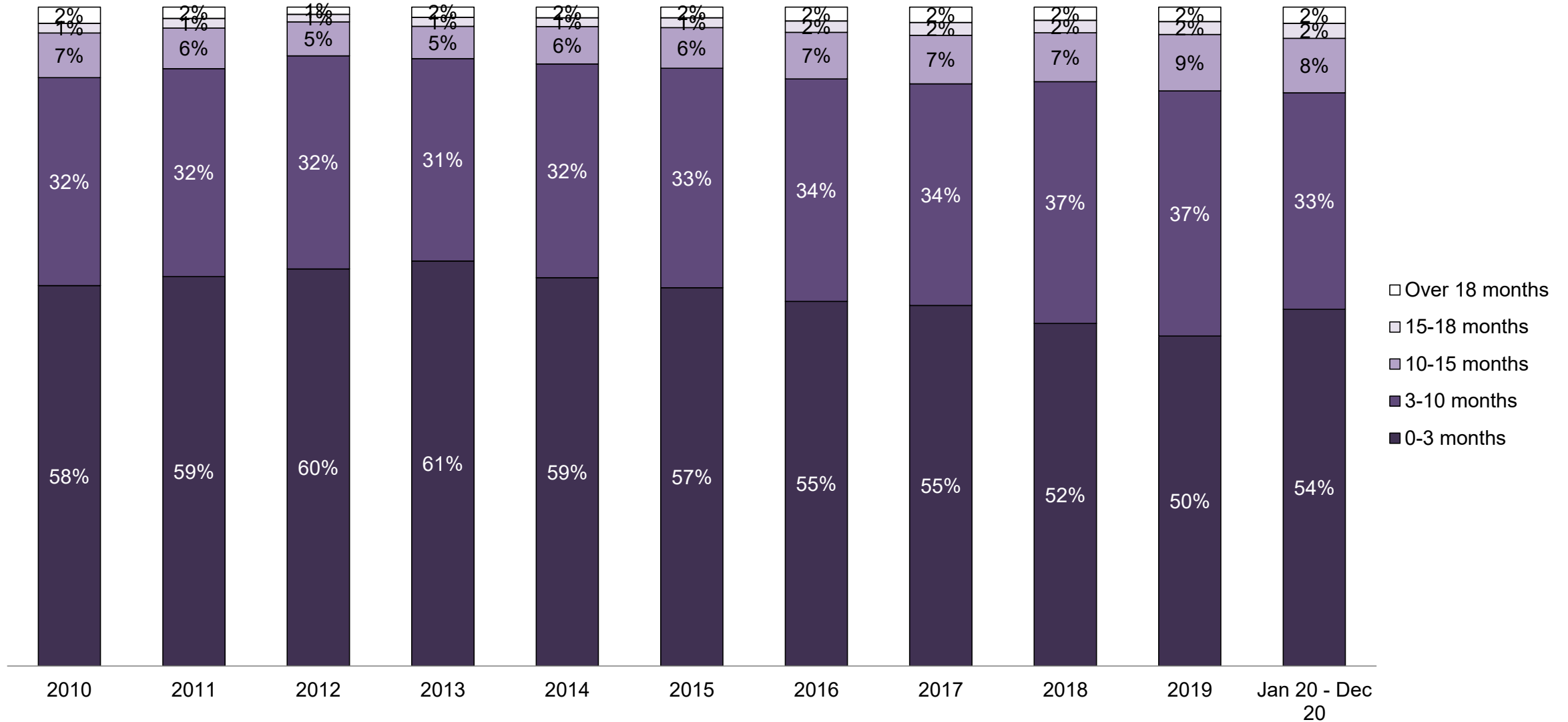


PERCENTAGE OF BAIL CASES BY NUMBER OF APPEARANCES FROM FIRST BAIL APPEARANCE TO BAIL DISPOSITION

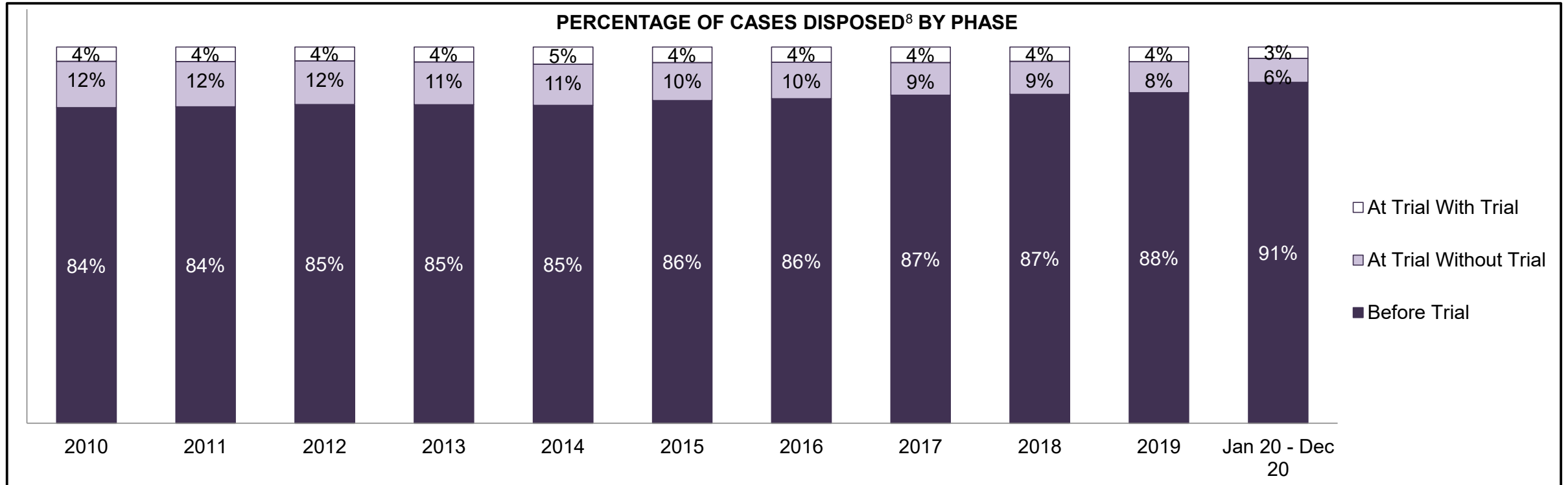


ONTARIO COURT OF JUSTICE CRIMINAL MODERNIZATION COMMITTEE NORTH EAST DASHBOARD¹⁹

PERCENTAGE OF DISPOSED CASES⁸ BY MONTHS TO DISPOSITION¹⁰



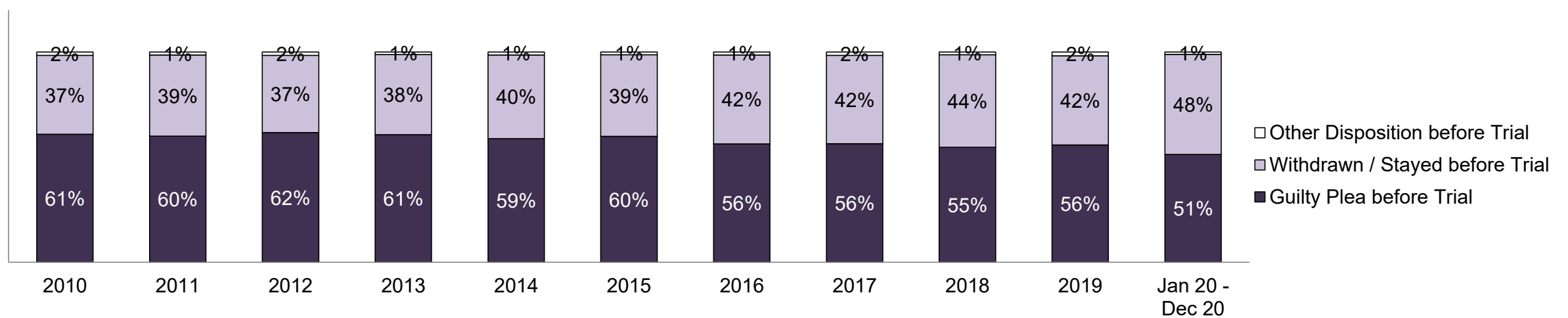
**ONTARIO COURT OF JUSTICE CRIMINAL MODERNIZATION COMMITTEE
NORTH EAST DASHBOARD¹⁹**



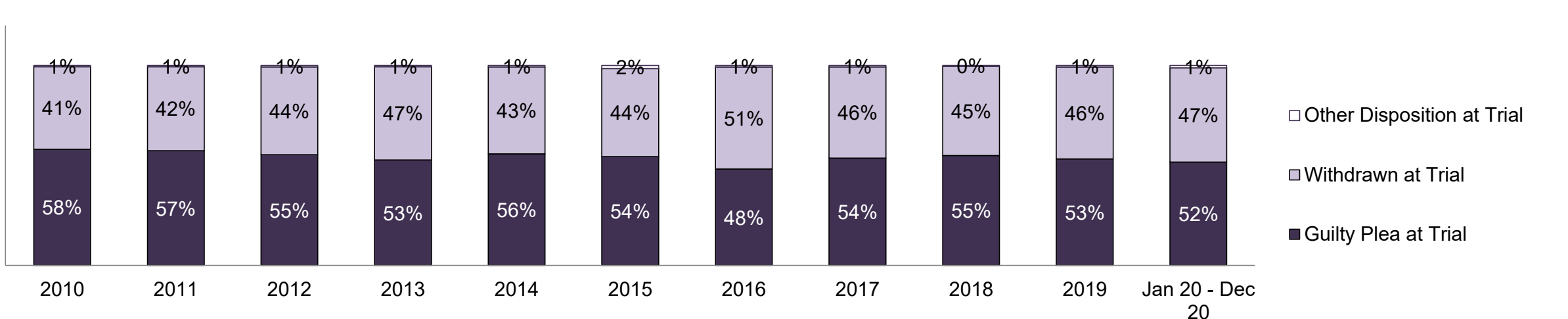
| Cases Disposed⁸ by Phase and Percentage of In-Custody¹¹, Out-of-Custody¹² Cases at Case Disposition | | | | | | | | | | | |
|---|-------------|-------------|-------------|-------------|-------------|-------------|-------------|-------------|-------------|-------------|------------------------|
| Phases | 2010 | 2011 | 2012 | 2013 | 2014 | 2015 | 2016 | 2017 | 2018 | 2019 | Jan 20 - Dec 20 |
| At Trial With Trial | 766 | 752 | 667 | 694 | 702 | 622 | 624 | 645 | 600 | 663 | 341 |
| In-Custody | 16% | 14% | 18% | 18% | 18% | 17% | 17% | 14% | 14% | 17% | 21% |
| Out-of-Custody | 84% | 86% | 82% | 82% | 82% | 83% | 83% | 86% | 86% | 83% | 79% |
| At Trial Without Trial | 2,483 | 2,334 | 2,071 | 1,983 | 1,660 | 1,526 | 1,505 | 1,342 | 1,363 | 1,370 | 710 |
| In-Custody | 17% | 16% | 18% | 18% | 19% | 17% | 17% | 14% | 13% | 13% | 15% |
| Out-of-Custody | 83% | 84% | 82% | 82% | 81% | 83% | 83% | 86% | 87% | 87% | 85% |
| Before Trial | 16,894 | 16,342 | 15,161 | 14,752 | 12,881 | 12,922 | 13,371 | 13,497 | 13,639 | 14,722 | 10,155 |
| In-Custody | 27% | 26% | 28% | 30% | 27% | 26% | 24% | 22% | 19% | 20% | 21% |
| Out-of-Custody | 73% | 74% | 72% | 70% | 73% | 74% | 76% | 78% | 81% | 80% | 79% |

ONTARIO COURT OF JUSTICE CRIMINAL MODERNIZATION COMMITTEE NORTH EAST DASHBOARD¹⁹

PERCENTAGE OF CASES DISPOSED⁸ BEFORE TRIAL BY OUTCOME

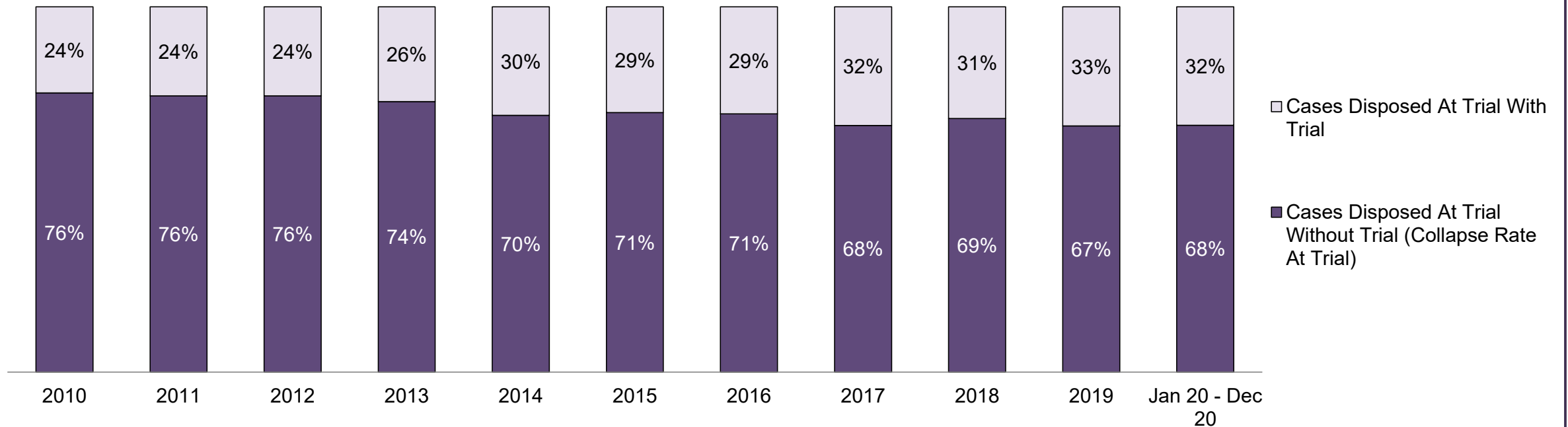


PERCENTAGE OF CASES DISPOSED⁸ AT TRIAL WITHOUT TRIAL (CASES COLLAPSED AT TRIAL) BY OUTCOME



**ONTARIO COURT OF JUSTICE CRIMINAL MODERNIZATION COMMITTEE
NORTH EAST DASHBOARD¹⁹**

PERCENTAGE OF CASES DISPOSED⁸ BY PHASE FOR CASES SET FOR TRIAL¹³

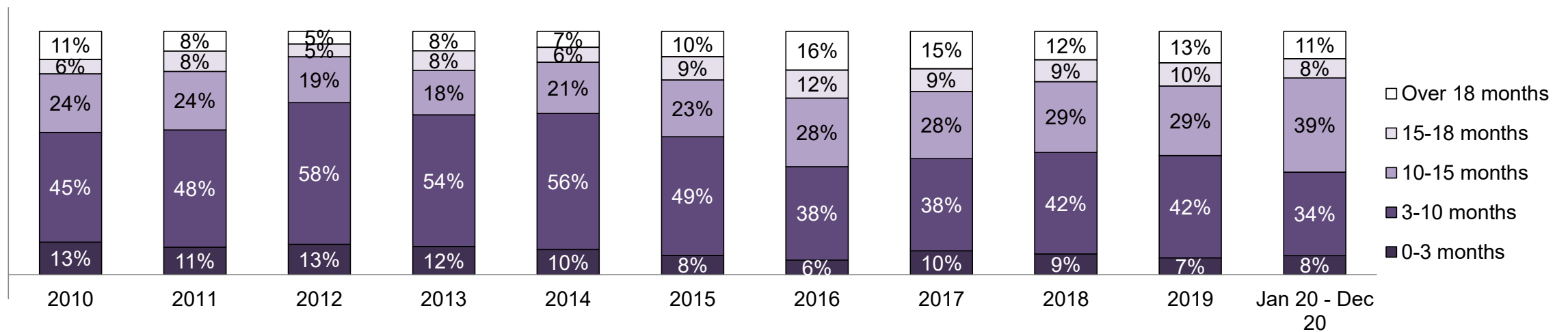


Percentage of Cases Disposed⁸ At Trial Without Trial (Collapse Rate At Trial²) by Offence Group At Disposition

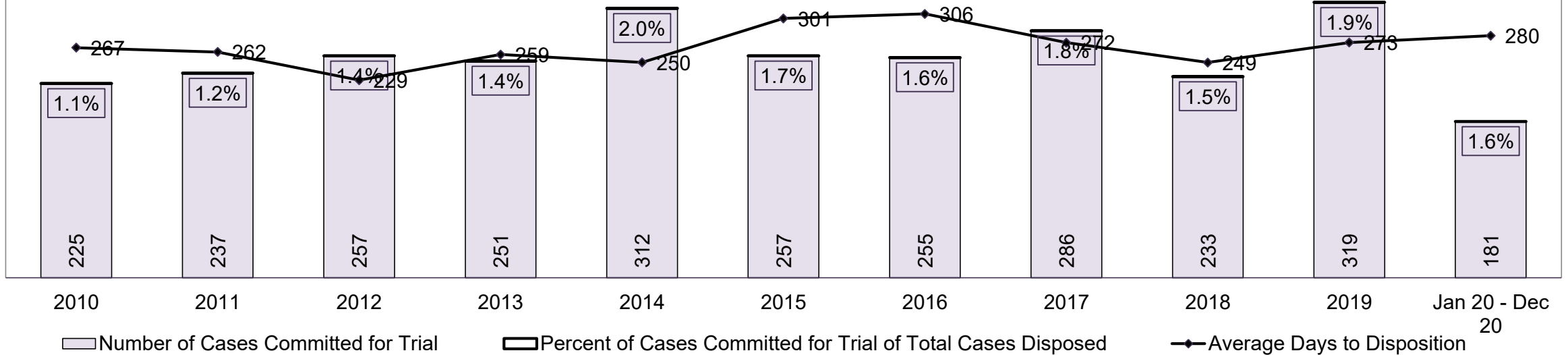
| Offence Group at Disposition ¹⁴ | 2010 | 2011 | 2012 | 2013 | 2014 | 2015 | 2016 | 2017 | 2018 | 2019 | Jan 20 - Dec 20 |
|--|-------------|-------------|-------------|-------------|-------------|-------------|-------------|-------------|-------------|-------------|-----------------|
| Crimes Against The Person | 40% | 43% | 43% | 44% | 42% | 43% | 44% | 44% | 45% | 44% | 46% |
| Crimes Against Property | 13% | 14% | 16% | 14% | 15% | 13% | 13% | 12% | 13% | 13% | 13% |
| Administration of Justice | 16% | 14% | 15% | 14% | 14% | 16% | 16% | 16% | 18% | 20% | 16% |
| Other Criminal Code | 4% | 5% | 6% | 6% | 5% | 5% | 6% | 5% | 6% | 7% | 7% |
| Criminal Code Traffic | 12% | 11% | 8% | 11% | 9% | 9% | 10% | 11% | 11% | 7% | 8% |
| Federal Statute | 15% | 13% | 12% | 12% | 14% | 13% | 11% | 12% | 8% | 9% | 10% |
| Total | 100% | 100% | 100% | 100% | 100% | 100% | 100% | 100% | 100% | 100% | 100% |

ONTARIO COURT OF JUSTICE CRIMINAL MODERNIZATION COMMITTEE NORTH EAST DASHBOARD¹⁹

PERCENTAGE OF CASES DISPOSED⁸ AT TRIAL WITH TRIAL BY MONTHS TO DISPOSITION¹⁰

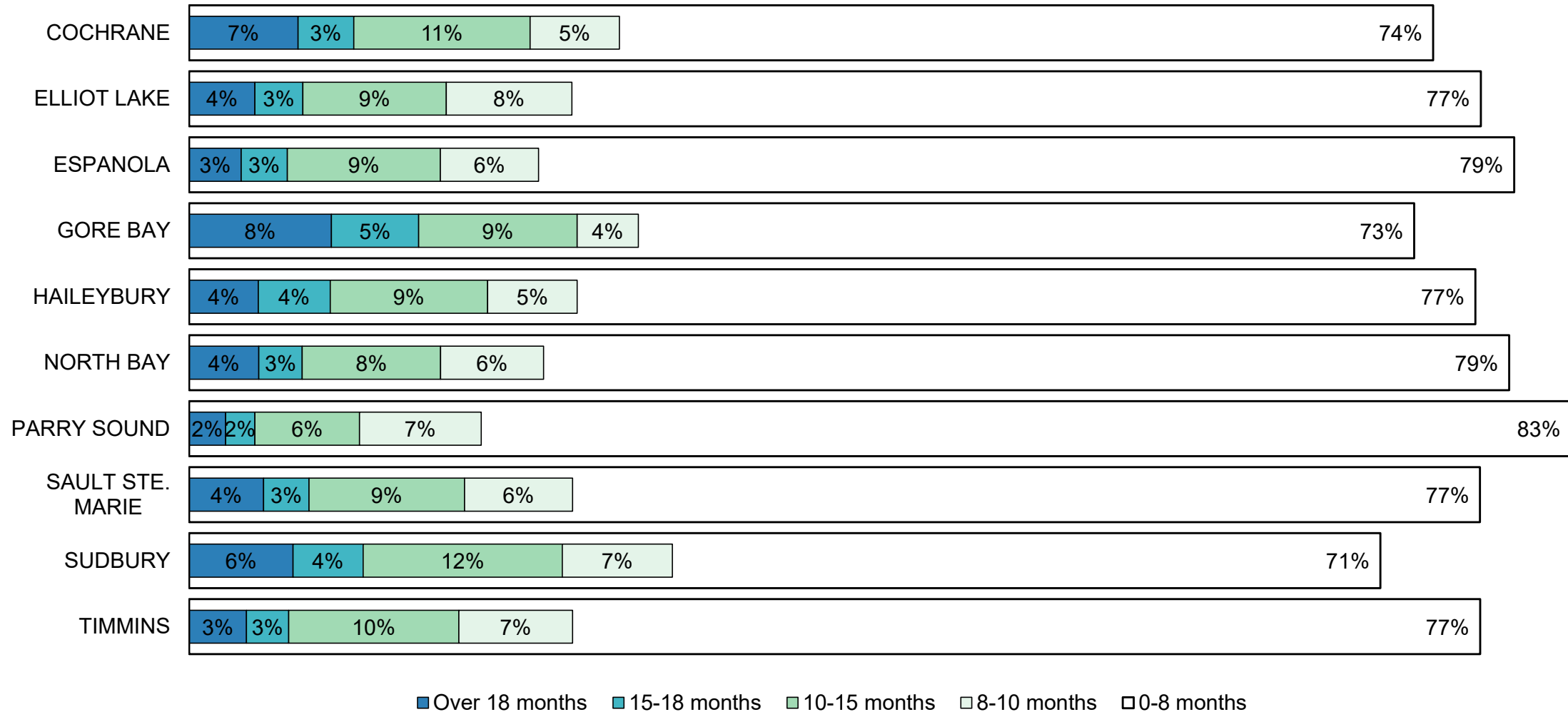


NUMBER, PERCENTAGE, & AVERAGE DAYS TO DISPOSITION¹⁵ OF CASES COMMITTED FOR TRIAL¹⁶ OF TOTAL CASES DISPOSED⁸



**ONTARIO COURT OF JUSTICE CRIMINAL MODERNIZATION COMMITTEE
NORTH EAST DASHBOARD¹⁹
CASES PENDING AS OF DECEMBER 31, 2020**

PERCENTAGE OF PENDING CASES³ BY PENDING AGE⁶

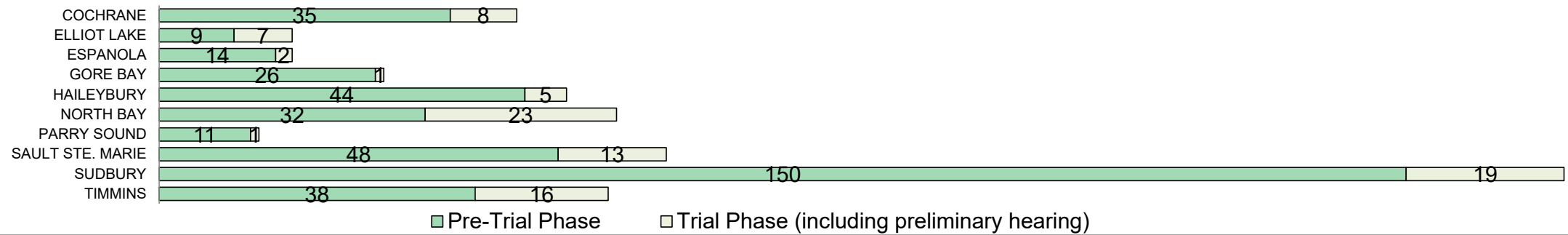


ONTARIO COURT OF JUSTICE CRIMINAL MODERNIZATION COMMITTEE
NORTH EAST DASHBOARD¹⁹
CASES PENDING AS OF DECEMBER 31, 2020

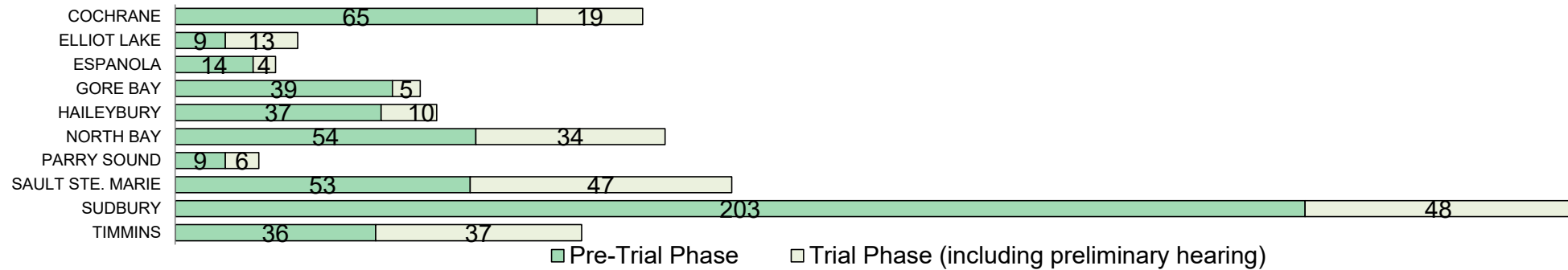
| Pending Cases ³ by Pending Age ⁶ and Percentage of Pending Cases In-Custody ¹⁷ and Out-of-Custody ¹⁸ | | | | | | |
|--|----------------|--------------|--------------|-------------|---------------|---------------|
| Location | Over 18 months | 15-18 months | 10-15 months | 8-10 months | 0-8 months | Total |
| NORTH EAST | 742 | 502 | 1,518 | 961 | 11,600 | 15,323 |
| In-Custody | 12% | 14% | 12% | 11% | 9% | 10% |
| Out-of-Custody | 88% | 86% | 88% | 89% | 91% | 90% |
| COCHRANE | 84 | 43 | 136 | 69 | 960 | 1,292 |
| ELLIOT LAKE | 22 | 16 | 48 | 42 | 432 | 560 |
| ESPANOLA | 18 | 16 | 53 | 34 | 459 | 580 |
| GORE BAY | 44 | 27 | 49 | 19 | 379 | 518 |
| HAILEYBURY | 47 | 49 | 107 | 61 | 875 | 1,139 |
| NORTH BAY | 88 | 55 | 175 | 130 | 1,669 | 2,117 |
| PARRY SOUND | 15 | 12 | 43 | 50 | 568 | 688 |
| SAULT STE. MARIE | 100 | 61 | 209 | 145 | 1,734 | 2,249 |
| SUDBURY | 251 | 169 | 481 | 266 | 2,877 | 4,044 |
| TIMMINS | 73 | 54 | 217 | 145 | 1,647 | 2,136 |

**ONTARIO COURT OF JUSTICE CRIMINAL MODERNIZATION COMMITTEE
NORTH EAST DASHBOARD¹⁹
CASES PENDING AS OF DECEMBER 31, 2020**

PENDING CASES³ BY PHASE: 15-18 MONTHS⁶



PENDING CASES³ BY PHASE: OVER 18 MONTHS⁶



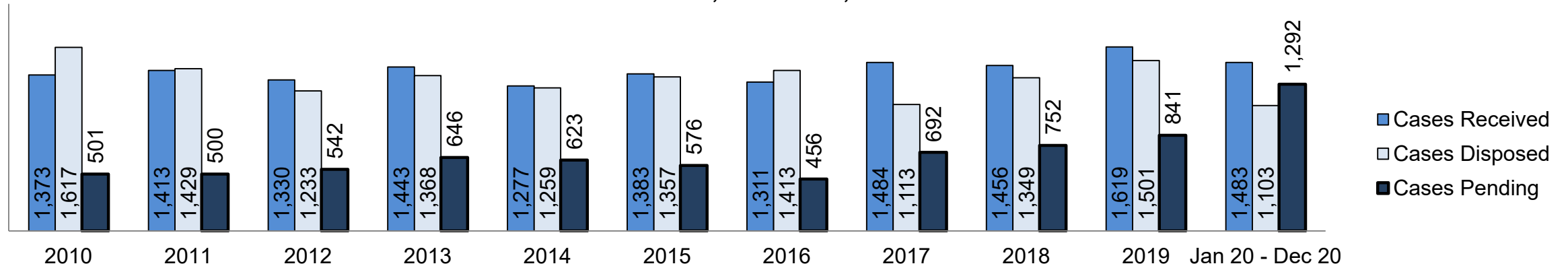
**ONTARIO COURT OF JUSTICE CRIMINAL MODERNIZATION COMMITTEE
COCHRANE DASHBOARD¹⁹**

| Key Metric | | Jan 20 - Dec 20 | | 2014 Baseline Median* | Change from 2014 Baseline Median | |
|---------------------|---|-------------------------------------|--------------------|-----------------------|----------------------------------|--------|
| | | Percent | Cases ¹ | | | |
| Bail | Disposed cases that began in the Bail Phase | | 31.0% | 342 | 33.5% | -2.5% |
| | Bail cases with a bail outcome (release order or detention order) | Total | 47.7% | 163 | 50.7% | -3.0% |
| | | Bail Disposition with 1 appearance | 55.8% | 91 | 52.9% | 3.0% |
| | | Bail Disposition in 1-3 days | 66.3% | 108 | 73.8% | -7.5% |
| | Bail cases with no bail disposition but with a case disposition | Total | 52.3% | 179 | 49.3% | 3.0% |
| | | Case disposition in 1-3 appearances | 19.6% | 35 | 33.4% | -13.8% |
| | | Case disposition in 0-3 months | 72.6% | 130 | 77.3% | -4.7% |
| | | Case disposition rate before trial | 92.7% | 166 | 91.8% | 0.9% |
| Before Trial | Disposition rate (includes bail cases with case dispositions) | | 92.1% | 1,016 | 85.7% | 6.4% |
| | Disposed within 1-3 appearances (net of bench warrant cases) | | 36.4% | 240 | 47.2% | -10.9% |
| | Disposed within 0-3 months (net of bench warrant cases) | | 54.8% | 362 | 62.6% | -7.7% |
| Trial | Collapse Rate at Trial ² | | 54.0% | 47 | 66.9% | -12.9% |

| Cases Pending ³ as of December 31, 2020 | | Percent | Cases ¹ | Cases in the Pre-Trial Phase ⁴ | Cases in the Trial Phase ⁵ (including preliminary hearing) |
|--|----------------|---------------|--------------------|---|---|
| Age of All Pending Cases⁶ | 0-8 months | 74.3% | 960 | 954 | 6 |
| | 8-10 months | 5.3% | 69 | 67 | 2 |
| | 10-15 months | 10.5% | 136 | 125 | 11 |
| | 15-18 months | 3.3% | 43 | 35 | 8 |
| | Over 18 months | 6.5% | 84 | 65 | 19 |
| Total | | 100.0% | 1,292 | 1,246 | 46 |

ONTARIO COURT OF JUSTICE CRIMINAL MODERNIZATION COMMITTEE COCHRANE DASHBOARD¹⁹

CASES RECEIVED⁷, DISPOSED⁸, AND PENDING³



Cases Received⁷ by Offence Group

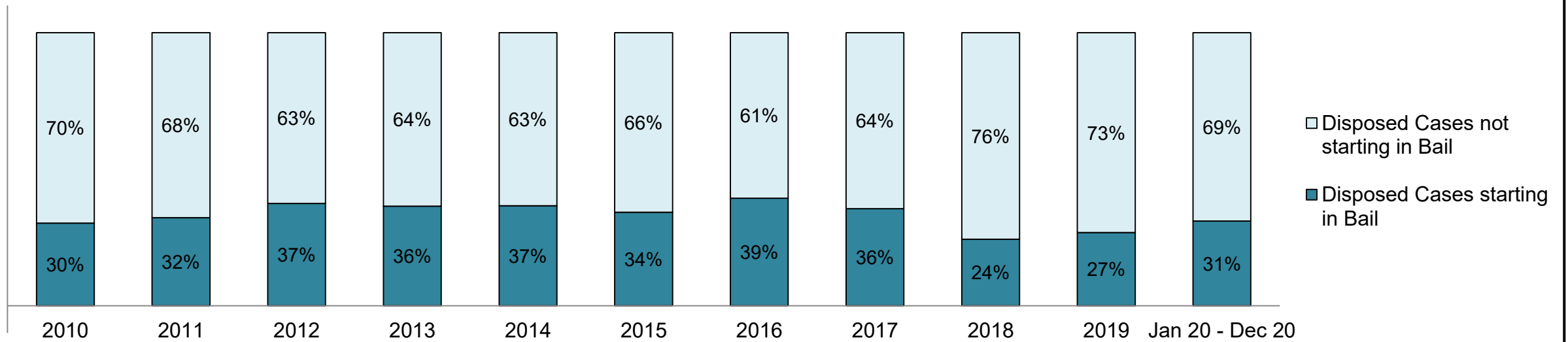
| Offence Group ⁹ | 2010 | 2011 | 2012 | 2013 | 2014 | 2015 | 2016 | 2017 | 2018 | 2019 | Jan 20 - Dec 20 |
|----------------------------|------|------|------|------|------|------|------|------|------|------|-----------------|
| Crimes Against The Person | 537 | 529 | 475 | 545 | 447 | 489 | 484 | 530 | 519 | 627 | 596 |
| Crimes Against Property | 248 | 232 | 285 | 220 | 225 | 240 | 246 | 273 | 277 | 287 | 244 |
| Administration of Justice | 312 | 321 | 299 | 392 | 353 | 392 | 394 | 420 | 443 | 497 | 376 |
| Other Criminal Code | 60 | 66 | 64 | 80 | 70 | 62 | 43 | 72 | 69 | 86 | 62 |
| Criminal Code Traffic | 62 | 75 | 54 | 68 | 73 | 72 | 55 | 76 | 64 | 60 | 96 |
| Federal Statute | 154 | 190 | 153 | 138 | 109 | 128 | 89 | 113 | 84 | 62 | 109 |

Cases Pending³ by Offence Group

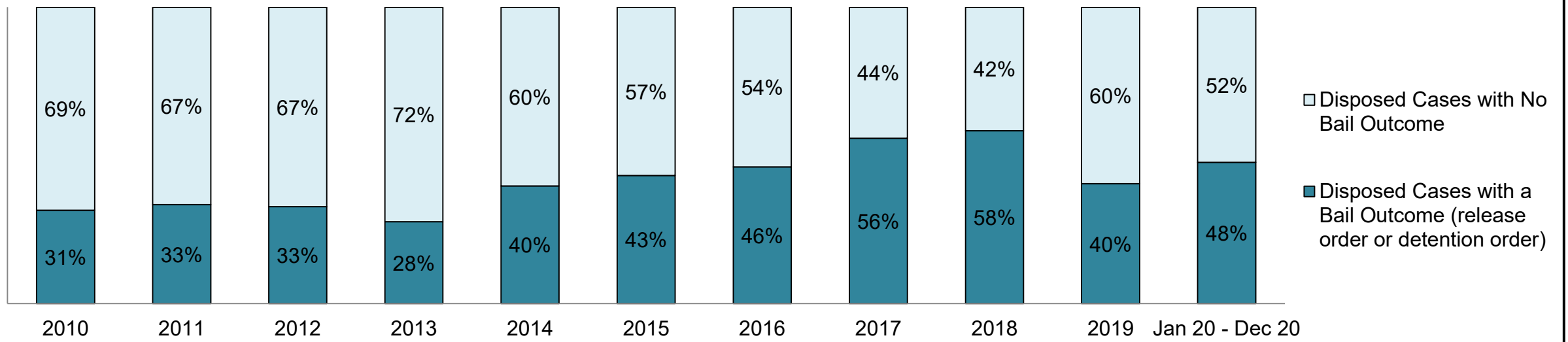
| Offence Group ⁹ | 2010 | 2011 | 2012 | 2013 | 2014 | 2015 | 2016 | 2017 | 2018 | 2019 | Jan 20 - Dec 20 |
|----------------------------|------|------|------|------|------|------|------|------|------|------|-----------------|
| Crimes Against The Person | 181 | 212 | 223 | 265 | 229 | 191 | 181 | 240 | 290 | 362 | 561 |
| Crimes Against Property | 101 | 84 | 107 | 91 | 102 | 103 | 83 | 132 | 139 | 124 | 191 |
| Administration of Justice | 97 | 86 | 96 | 159 | 159 | 154 | 106 | 185 | 179 | 209 | 298 |
| Other Criminal Code | 23 | 18 | 23 | 29 | 31 | 25 | 17 | 32 | 35 | 56 | 72 |
| Criminal Code Traffic | 34 | 33 | 24 | 30 | 43 | 40 | 25 | 39 | 41 | 38 | 76 |
| Federal Statute | 65 | 67 | 69 | 72 | 59 | 63 | 44 | 64 | 68 | 52 | 94 |

ONTARIO COURT OF JUSTICE CRIMINAL MODERNIZATION COMMITTEE COCHRANE DASHBOARD¹⁹

PERCENTAGE OF DISPOSED CASES⁸ STARTING IN BAIL

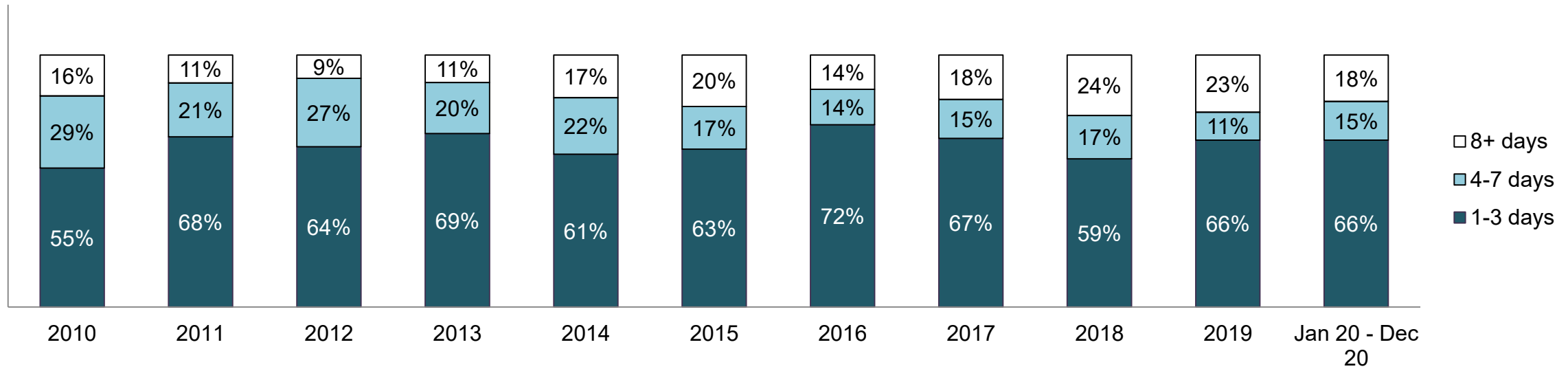


PERCENTAGE OF DISPOSED CASES⁸ STARTING IN BAIL BY BAIL OUTCOME

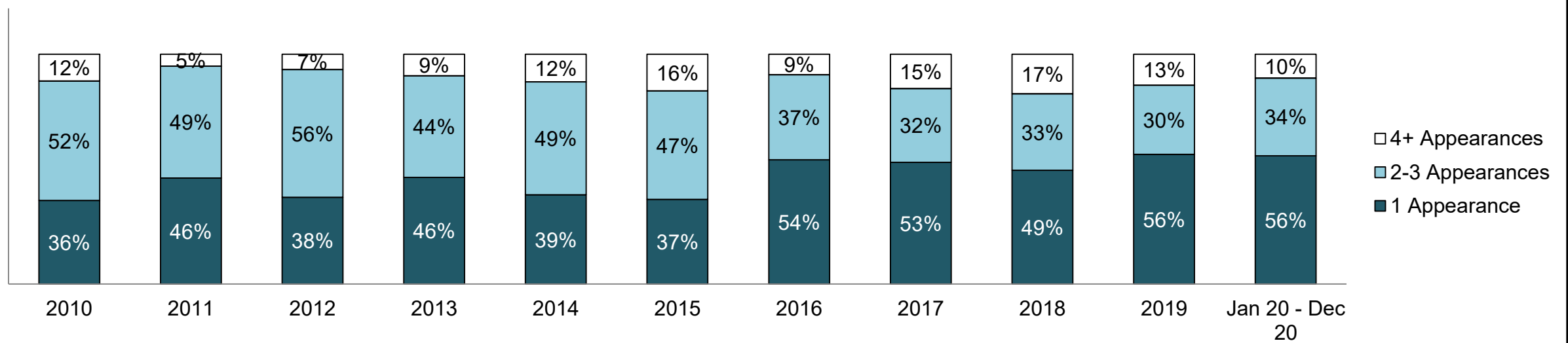


ONTARIO COURT OF JUSTICE CRIMINAL MODERNIZATION COMMITTEE COCHRANE DASHBOARD¹⁹

PERCENTAGE OF BAIL CASES BY DAYS FROM FIRST BAIL APPEARANCE TO BAIL DISPOSITION

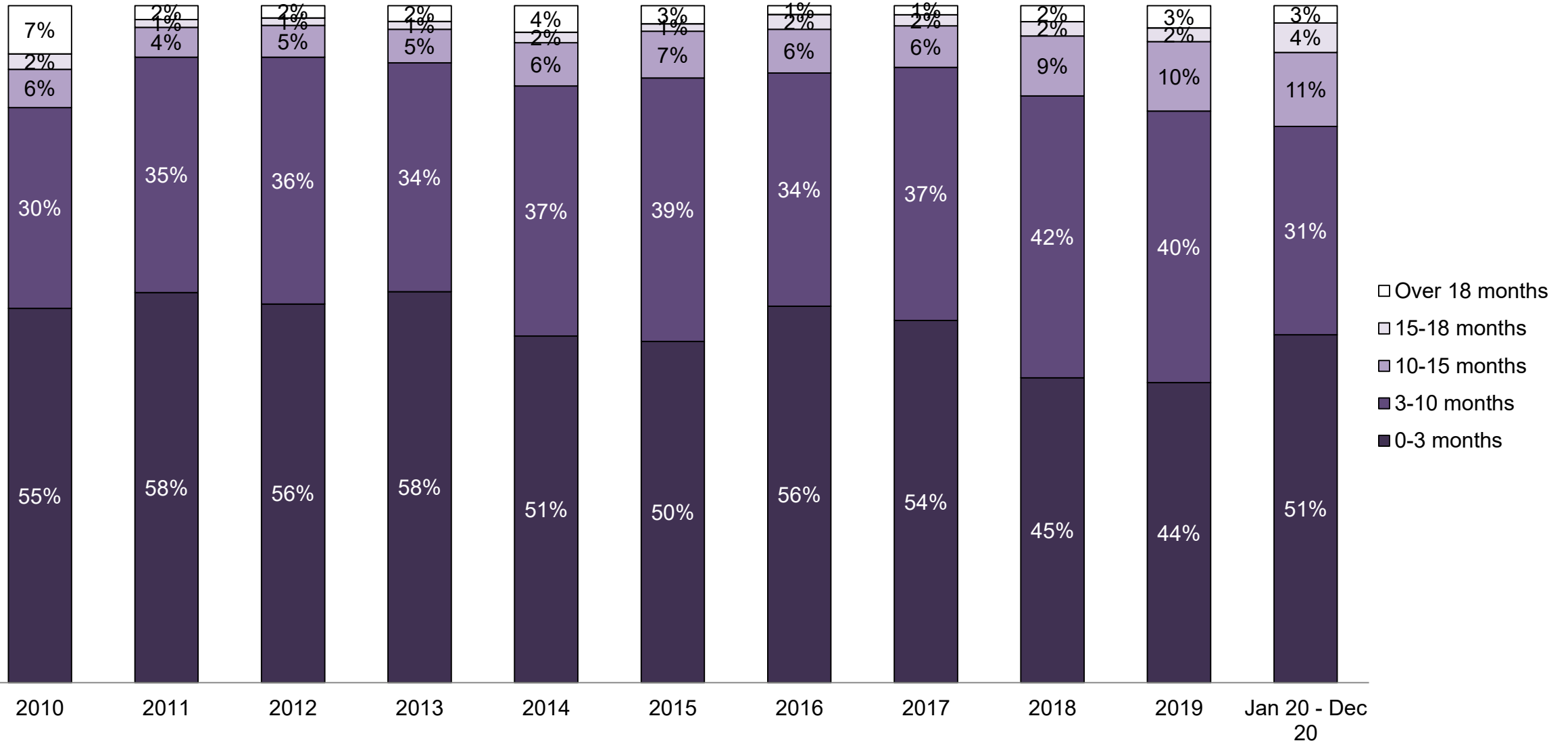


PERCENTAGE OF BAIL CASES BY NUMBER OF APPEARANCES FROM FIRST BAIL APPEARANCE TO BAIL DISPOSITION

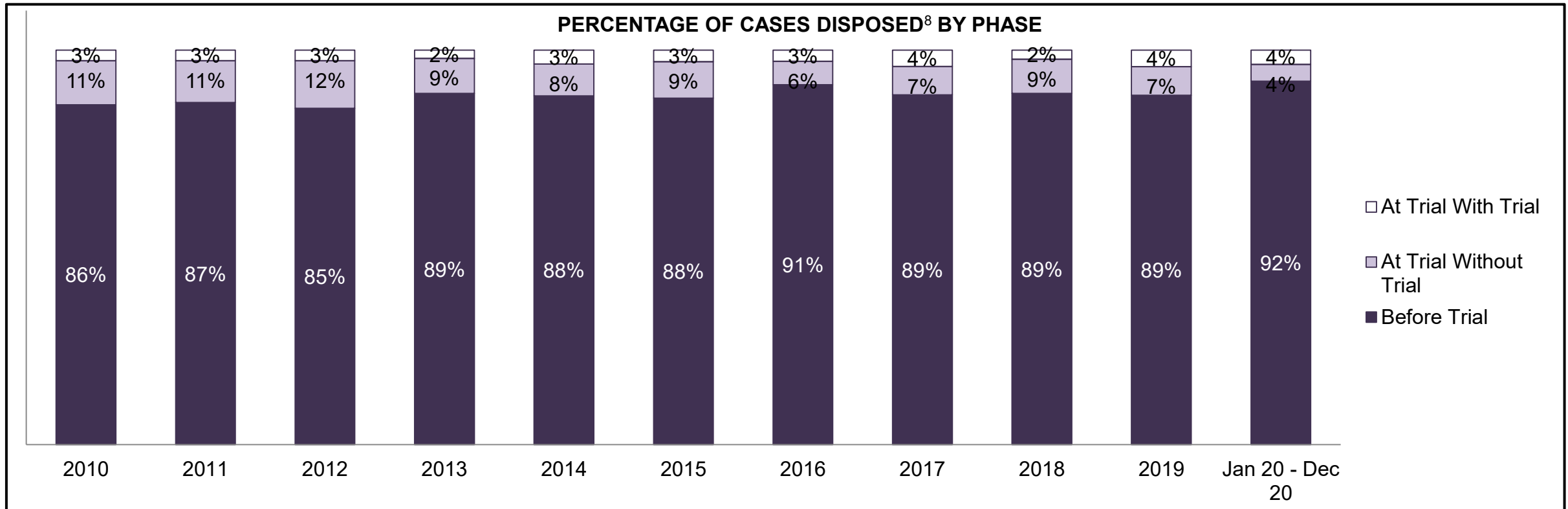


**ONTARIO COURT OF JUSTICE CRIMINAL MODERNIZATION COMMITTEE
COCHRANE DASHBOARD¹⁹**

PERCENTAGE OF DISPOSED CASES⁸ BY MONTHS TO DISPOSITION¹⁰



**ONTARIO COURT OF JUSTICE CRIMINAL MODERNIZATION COMMITTEE
COCHRANE DASHBOARD¹⁹**

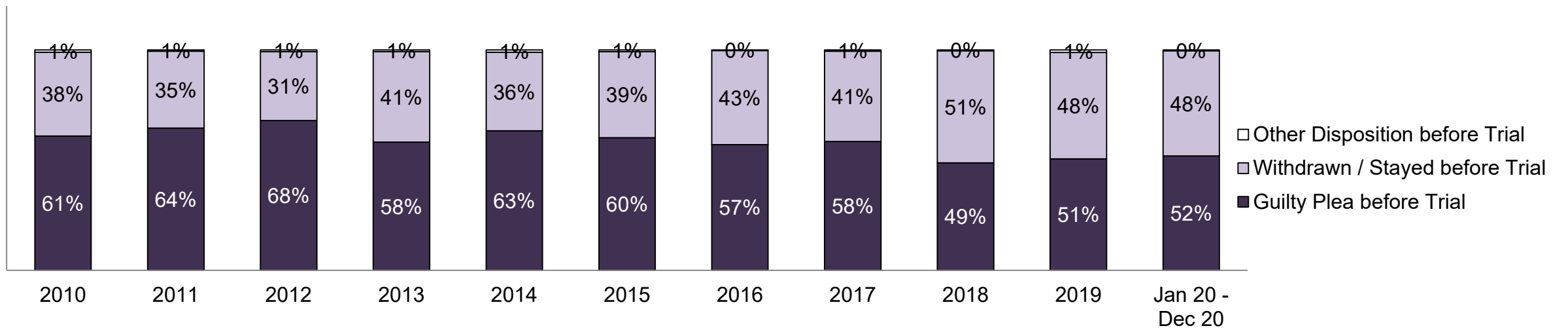


Cases Disposed⁸ by Phase and Percentage of In-Custody¹¹, Out-of-Custody¹² Cases at Case Disposition

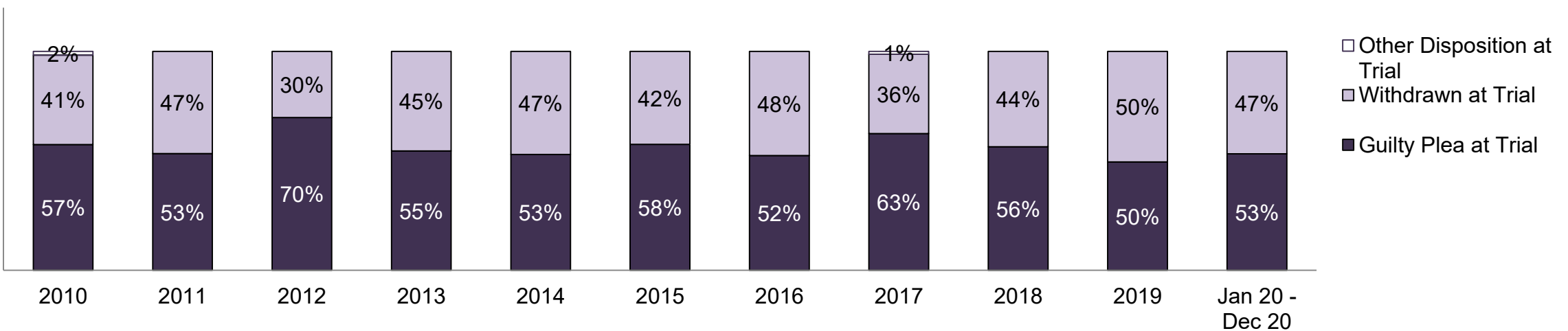
| Phases | 2010 | 2011 | 2012 | 2013 | 2014 | 2015 | 2016 | 2017 | 2018 | 2019 | Jan 20 - Dec 20 |
|-------------------------------|-------|-------|-------|-------|-------|-------|-------|------|-------|-------|-----------------|
| At Trial With Trial | 43 | 38 | 33 | 29 | 44 | 40 | 40 | 46 | 31 | 63 | 40 |
| In-Custody | 21% | 18% | 30% | 21% | 18% | 15% | 13% | 9% | 6% | 22% | 15% |
| Out-of-Custody | 79% | 82% | 70% | 79% | 82% | 85% | 88% | 91% | 94% | 78% | 85% |
| At Trial Without Trial | 181 | 152 | 149 | 121 | 102 | 125 | 84 | 80 | 117 | 109 | 47 |
| In-Custody | 17% | 21% | 26% | 25% | 27% | 30% | 11% | 21% | 8% | 8% | 15% |
| Out-of-Custody | 83% | 79% | 74% | 75% | 73% | 70% | 89% | 79% | 92% | 92% | 85% |
| Before Trial | 1,393 | 1,239 | 1,051 | 1,218 | 1,113 | 1,192 | 1,289 | 987 | 1,201 | 1,329 | 1,016 |
| In-Custody | 24% | 23% | 29% | 29% | 26% | 22% | 24% | 19% | 11% | 17% | 19% |
| Out-of-Custody | 76% | 77% | 71% | 71% | 74% | 78% | 76% | 81% | 89% | 83% | 81% |

ONTARIO COURT OF JUSTICE CRIMINAL MODERNIZATION COMMITTEE COCHRANE DASHBOARD¹⁹

PERCENTAGE OF CASES DISPOSED⁸ BEFORE TRIAL BY OUTCOME

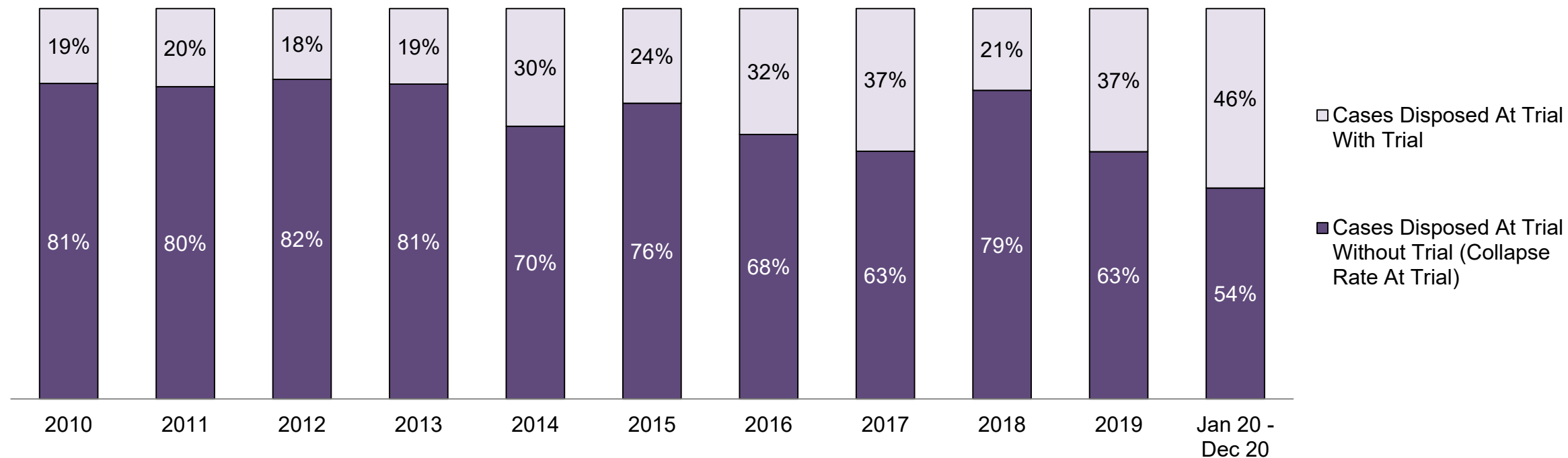


PERCENTAGE OF CASES DISPOSED⁸ AT TRIAL WITHOUT TRIAL (CASES COLLAPSED AT TRIAL) BY OUTCOME



ONTARIO COURT OF JUSTICE CRIMINAL MODERNIZATION COMMITTEE COCHRANE DASHBOARD¹⁹

PERCENTAGE OF CASES DISPOSED⁸ BY PHASE FOR CASES SET FOR TRIAL¹³

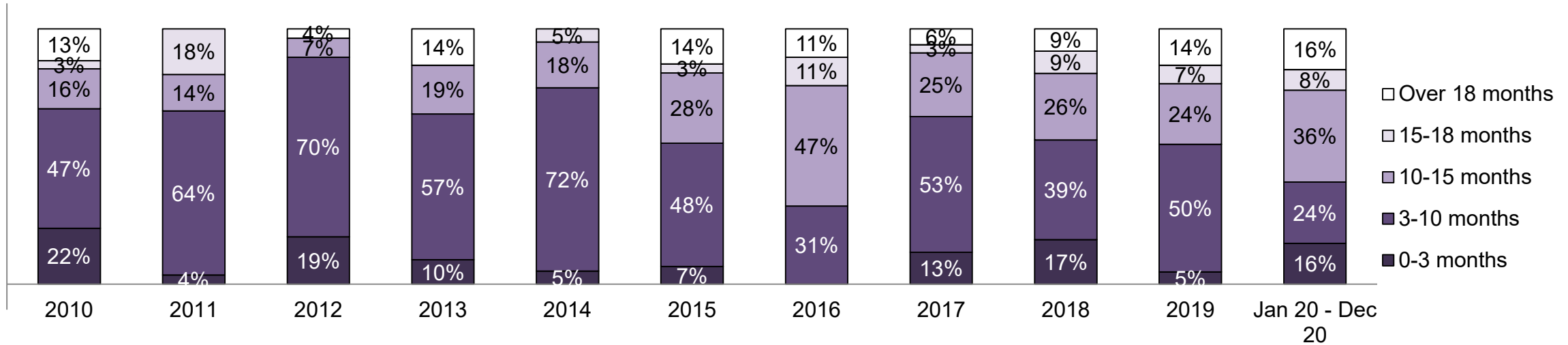


Percentage of Cases Disposed⁸ At Trial Without Trial (Collapse Rate At Trial²) by Offence Group At Disposition

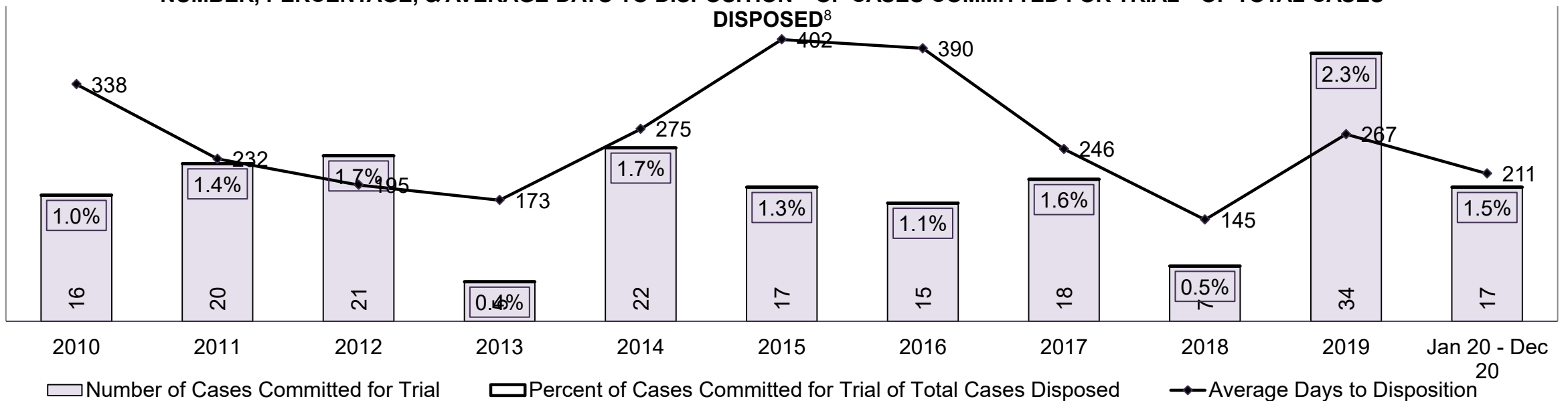
| Offence Group at Disposition ¹⁴ | 2010 | 2011 | 2012 | 2013 | 2014 | 2015 | 2016 | 2017 | 2018 | 2019 | Jan 20 - Dec 20 |
|--|-------------|-------------|-------------|-------------|-------------|-------------|-------------|-------------|-------------|-------------|-----------------|
| Crimes Against The Person | 52% | 49% | 49% | 41% | 55% | 56% | 44% | 51% | 47% | 47% | 51% |
| Crimes Against Property | 8% | 10% | 12% | 9% | 8% | 9% | 14% | 10% | 11% | 13% | 8% |
| Administration of Justice | 19% | 11% | 14% | 11% | 10% | 14% | 19% | 14% | 23% | 18% | 24% |
| Other Criminal Code | 3% | 5% | 2% | 5% | 8% | 6% | 4% | 4% | 7% | 5% | 6% |
| Criminal Code Traffic | 12% | 11% | 5% | 9% | 8% | 4% | 10% | 7% | 7% | 5% | 2% |
| Federal Statute | 6% | 14% | 18% | 25% | 12% | 12% | 10% | 13% | 5% | 11% | 9% |
| Total | 100% | 100% | 100% | 100% | 100% | 100% | 100% | 100% | 100% | 100% | 100% |

ONTARIO COURT OF JUSTICE CRIMINAL MODERNIZATION COMMITTEE COCHRANE DASHBOARD¹⁹

PERCENTAGE OF CASES DISPOSED⁸ AT TRIAL WITH TRIAL BY MONTHS TO DISPOSITION¹⁰




NUMBER, PERCENTAGE, & AVERAGE DAYS TO DISPOSITION¹⁵ OF CASES COMMITTED FOR TRIAL¹⁶ OF TOTAL CASES DISPOSED⁸



**ONTARIO COURT OF JUSTICE CRIMINAL MODERNIZATION COMMITTEE
COCHRANE DASHBOARD¹⁹
CASES PENDING AS OF DECEMBER 31, 2020**

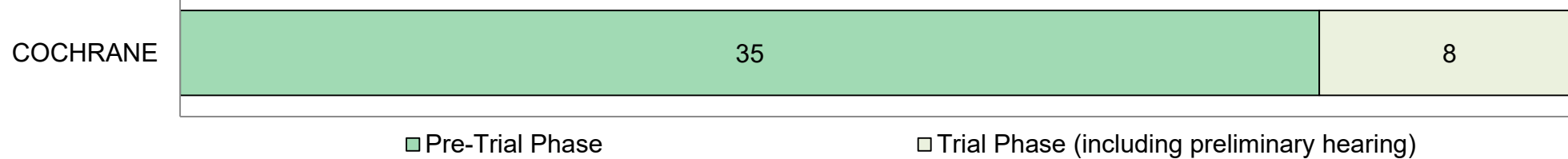
PERCENTAGE OF PENDING CASES³ BY PENDING AGE⁶



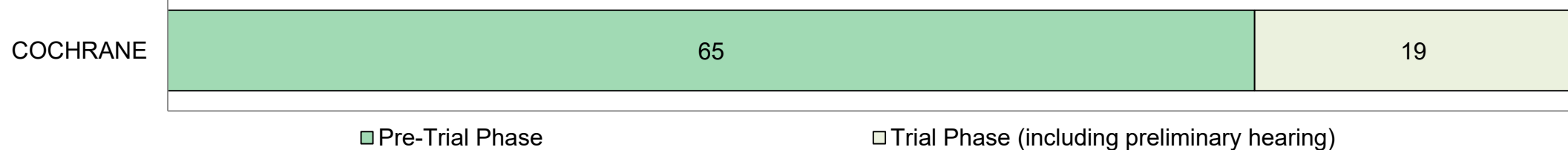
Pending Cases³ by Pending Age⁶ and Percentage of Pending Cases In-Custody¹⁷ and Out-of-Custody¹⁸

| Court Location | Over 18 months | 15-18 months | 10-15 months | 8-10 months | 0-8 months | Total |
|-----------------|----------------|--------------|--------------|-------------|------------|--------------|
| COCHRANE | 84 | 43 | 136 | 69 | 960 | 1,292 |
| In-Custody | 2% | 14% | 10% | 0% | 6% | 6% |
| Out-of-Custody | 98% | 86% | 90% | 100% | 94% | 94% |

PENDING CASES³ BY PHASE: 15-18 MONTHS⁶



PENDING CASES³ BY PHASE: OVER 18 MONTHS⁶



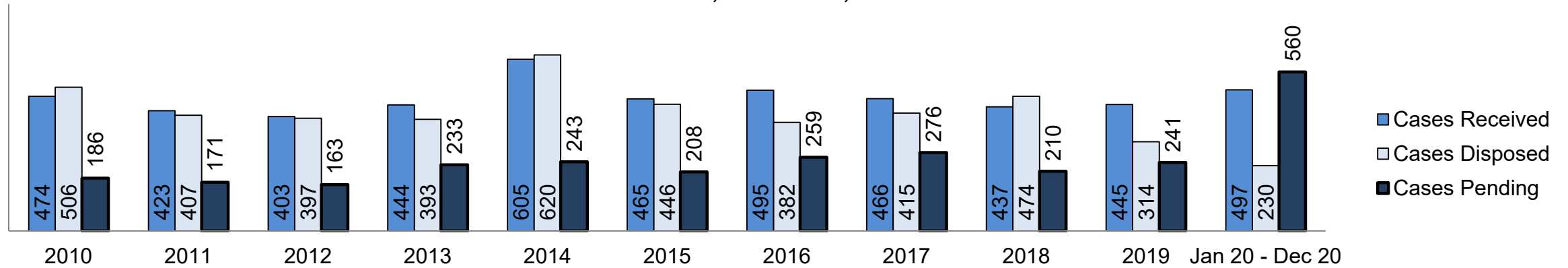
**ONTARIO COURT OF JUSTICE CRIMINAL MODERNIZATION COMMITTEE
ELLIOT LAKE DASHBOARD¹⁹**

| Key Metric | | Jan 20 - Dec 20 | | 2014 Baseline Median* | Change from 2014 Baseline Median | |
|------------------------------------|---|-------------------------------------|--------------------|-----------------------|----------------------------------|--------|
| | | Percent | Cases ¹ | | | |
| Bail | Disposed cases that began in the Bail Phase | | 16.1% | 37 | 33.5% | -17.4% |
| | Bail cases with a bail outcome (release order or detention order) | Total | 10.8% | 4 | 50.7% | -39.9% |
| | | Bail Disposition with 1 appearance | 50.0% | 2 | 52.9% | -2.9% |
| | | Bail Disposition in 1-3 days | 50.0% | 2 | 73.8% | -23.8% |
| | Bail cases with no bail disposition but with a case disposition | Total | 89.2% | 33 | 49.3% | 39.9% |
| | | Case disposition in 1-3 appearances | 12.1% | 4 | 33.4% | -21.3% |
| | | Case disposition in 0-3 months | 15.2% | 5 | 77.3% | -62.1% |
| Case disposition rate before trial | | 51.5% | 17 | 91.8% | -40.3% | |
| Before Trial | Disposition rate (includes bail cases with case dispositions) | | 83.0% | 191 | 85.7% | -2.6% |
| | Disposed within 1-3 appearances (net of bench warrant cases) | | 65.6% | 61 | 47.2% | 18.4% |
| | Disposed within 0-3 months (net of bench warrant cases) | | 64.5% | 60 | 62.6% | 2.0% |
| Trial | Collapse Rate at Trial ² | | 69.2% | 27 | 66.9% | 2.3% |

| Cases Pending ³ as of December 31, 2020 | | Percent | Cases ¹ | Cases in the Pre-Trial Phase ⁴ | Cases in the Trial Phase ⁵ (including preliminary hearing) |
|--|----------------|---------------|--------------------|---|---|
| Age of All Pending Cases⁶ | 0-8 months | 77.1% | 432 | 428 | 4 |
| | 8-10 months | 7.5% | 42 | 39 | 3 |
| | 10-15 months | 8.6% | 48 | 42 | 6 |
| | 15-18 months | 2.9% | 16 | 9 | 7 |
| | Over 18 months | 3.9% | 22 | 9 | 13 |
| Total | | 100.0% | 560 | 527 | 33 |

**ONTARIO COURT OF JUSTICE CRIMINAL MODERNIZATION COMMITTEE
ELLIOT LAKE DASHBOARD¹⁹**

CASES RECEIVED⁷, DISPOSED⁸, AND PENDING³



Cases Received⁷ by Offence Group

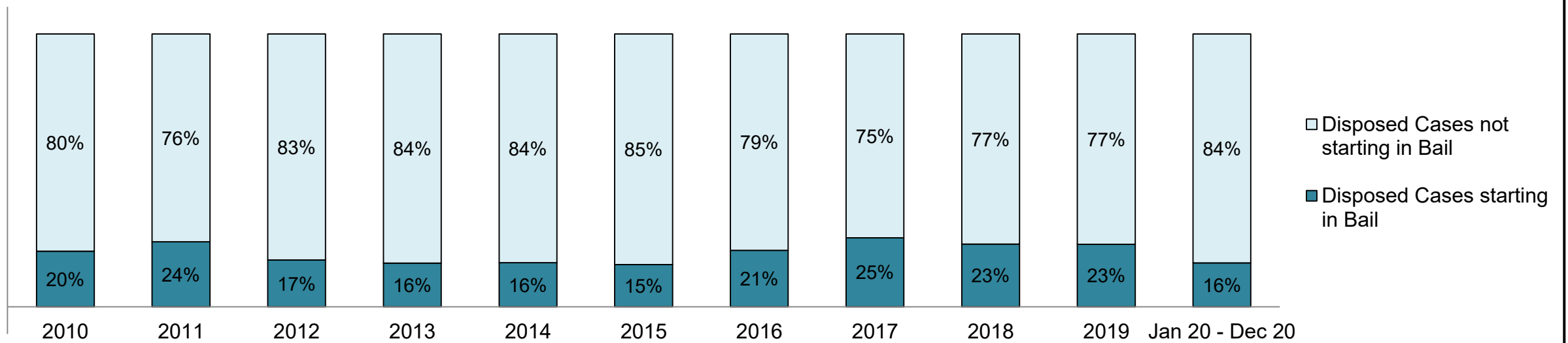
| Offence Group ⁹ | 2010 | 2011 | 2012 | 2013 | 2014 | 2015 | 2016 | 2017 | 2018 | 2019 | Jan 20 - Dec 20 |
|----------------------------|------|------|------|------|------|------|------|------|------|------|-----------------|
| Crimes Against The Person | 147 | 136 | 154 | 151 | 191 | 155 | 193 | 175 | 144 | 160 | 177 |
| Crimes Against Property | 122 | 90 | 64 | 80 | 115 | 81 | 82 | 85 | 101 | 82 | 92 |
| Administration of Justice | 64 | 85 | 70 | 86 | 126 | 96 | 89 | 112 | 117 | 122 | 102 |
| Other Criminal Code | 29 | 18 | 13 | 31 | 48 | 34 | 26 | 19 | 16 | 25 | 32 |
| Criminal Code Traffic | 41 | 31 | 43 | 34 | 51 | 41 | 42 | 40 | 34 | 48 | 58 |
| Federal Statute | 71 | 63 | 59 | 62 | 74 | 58 | 63 | 35 | 25 | 8 | 36 |

Cases Pending³ by Offence Group

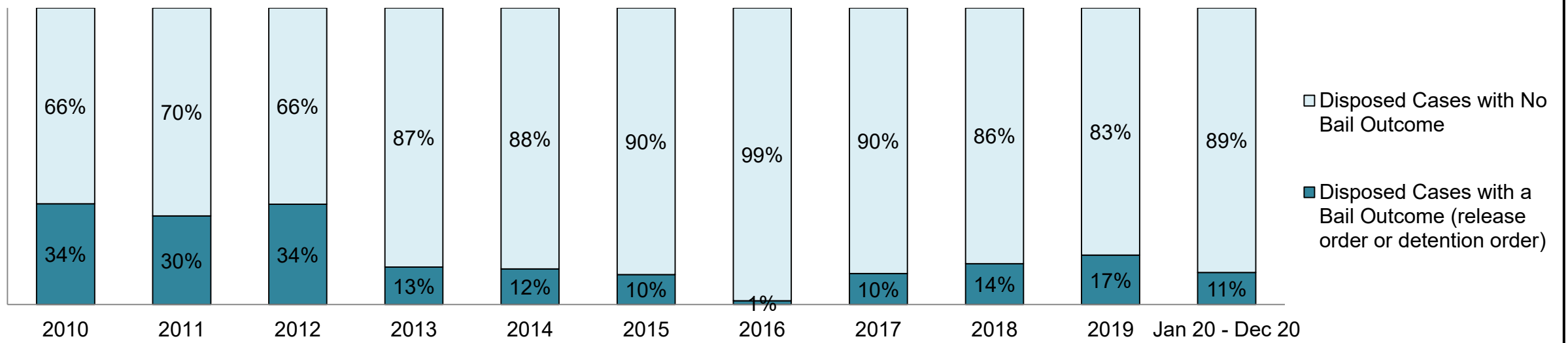
| Offence Group ⁹ | 2010 | 2011 | 2012 | 2013 | 2014 | 2015 | 2016 | 2017 | 2018 | 2019 | Jan 20 - Dec 20 |
|----------------------------|------|------|------|------|------|------|------|------|------|------|-----------------|
| Crimes Against The Person | 74 | 61 | 53 | 90 | 77 | 72 | 111 | 103 | 79 | 116 | 205 |
| Crimes Against Property | 39 | 30 | 22 | 37 | 25 | 36 | 45 | 49 | 40 | 39 | 104 |
| Administration of Justice | 18 | 26 | 33 | 41 | 52 | 37 | 40 | 62 | 49 | 49 | 129 |
| Other Criminal Code | 15 | 12 | 6 | 16 | 15 | 16 | 10 | 15 | 11 | 12 | 28 |
| Criminal Code Traffic | 13 | 16 | 27 | 10 | 27 | 22 | 29 | 28 | 20 | 23 | 59 |
| Federal Statute | 27 | 26 | 22 | 39 | 47 | 25 | 24 | 19 | 11 | 2 | 35 |

**ONTARIO COURT OF JUSTICE CRIMINAL MODERNIZATION COMMITTEE
ELLIOT LAKE DASHBOARD¹⁹**

PERCENTAGE OF DISPOSED CASES⁸ STARTING IN BAIL

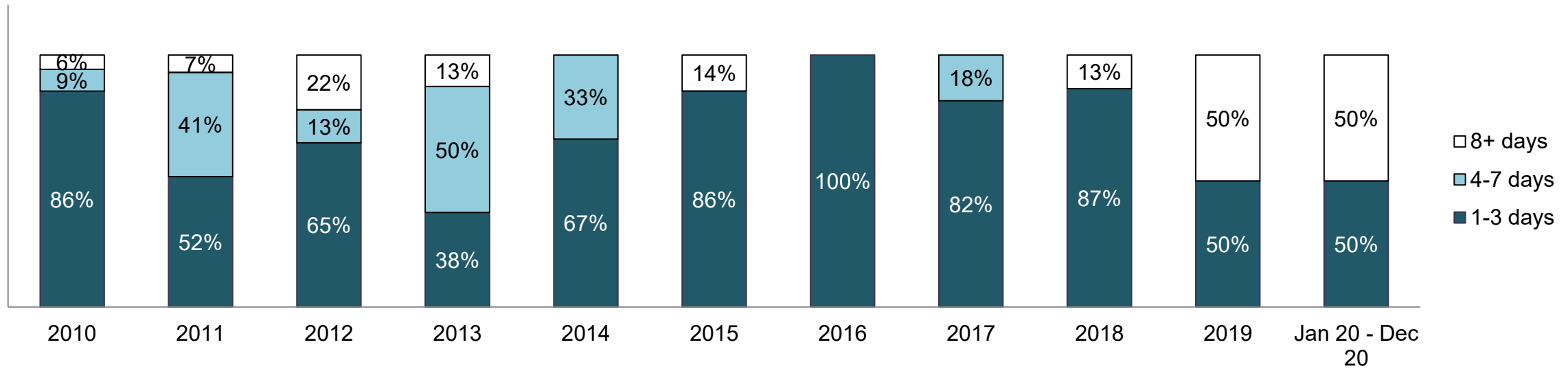


PERCENTAGE OF DISPOSED CASES⁸ STARTING IN BAIL BY BAIL OUTCOME

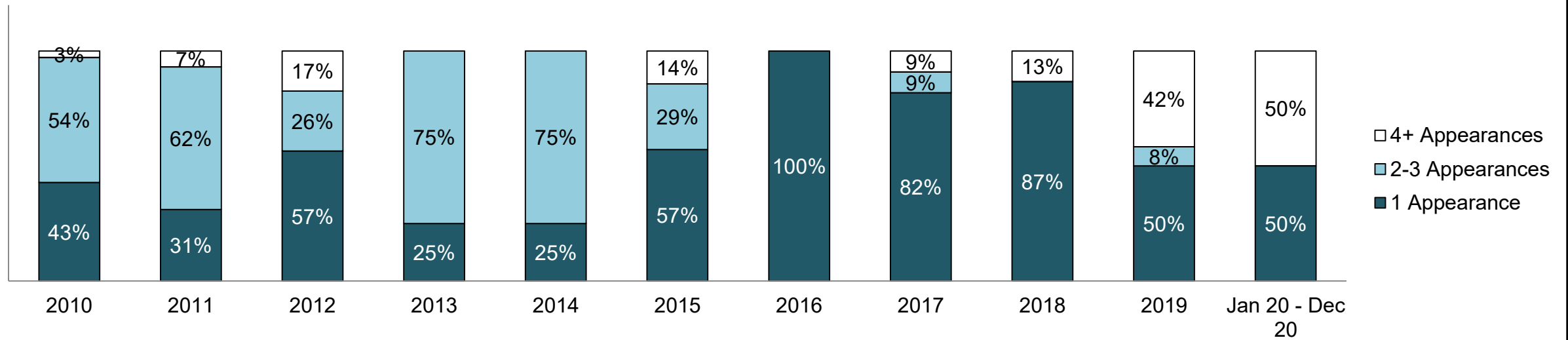


ONTARIO COURT OF JUSTICE CRIMINAL MODERNIZATION COMMITTEE ELLIOT LAKE DASHBOARD¹⁹

PERCENTAGE OF BAIL CASES BY DAYS FROM FIRST BAIL APPEARANCE TO BAIL DISPOSITION

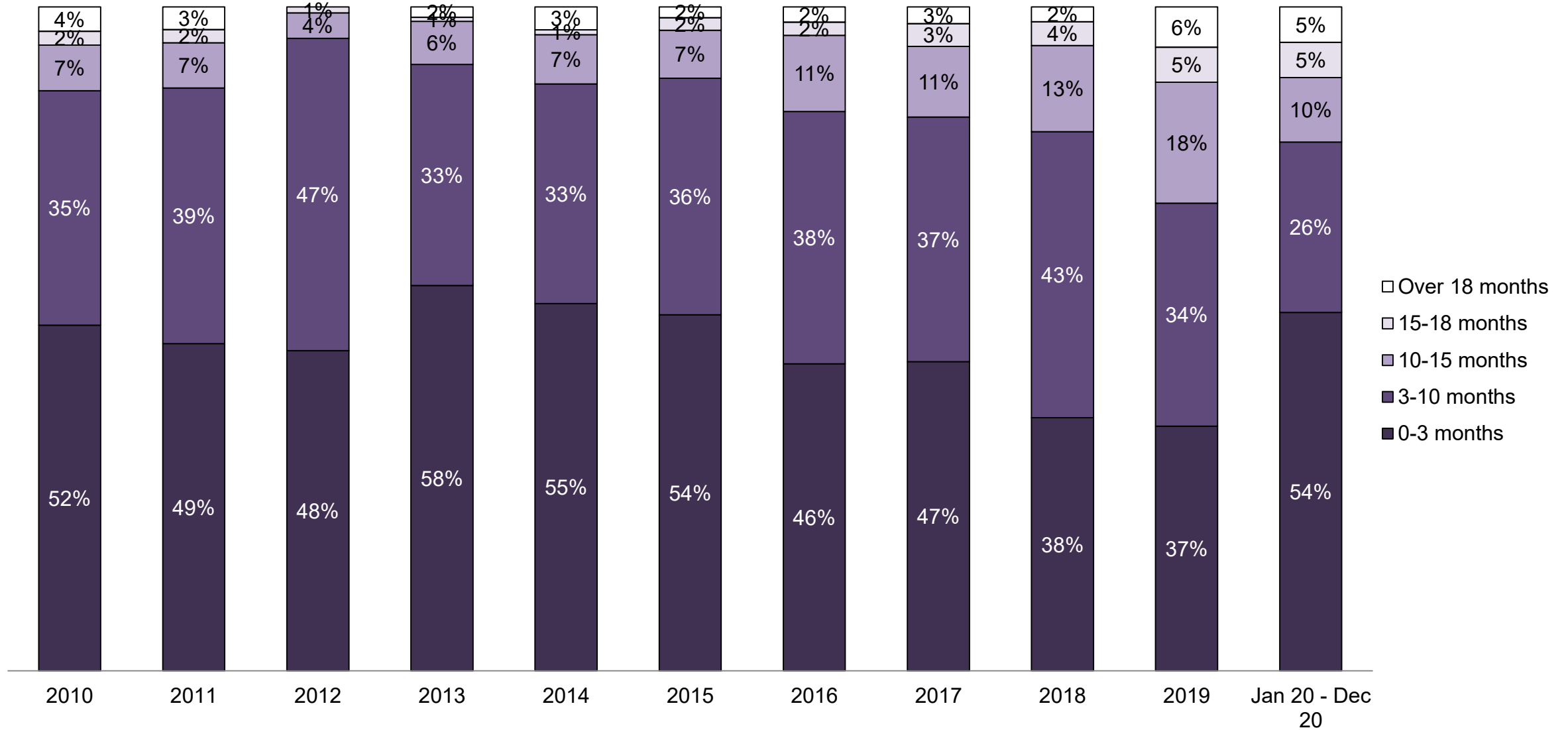


PERCENTAGE OF BAIL CASES BY NUMBER OF APPEARANCES FROM FIRST BAIL APPEARANCE TO BAIL DISPOSITION



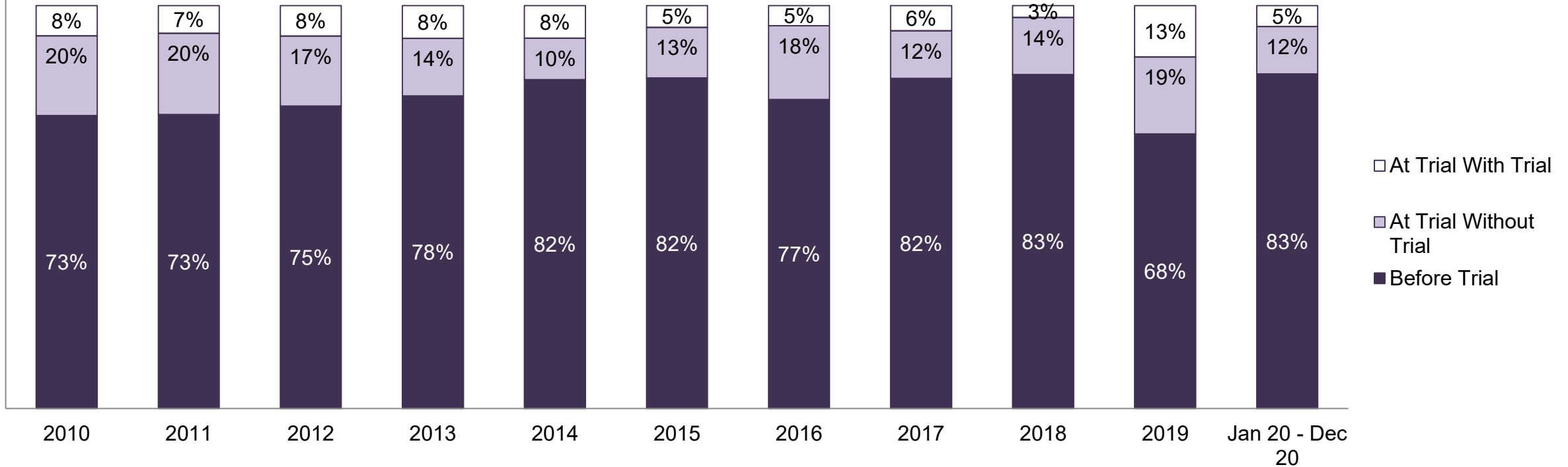
**ONTARIO COURT OF JUSTICE CRIMINAL MODERNIZATION COMMITTEE
ELLIOT LAKE DASHBOARD¹⁹**

PERCENTAGE OF DISPOSED CASES⁸ BY MONTHS TO DISPOSITION¹⁰



**ONTARIO COURT OF JUSTICE CRIMINAL MODERNIZATION COMMITTEE
ELLIOT LAKE DASHBOARD¹⁹**

PERCENTAGE OF CASES DISPOSED⁸ BY PHASE

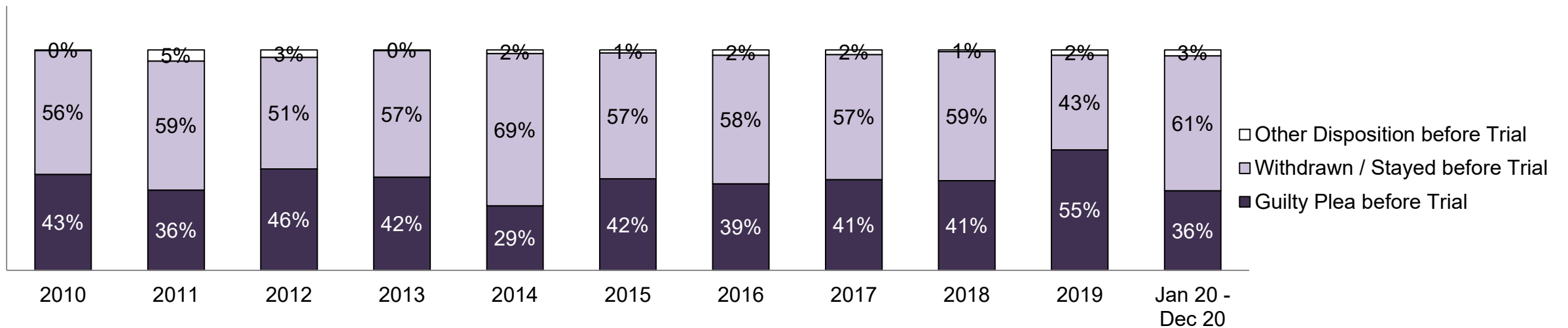


Cases Disposed⁸ by Phase and Percentage of In-Custody¹¹, Out-of-Custody¹² Cases at Case Disposition

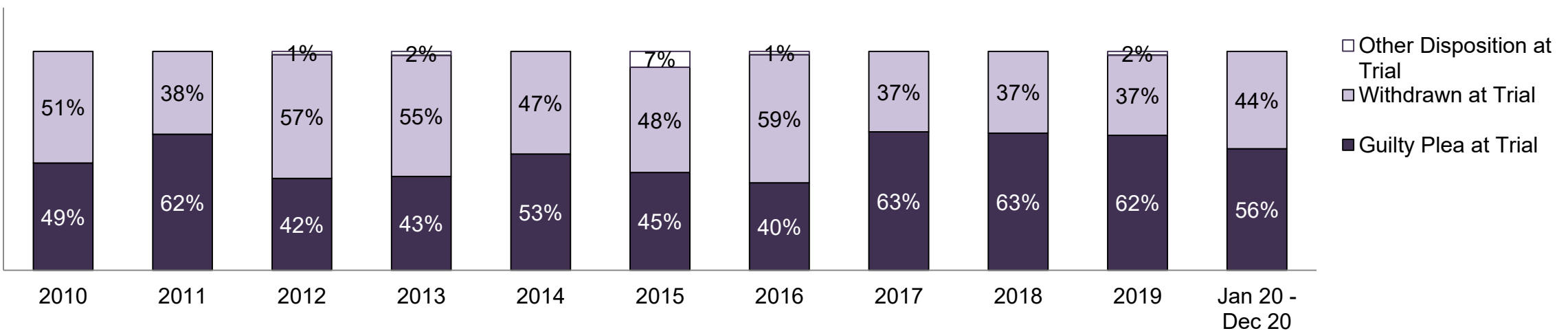
| Phases | 2010 | 2011 | 2012 | 2013 | 2014 | 2015 | 2016 | 2017 | 2018 | 2019 | Jan 20 - Dec 20 |
|-------------------------------|------|------|------|------|------|------|------|------|------|------|-----------------|
| At Trial With Trial | 38 | 28 | 30 | 32 | 50 | 24 | 19 | 26 | 14 | 40 | 12 |
| In-Custody | 11% | 21% | 37% | 22% | 16% | 33% | 53% | 27% | 50% | 13% | 42% |
| Out-of-Custody | 89% | 79% | 63% | 78% | 84% | 67% | 47% | 73% | 50% | 88% | 58% |
| At Trial Without Trial | 100 | 82 | 69 | 56 | 64 | 56 | 70 | 49 | 67 | 60 | 27 |
| In-Custody | 31% | 35% | 25% | 23% | 31% | 14% | 29% | 43% | 39% | 30% | 44% |
| Out-of-Custody | 69% | 65% | 75% | 77% | 69% | 86% | 71% | 57% | 61% | 70% | 56% |
| Before Trial | 368 | 297 | 298 | 305 | 506 | 366 | 293 | 340 | 393 | 214 | 191 |
| In-Custody | 14% | 16% | 10% | 13% | 13% | 13% | 16% | 20% | 16% | 20% | 10% |
| Out-of-Custody | 86% | 84% | 90% | 87% | 87% | 87% | 84% | 80% | 84% | 80% | 90% |

ONTARIO COURT OF JUSTICE CRIMINAL MODERNIZATION COMMITTEE ELLIOT LAKE DASHBOARD¹⁹

PERCENTAGE OF CASES DISPOSED⁸ BEFORE TRIAL BY OUTCOME

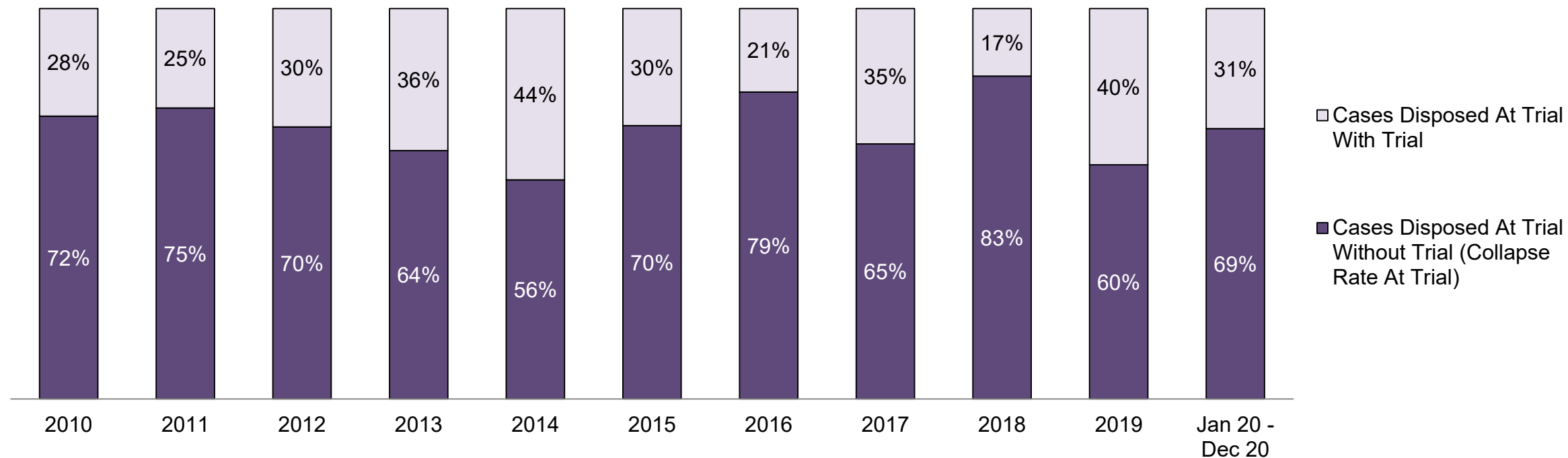


PERCENTAGE OF CASES DISPOSED⁸ AT TRIAL WITHOUT TRIAL (CASES COLLAPSED AT TRIAL) BY OUTCOME



ONTARIO COURT OF JUSTICE CRIMINAL MODERNIZATION COMMITTEE ELLIOT LAKE DASHBOARD¹⁹

PERCENTAGE OF CASES DISPOSED⁸ BY PHASE FOR CASES SET FOR TRIAL¹³

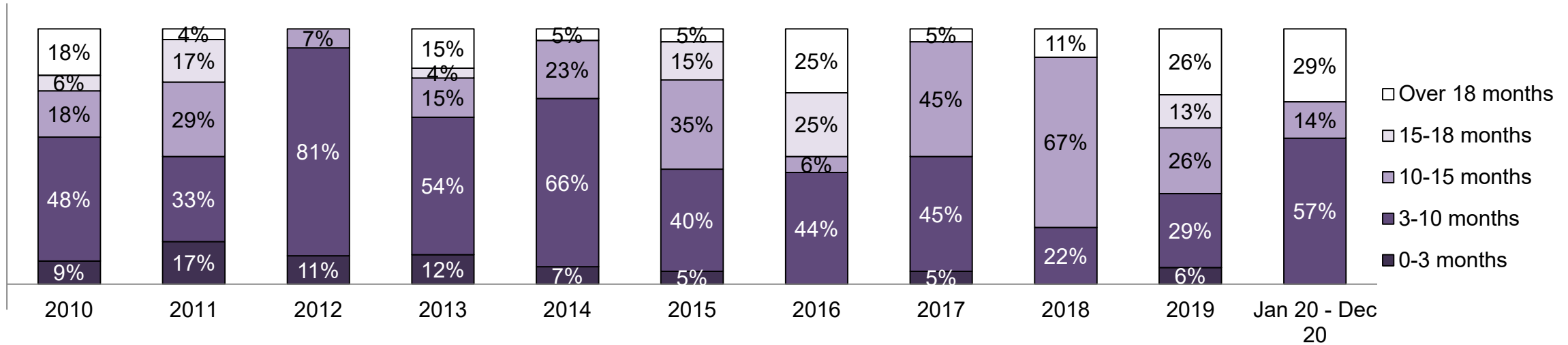


Percentage of Cases Disposed⁸ At Trial Without Trial (Collapse Rate At Trial²) by Offence Group At Disposition

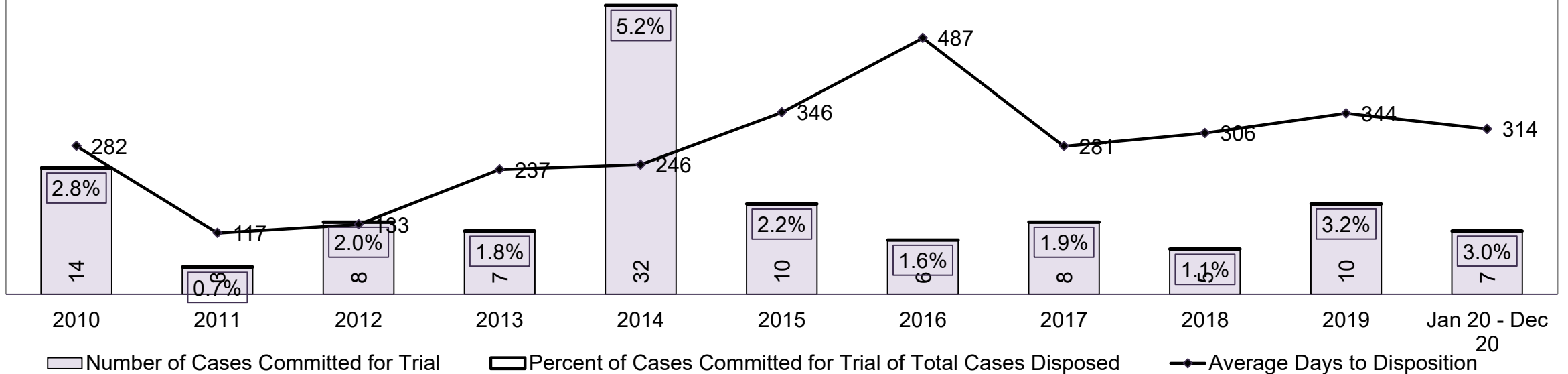
| Offence Group at Disposition ¹⁴ | 2010 | 2011 | 2012 | 2013 | 2014 | 2015 | 2016 | 2017 | 2018 | 2019 | Jan 20 - Dec 20 |
|--|-------------|-------------|-------------|-------------|-------------|-------------|-------------|-------------|-------------|-------------|-----------------|
| Crimes Against The Person | 33% | 45% | 54% | 42% | 37% | 35% | 44% | 51% | 40% | 40% | 54% |
| Crimes Against Property | 17% | 12% | 14% | 10% | 17% | 9% | 10% | 11% | 12% | 15% | 15% |
| Administration of Justice | 11% | 11% | 17% | 22% | 11% | 23% | 19% | 19% | 28% | 23% | 18% |
| Other Criminal Code | 4% | 7% | 2% | 5% | 6% | 4% | 7% | 7% | 2% | 1% | 5% |
| Criminal Code Traffic | 20% | 14% | 5% | 15% | 5% | 8% | 8% | 8% | 5% | 11% | 3% |
| Federal Statute | 16% | 12% | 8% | 7% | 24% | 23% | 12% | 5% | 12% | 10% | 5% |
| Total | 100% | 100% | 100% | 100% | 100% | 100% | 100% | 100% | 100% | 100% | 100% |

ONTARIO COURT OF JUSTICE CRIMINAL MODERNIZATION COMMITTEE ELLIOT LAKE DASHBOARD¹⁹

PERCENTAGE OF CASES DISPOSED⁸ AT TRIAL WITH TRIAL BY MONTHS TO DISPOSITION¹⁰

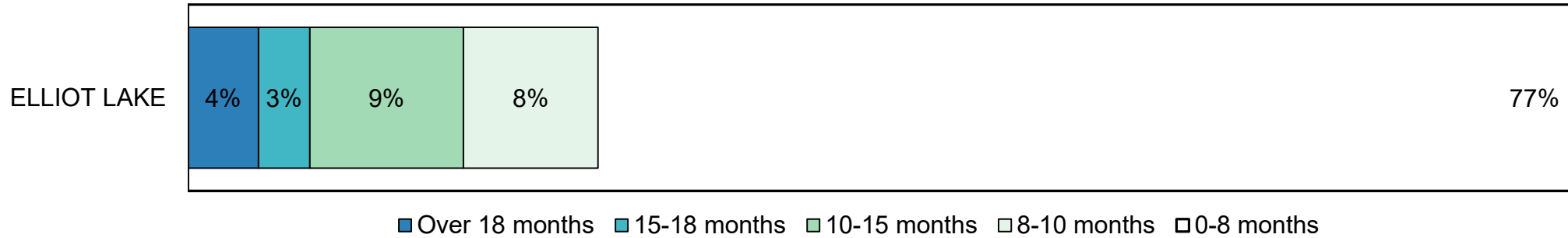


NUMBER, PERCENTAGE, & AVERAGE DAYS TO DISPOSITION¹⁵ OF CASES COMMITTED FOR TRIAL¹⁶ OF TOTAL CASES DISPOSED⁸



**ONTARIO COURT OF JUSTICE CRIMINAL MODERNIZATION COMMITTEE
ELLIOT LAKE DASHBOARD¹⁹
CASES PENDING AS OF DECEMBER 31, 2020**

PERCENTAGE OF PENDING CASES³ BY PENDING AGE⁶



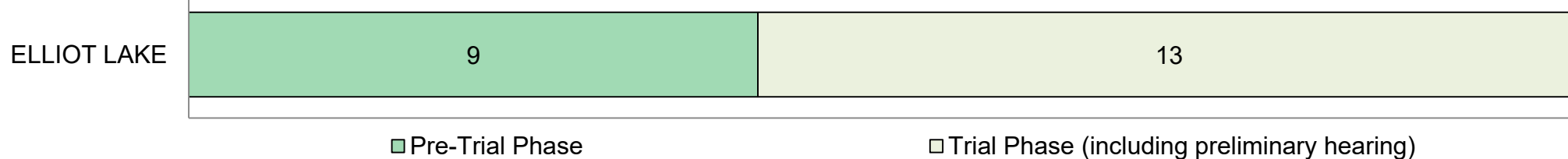
Pending Cases³ by Pending Age⁶ and Percentage of Pending Cases In-Custody¹⁷ and Out-of-Custody¹⁸

| Court Location | Over 18 months | 15-18 months | 10-15 months | 8-10 months | 0-8 months | Total |
|--------------------|----------------|--------------|--------------|-------------|------------|------------|
| ELLIOT LAKE | 22 | 16 | 48 | 42 | 432 | 560 |
| In-Custody | 55% | 31% | 33% | 38% | 17% | 22% |
| Out-of-Custody | 45% | 69% | 67% | 62% | 83% | 78% |

PENDING CASES³ BY PHASE: 15-18 MONTHS⁶



PENDING CASES³ BY PHASE: OVER 18 MONTHS⁶



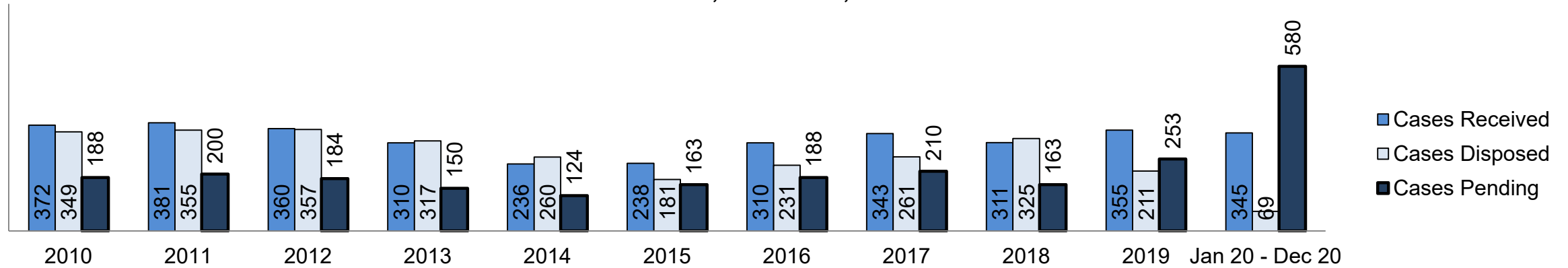
**ONTARIO COURT OF JUSTICE CRIMINAL MODERNIZATION COMMITTEE
ESPANOLA DASHBOARD¹⁹**

| Key Metric | | Jan 20 - Dec 20 | | 2014 Baseline Median* | Change from 2014 Baseline Median | |
|------------------------------------|---|-------------------------------------|--------------------|-----------------------|----------------------------------|--------|
| | | Percent | Cases ¹ | | | |
| Bail | Disposed cases that began in the Bail Phase | | 11.6% | 8 | 33.5% | -21.9% |
| | Bail cases with a bail outcome (release order or detention order) | Total | 75.0% | 6 | 50.7% | 24.3% |
| | | Bail Disposition with 1 appearance | 50.0% | 3 | 52.9% | -2.9% |
| | | Bail Disposition in 1-3 days | 83.3% | 5 | 73.8% | 9.6% |
| | Bail cases with no bail disposition but with a case disposition | Total | 25.0% | 2 | 49.3% | -24.3% |
| | | Case disposition in 1-3 appearances | 0.0% | 0 | 33.4% | -33.4% |
| | | Case disposition in 0-3 months | 0.0% | 0 | 77.3% | -77.3% |
| Case disposition rate before trial | | 100.0% | 2 | 91.8% | 8.2% | |
| Before Trial | Disposition rate (includes bail cases with case dispositions) | | 92.8% | 64 | 85.7% | 7.1% |
| | Disposed within 1-3 appearances (net of bench warrant cases) | | 67.7% | 21 | 47.2% | 20.5% |
| | Disposed within 0-3 months (net of bench warrant cases) | | 64.5% | 20 | 62.6% | 2.0% |
| Trial | Collapse Rate at Trial ² | | 60.0% | 3 | 66.9% | -6.9% |

| Cases Pending ³ as of December 31, 2020 | | Percent | Cases ¹ | Cases in the Pre-Trial Phase ⁴ | Cases in the Trial Phase ⁵ (including preliminary hearing) |
|--|----------------|---------------|--------------------|---|---|
| Age of All Pending Cases⁶ | 0-8 months | 79.1% | 459 | 459 | 0 |
| | 8-10 months | 5.9% | 34 | 33 | 1 |
| | 10-15 months | 9.1% | 53 | 48 | 5 |
| | 15-18 months | 2.8% | 16 | 14 | 2 |
| | Over 18 months | 3.1% | 18 | 14 | 4 |
| Total | | 100.0% | 580 | 568 | 12 |

ONTARIO COURT OF JUSTICE CRIMINAL MODERNIZATION COMMITTEE ESPANOLA DASHBOARD¹⁹

CASES RECEIVED⁷, DISPOSED⁸, AND PENDING³



Cases Received⁷ by Offence Group

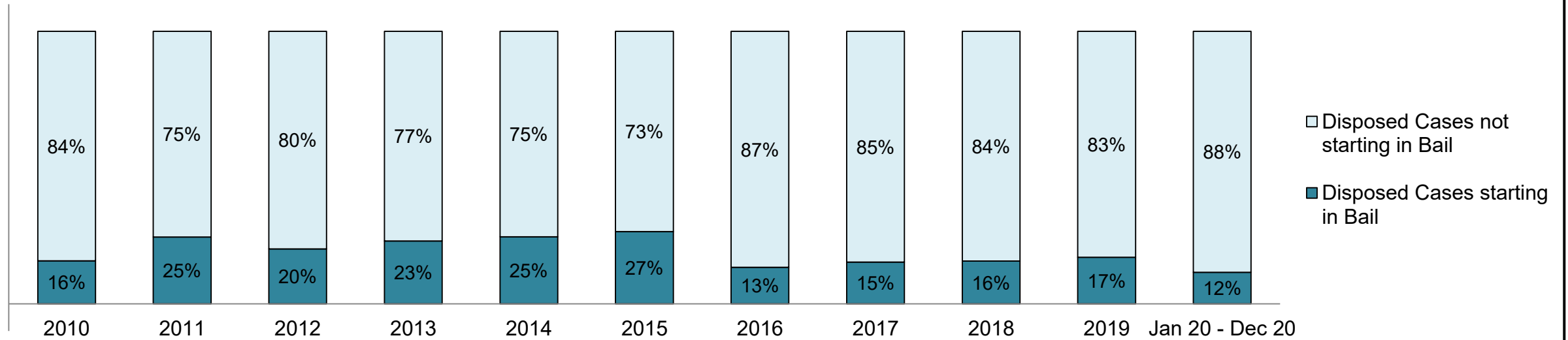
| Offence Group ⁹ | 2010 | 2011 | 2012 | 2013 | 2014 | 2015 | 2016 | 2017 | 2018 | 2019 | Jan 20 - Dec 20 |
|----------------------------|------|------|------|------|------|------|------|------|------|------|-----------------|
| Crimes Against The Person | 110 | 130 | 94 | 101 | 80 | 66 | 71 | 89 | 81 | 84 | 115 |
| Crimes Against Property | 93 | 66 | 56 | 59 | 36 | 39 | 70 | 77 | 55 | 60 | 57 |
| Administration of Justice | 53 | 60 | 71 | 53 | 52 | 54 | 60 | 93 | 90 | 94 | 57 |
| Other Criminal Code | 10 | 17 | 15 | 9 | 16 | 11 | 12 | 11 | 24 | 22 | 19 |
| Criminal Code Traffic | 49 | 47 | 48 | 31 | 23 | 37 | 42 | 42 | 33 | 56 | 52 |
| Federal Statute | 57 | 61 | 76 | 57 | 29 | 31 | 55 | 31 | 28 | 39 | 45 |

Cases Pending³ by Offence Group

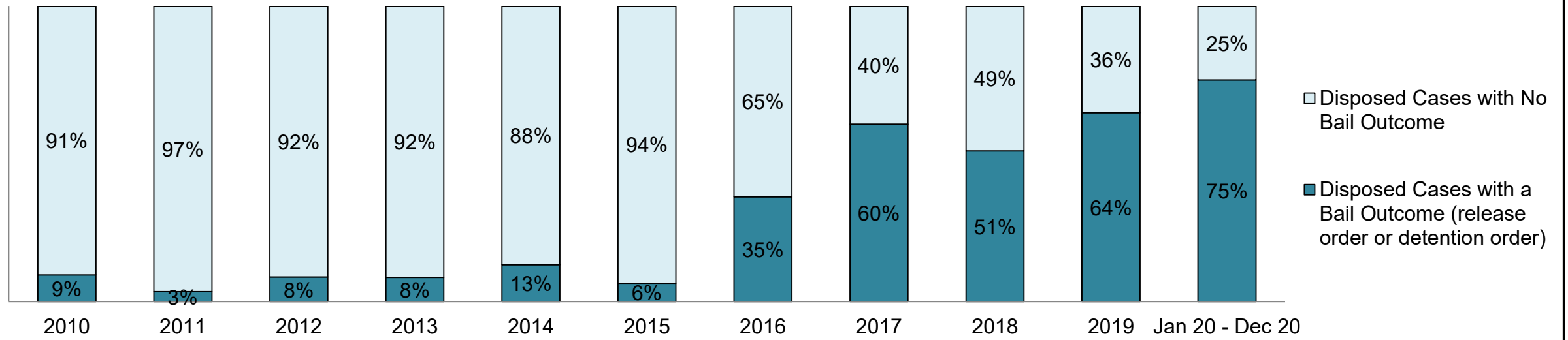
| Offence Group ⁹ | 2010 | 2011 | 2012 | 2013 | 2014 | 2015 | 2016 | 2017 | 2018 | 2019 | Jan 20 - Dec 20 |
|----------------------------|------|------|------|------|------|------|------|------|------|------|-----------------|
| Crimes Against The Person | 54 | 59 | 50 | 39 | 45 | 54 | 47 | 64 | 50 | 67 | 169 |
| Crimes Against Property | 49 | 32 | 18 | 36 | 15 | 23 | 36 | 49 | 25 | 42 | 92 |
| Administration of Justice | 22 | 17 | 23 | 14 | 23 | 25 | 22 | 30 | 24 | 61 | 128 |
| Other Criminal Code | 4 | 7 | 10 | 4 | 7 | 6 | 8 | 6 | 14 | 16 | 32 |
| Criminal Code Traffic | 25 | 25 | 30 | 17 | 17 | 25 | 35 | 28 | 22 | 34 | 80 |
| Federal Statute | 34 | 60 | 53 | 40 | 17 | 30 | 40 | 33 | 28 | 33 | 79 |

ONTARIO COURT OF JUSTICE CRIMINAL MODERNIZATION COMMITTEE ESPANOLA DASHBOARD¹⁹

PERCENTAGE OF DISPOSED CASES⁸ STARTING IN BAIL

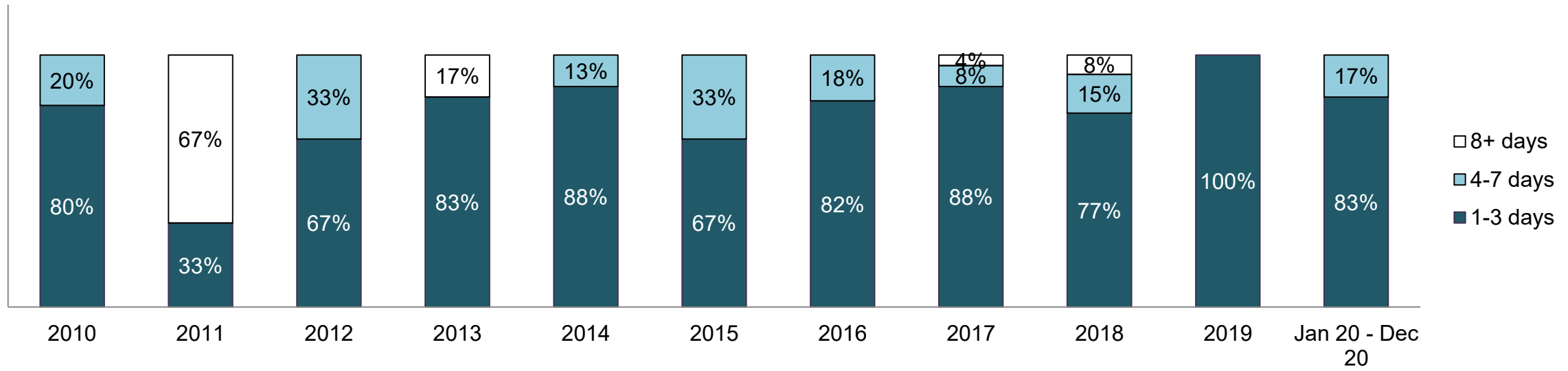


PERCENTAGE OF DISPOSED CASES⁸ STARTING IN BAIL BY BAIL OUTCOME

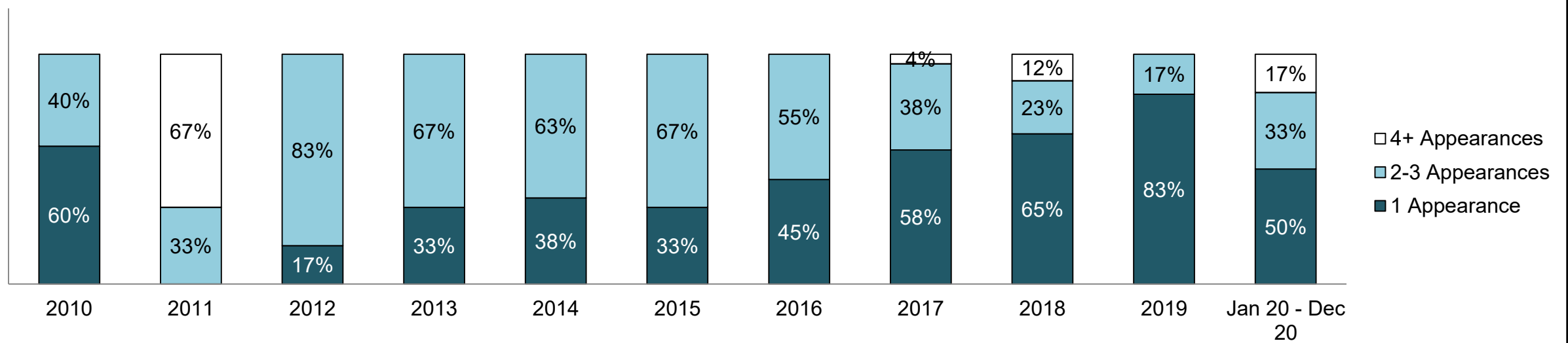


ONTARIO COURT OF JUSTICE CRIMINAL MODERNIZATION COMMITTEE ESPANOLA DASHBOARD¹⁹

PERCENTAGE OF BAIL CASES BY DAYS FROM FIRST BAIL APPEARANCE TO BAIL DISPOSITION

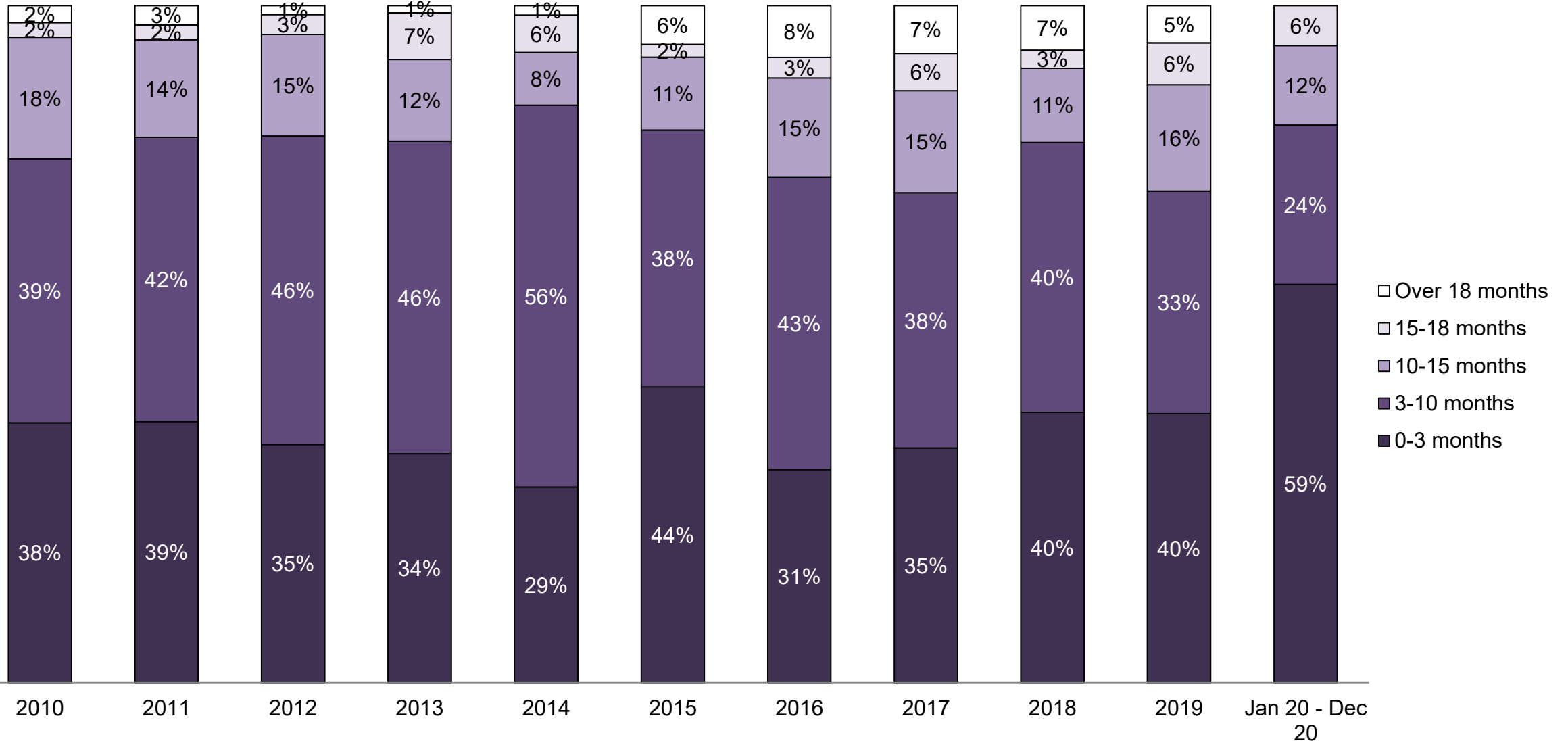


PERCENTAGE OF BAIL CASES BY NUMBER OF APPEARANCES FROM FIRST BAIL APPEARANCE TO BAIL DISPOSITION



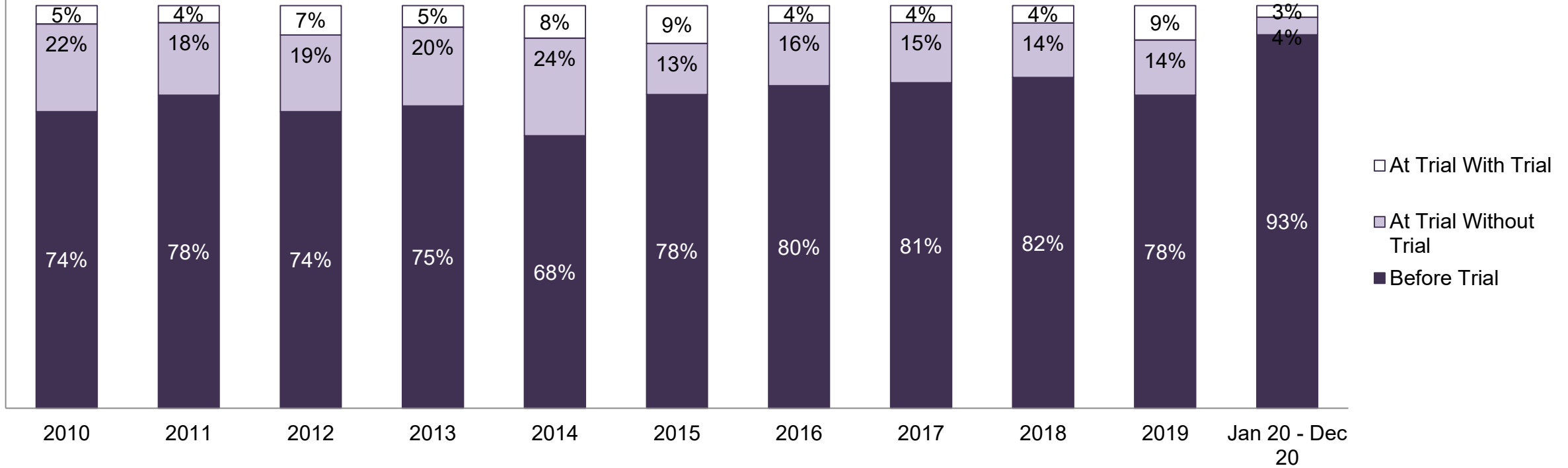
**ONTARIO COURT OF JUSTICE CRIMINAL MODERNIZATION COMMITTEE
ESPANOLA DASHBOARD¹⁹**

PERCENTAGE OF DISPOSED CASES⁸ BY MONTHS TO DISPOSITION¹⁰



**ONTARIO COURT OF JUSTICE CRIMINAL MODERNIZATION COMMITTEE
ESPANOLA DASHBOARD¹⁹**

PERCENTAGE OF CASES DISPOSED⁸ BY PHASE

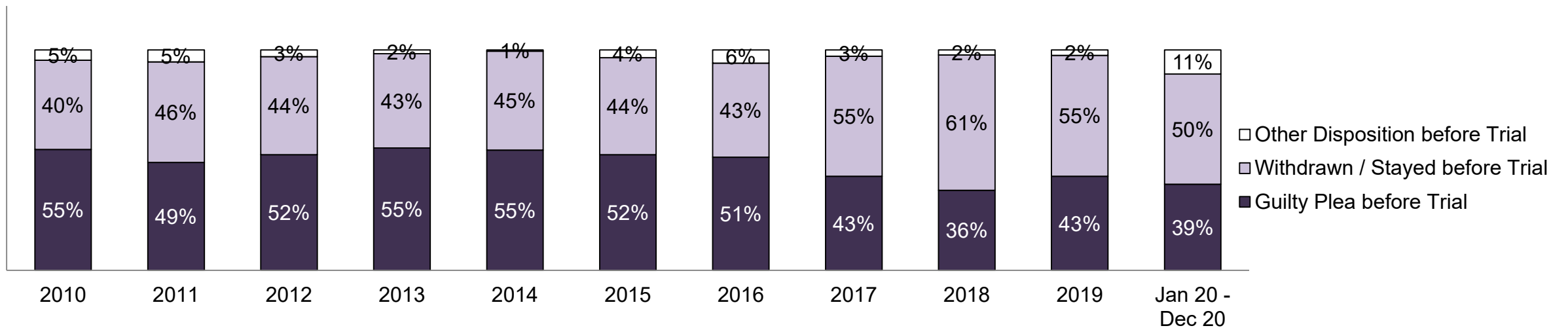


Cases Disposed⁸ by Phase and Percentage of In-Custody¹¹, Out-of-Custody¹² Cases at Case Disposition

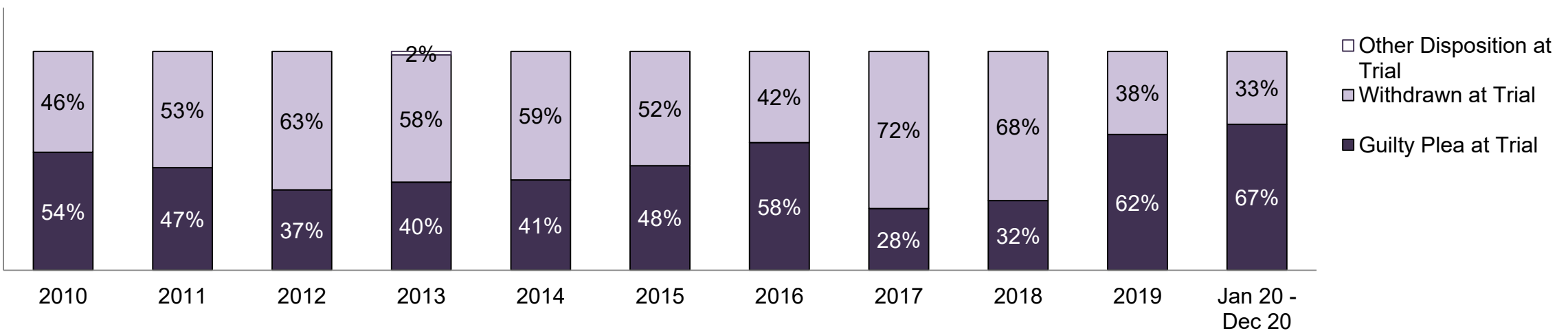
| Phases | 2010 | 2011 | 2012 | 2013 | 2014 | 2015 | 2016 | 2017 | 2018 | 2019 | Jan 20 - Dec 20 |
|-------------------------------|------|------|------|------|------|------|------|------|------|------|-----------------|
| At Trial With Trial | 16 | 15 | 26 | 17 | 21 | 17 | 10 | 11 | 14 | 18 | 2 |
| In-Custody | 6% | 20% | 38% | 35% | 52% | 24% | 10% | 18% | 14% | 6% | 0% |
| Out-of-Custody | 94% | 80% | 62% | 65% | 48% | 76% | 90% | 82% | 86% | 94% | 100% |
| At Trial Without Trial | 76 | 64 | 68 | 62 | 63 | 23 | 36 | 39 | 44 | 29 | 3 |
| In-Custody | 14% | 31% | 16% | 23% | 19% | 22% | 19% | 5% | 9% | 17% | 0% |
| Out-of-Custody | 86% | 69% | 84% | 77% | 81% | 78% | 81% | 95% | 91% | 83% | 100% |
| Before Trial | 257 | 276 | 263 | 238 | 176 | 141 | 185 | 211 | 267 | 164 | 64 |
| In-Custody | 15% | 23% | 17% | 20% | 19% | 26% | 6% | 6% | 7% | 4% | 3% |
| Out-of-Custody | 85% | 77% | 83% | 80% | 81% | 74% | 94% | 94% | 93% | 96% | 97% |

ONTARIO COURT OF JUSTICE CRIMINAL MODERNIZATION COMMITTEE ESPANOLA DASHBOARD¹⁹

PERCENTAGE OF CASES DISPOSED⁸ BEFORE TRIAL BY OUTCOME

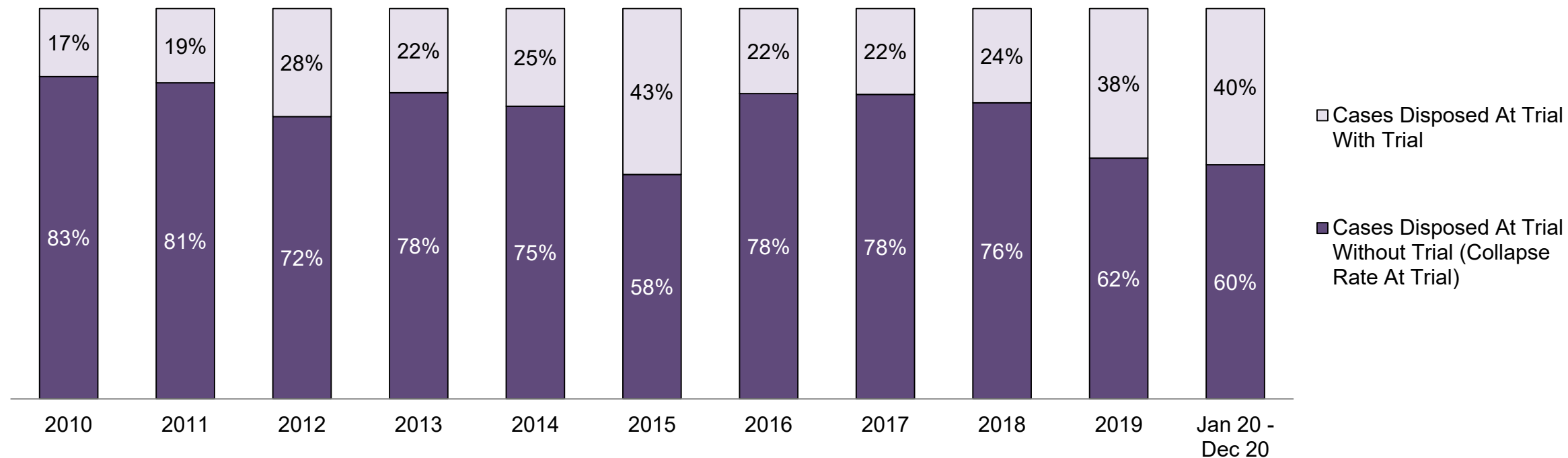


PERCENTAGE OF CASES DISPOSED⁸ AT TRIAL WITHOUT TRIAL (CASES COLLAPSED AT TRIAL) BY OUTCOME



ONTARIO COURT OF JUSTICE CRIMINAL MODERNIZATION COMMITTEE ESPANOLA DASHBOARD¹⁹

PERCENTAGE OF CASES DISPOSED⁸ BY PHASE FOR CASES SET FOR TRIAL¹³

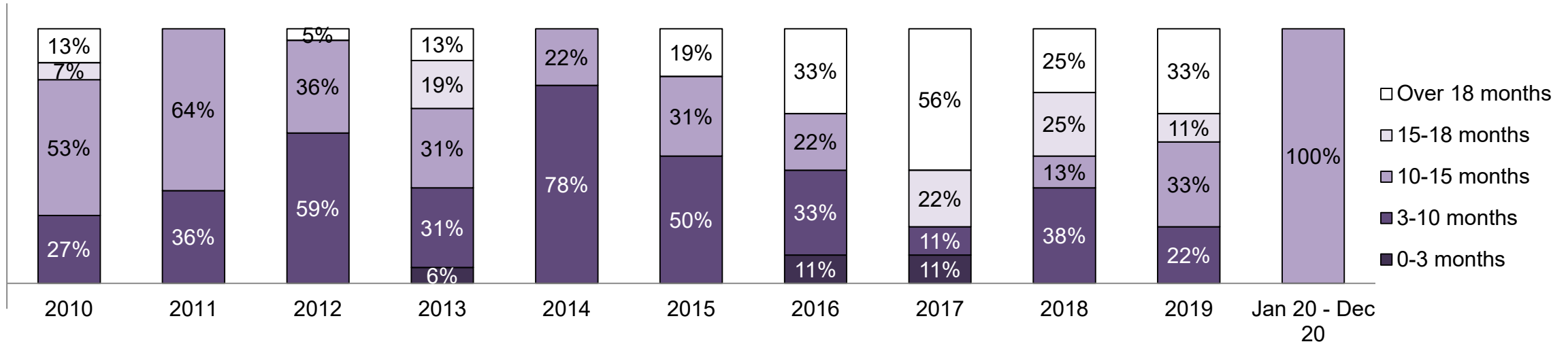


Percentage of Cases Disposed⁸ At Trial Without Trial (Collapse Rate At Trial²) by Offence Group At Disposition

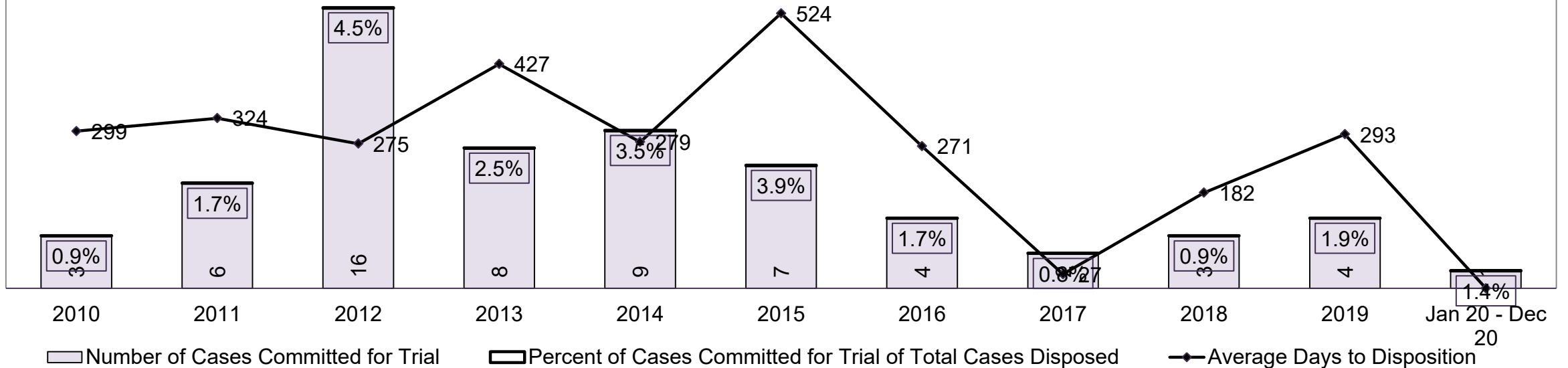
| Offence Group at Disposition ¹⁴ | 2010 | 2011 | 2012 | 2013 | 2014 | 2015 | 2016 | 2017 | 2018 | 2019 | Jan 20 - Dec 20 |
|--|-------------|-------------|-------------|-------------|-------------|-------------|-------------|-------------|-------------|-------------|-----------------|
| Crimes Against The Person | 30% | 53% | 39% | 44% | 33% | 45% | 52% | 26% | 34% | 38% | 60% |
| Crimes Against Property | 21% | 8% | 12% | 9% | 14% | 5% | 13% | 18% | 17% | 9% | 0% |
| Administration of Justice | 11% | 11% | 9% | 9% | 15% | 8% | 11% | 10% | 12% | 21% | 0% |
| Other Criminal Code | 4% | 1% | 4% | 8% | 7% | 3% | 7% | 6% | 5% | 11% | 0% |
| Criminal Code Traffic | 20% | 16% | 9% | 15% | 8% | 25% | 7% | 20% | 19% | 15% | 0% |
| Federal Statute | 14% | 10% | 28% | 15% | 21% | 15% | 11% | 20% | 12% | 6% | 40% |
| Total | 100% | 100% | 100% | 100% | 100% | 100% | 100% | 100% | 100% | 100% | 100% |

ONTARIO COURT OF JUSTICE CRIMINAL MODERNIZATION COMMITTEE ESPANOLA DASHBOARD¹⁹

PERCENTAGE OF CASES DISPOSED⁸ AT TRIAL WITH TRIAL BY MONTHS TO DISPOSITION¹⁰




NUMBER, PERCENTAGE, & AVERAGE DAYS TO DISPOSITION¹⁵ OF CASES COMMITTED FOR TRIAL¹⁶ OF TOTAL CASES DISPOSED⁸



**ONTARIO COURT OF JUSTICE CRIMINAL MODERNIZATION COMMITTEE
 ESPANOLA DASHBOARD¹⁹
 CASES PENDING AS OF DECEMBER 31, 2020**

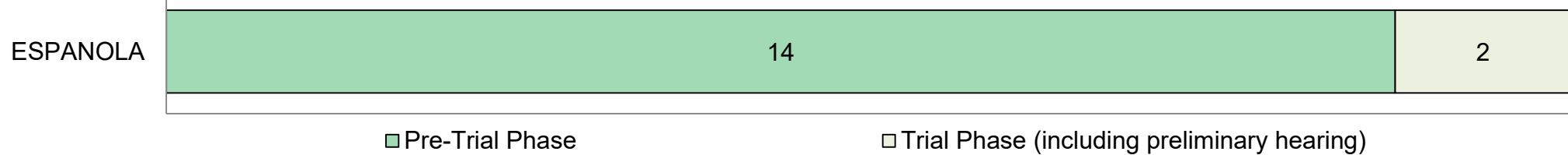
PERCENTAGE OF PENDING CASES³ BY PENDING AGE⁶



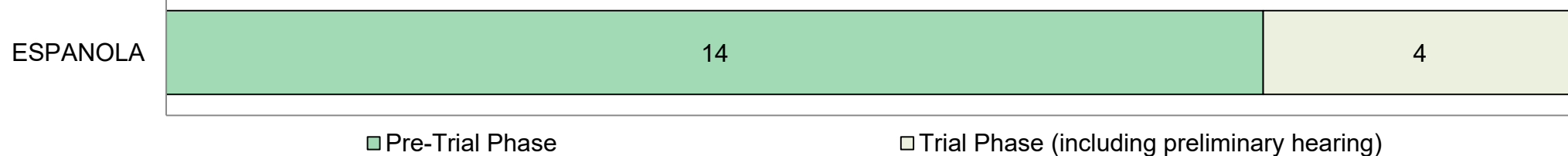
Pending Cases³ by Pending Age⁶ and Percentage of Pending Cases In-Custody¹⁷ and Out-of-Custody¹⁸

| Court Location | Over 18 months | 15-18 months | 10-15 months | 8-10 months | 0-8 months | Total |
|-----------------|----------------|--------------|--------------|-------------|------------|------------|
| ESPANOLA | 18 | 16 | 53 | 34 | 459 | 580 |
| In-Custody | 6% | 19% | 6% | 9% | 7% | 7% |
| Out-of-Custody | 94% | 81% | 94% | 91% | 93% | 93% |

PENDING CASES³ BY PHASE: 15-18 MONTHS⁶



PENDING CASES³ BY PHASE: OVER 18 MONTHS⁶



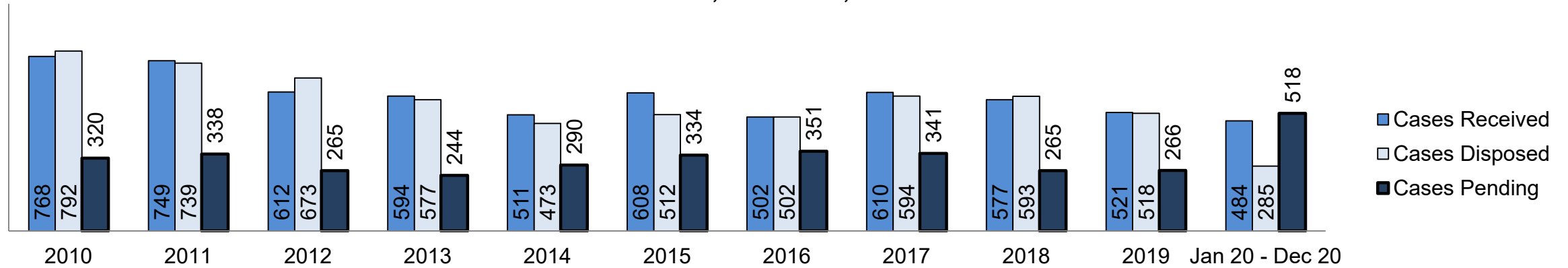
**ONTARIO COURT OF JUSTICE CRIMINAL MODERNIZATION COMMITTEE
GORE BAY DASHBOARD¹⁹**

| Key Metric | | Jan 20 - Dec 20 | | 2014 Baseline Median* | Change from 2014 Baseline Median | |
|---------------------|---|-------------------------------------|--------------------|-----------------------|----------------------------------|--------|
| | | Percent | Cases ¹ | | | |
| Bail | Disposed cases that began in the Bail Phase | | 30.2% | 86 | 33.5% | -3.3% |
| | Bail cases with a bail outcome (release order or detention order) | Total | 60.5% | 52 | 50.7% | 9.8% |
| | | Bail Disposition with 1 appearance | 76.9% | 40 | 52.9% | 24.0% |
| | | Bail Disposition in 1-3 days | 82.7% | 43 | 73.8% | 8.9% |
| | Bail cases with no bail disposition but with a case disposition | Total | 39.5% | 34 | 49.3% | -9.8% |
| | | Case disposition in 1-3 appearances | 29.4% | 10 | 33.4% | -4.0% |
| | | Case disposition in 0-3 months | 55.9% | 19 | 77.3% | -21.4% |
| | | Case disposition rate before trial | 91.2% | 31 | 91.8% | -0.7% |
| Before Trial | Disposition rate (includes bail cases with case dispositions) | | 90.9% | 259 | 85.7% | 5.2% |
| | Disposed within 1-3 appearances (net of bench warrant cases) | | 50.6% | 81 | 47.2% | 3.4% |
| | Disposed within 0-3 months (net of bench warrant cases) | | 60.0% | 96 | 62.6% | -2.6% |
| Trial | Collapse Rate at Trial ² | | 57.7% | 15 | 66.9% | -9.2% |

| Cases Pending ³ as of December 31, 2020 | | Percent | Cases ¹ | Cases in the Pre-Trial Phase ⁴ | Cases in the Trial Phase ⁵ (including preliminary hearing) |
|--|----------------|---------------|--------------------|---|---|
| Age of All Pending Cases⁶ | 0-8 months | 73.2% | 379 | 379 | 0 |
| | 8-10 months | 3.7% | 19 | 19 | 0 |
| | 10-15 months | 9.5% | 49 | 48 | 1 |
| | 15-18 months | 5.2% | 27 | 26 | 1 |
| | Over 18 months | 8.5% | 44 | 39 | 5 |
| Total | | 100.0% | 518 | 511 | 7 |

**ONTARIO COURT OF JUSTICE CRIMINAL MODERNIZATION COMMITTEE
GORE BAY DASHBOARD¹⁹**

CASES RECEIVED⁷, DISPOSED⁸, AND PENDING³



Cases Received⁷ by Offence Group

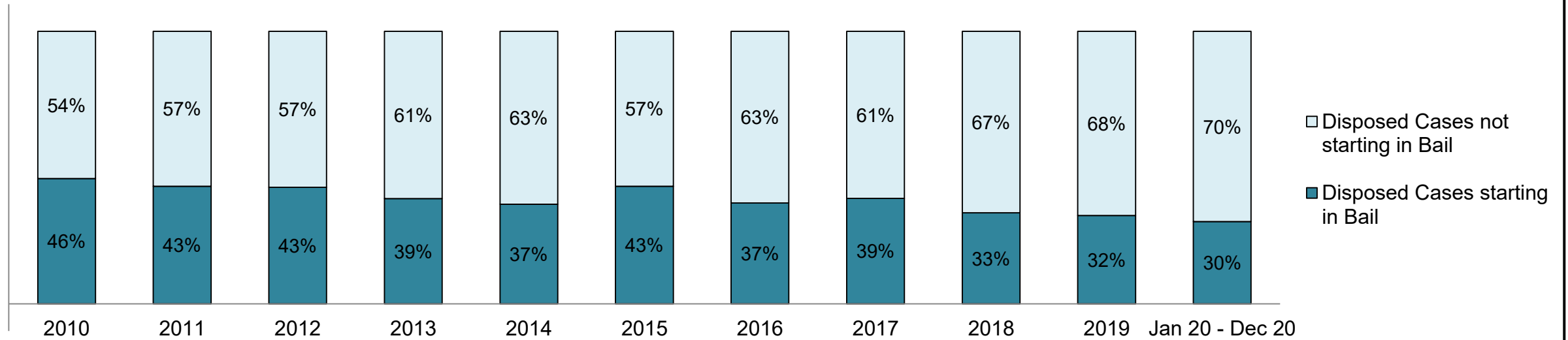
| Offence Group ⁹ | 2010 | 2011 | 2012 | 2013 | 2014 | 2015 | 2016 | 2017 | 2018 | 2019 | Jan 20 - Dec 20 |
|----------------------------|------|------|------|------|------|------|------|------|------|------|-----------------|
| Crimes Against The Person | 264 | 240 | 193 | 220 | 215 | 225 | 201 | 228 | 251 | 223 | 209 |
| Crimes Against Property | 104 | 100 | 95 | 87 | 59 | 95 | 78 | 68 | 75 | 73 | 51 |
| Administration of Justice | 213 | 158 | 165 | 166 | 130 | 158 | 130 | 183 | 138 | 140 | 101 |
| Other Criminal Code | 22 | 40 | 16 | 14 | 9 | 13 | 15 | 31 | 22 | 19 | 28 |
| Criminal Code Traffic | 60 | 81 | 81 | 48 | 54 | 65 | 30 | 41 | 57 | 46 | 75 |
| Federal Statute | 105 | 130 | 62 | 59 | 44 | 52 | 48 | 59 | 34 | 20 | 20 |

Cases Pending³ by Offence Group

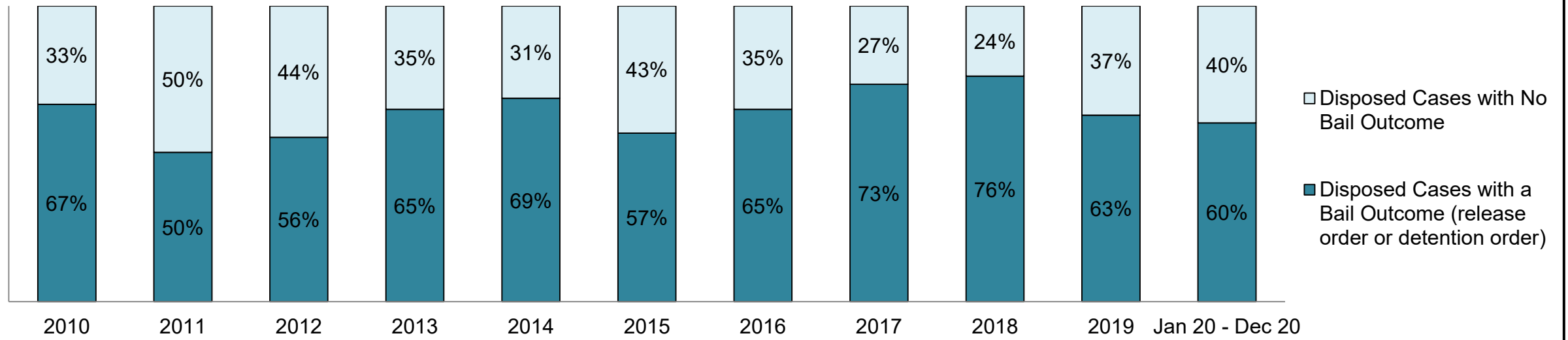
| Offence Group ⁹ | 2010 | 2011 | 2012 | 2013 | 2014 | 2015 | 2016 | 2017 | 2018 | 2019 | Jan 20 - Dec 20 |
|----------------------------|------|------|------|------|------|------|------|------|------|------|-----------------|
| Crimes Against The Person | 114 | 112 | 92 | 98 | 131 | 134 | 153 | 145 | 131 | 129 | 223 |
| Crimes Against Property | 47 | 46 | 32 | 31 | 26 | 40 | 50 | 39 | 35 | 33 | 58 |
| Administration of Justice | 62 | 51 | 47 | 48 | 70 | 63 | 71 | 76 | 40 | 56 | 121 |
| Other Criminal Code | 11 | 16 | 11 | 4 | 2 | 8 | 9 | 20 | 11 | 11 | 18 |
| Criminal Code Traffic | 38 | 42 | 39 | 24 | 26 | 47 | 29 | 24 | 23 | 18 | 75 |
| Federal Statute | 48 | 71 | 44 | 39 | 35 | 42 | 39 | 37 | 25 | 19 | 23 |

**ONTARIO COURT OF JUSTICE CRIMINAL MODERNIZATION COMMITTEE
GORE BAY DASHBOARD¹⁹**

PERCENTAGE OF DISPOSED CASES⁸ STARTING IN BAIL

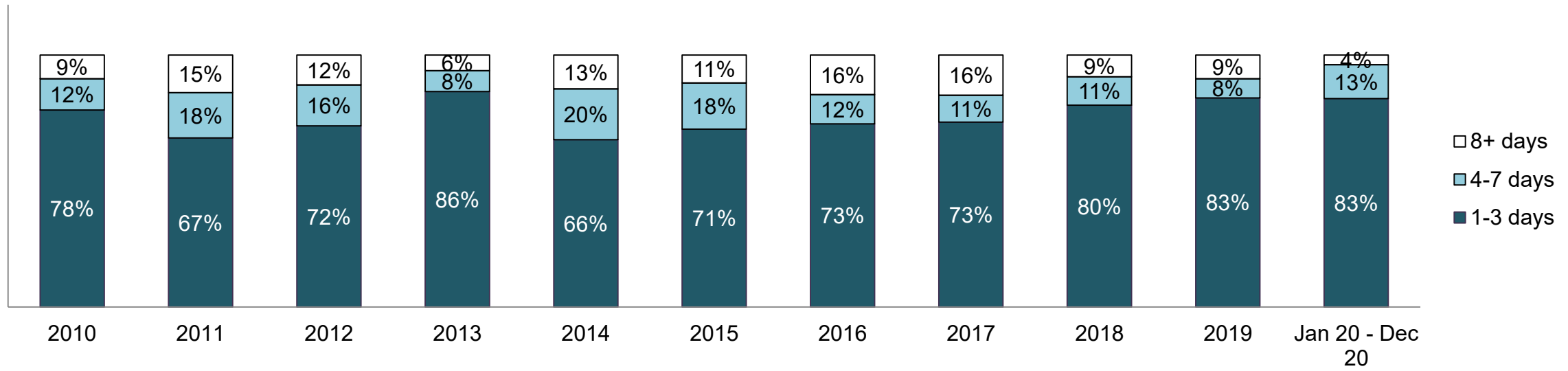


PERCENTAGE OF DISPOSED CASES⁸ STARTING IN BAIL BY BAIL OUTCOME

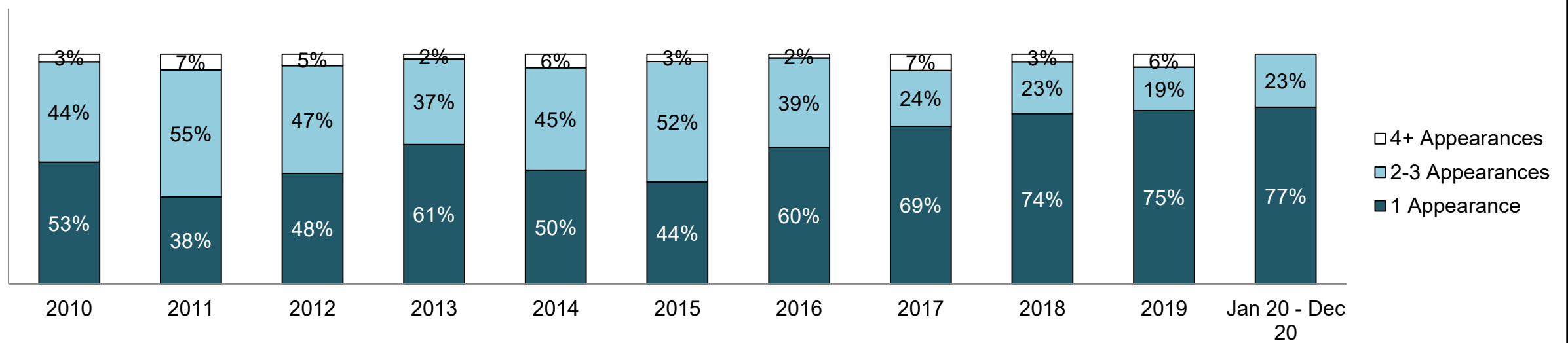


ONTARIO COURT OF JUSTICE CRIMINAL MODERNIZATION COMMITTEE GORE BAY DASHBOARD¹⁹

PERCENTAGE OF BAIL CASES BY DAYS FROM FIRST BAIL APPEARANCE TO BAIL DISPOSITION

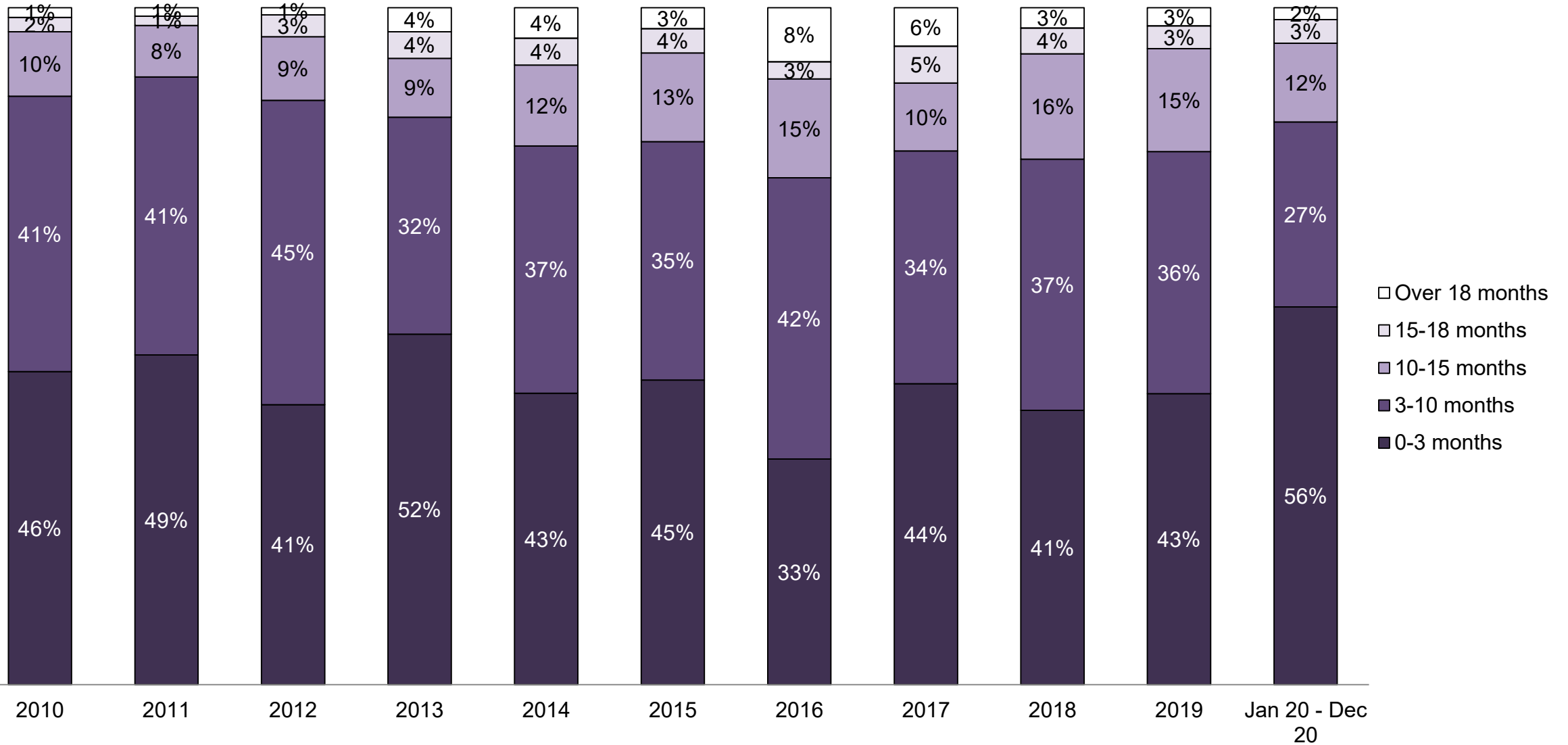


PERCENTAGE OF BAIL CASES BY NUMBER OF APPEARANCES FROM FIRST BAIL APPEARANCE TO BAIL DISPOSITION

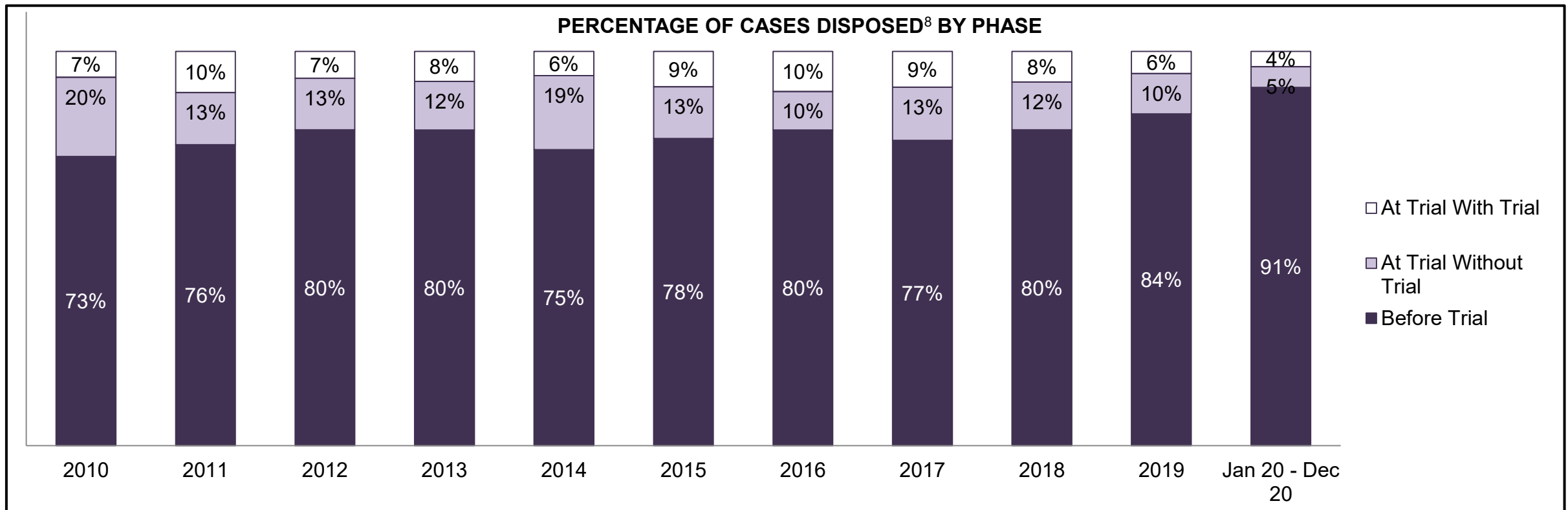


**ONTARIO COURT OF JUSTICE CRIMINAL MODERNIZATION COMMITTEE
GORE BAY DASHBOARD¹⁹**

PERCENTAGE OF DISPOSED CASES⁸ BY MONTHS TO DISPOSITION¹⁰



**ONTARIO COURT OF JUSTICE CRIMINAL MODERNIZATION COMMITTEE
GORE BAY DASHBOARD¹⁹**

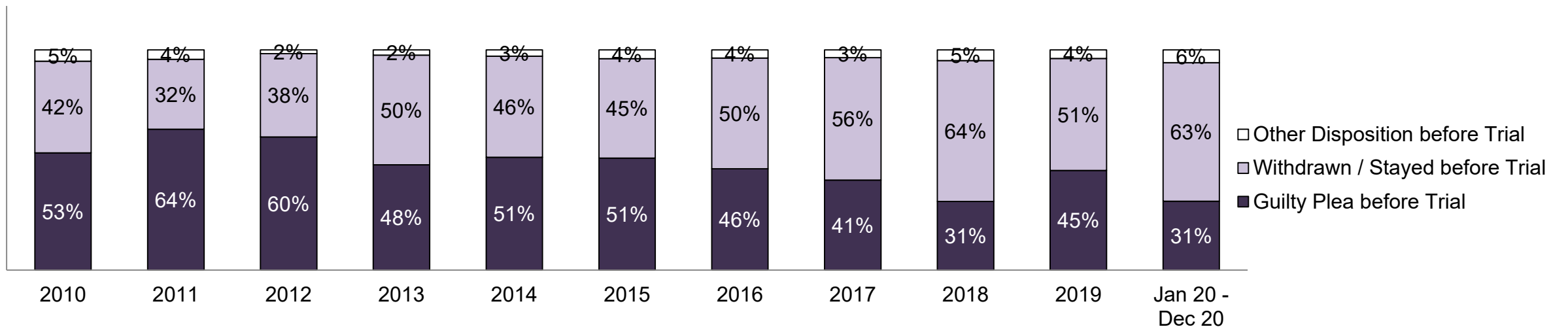


Cases Disposed⁸ by Phase and Percentage of In-Custody¹¹, Out-of-Custody¹² Cases at Case Disposition

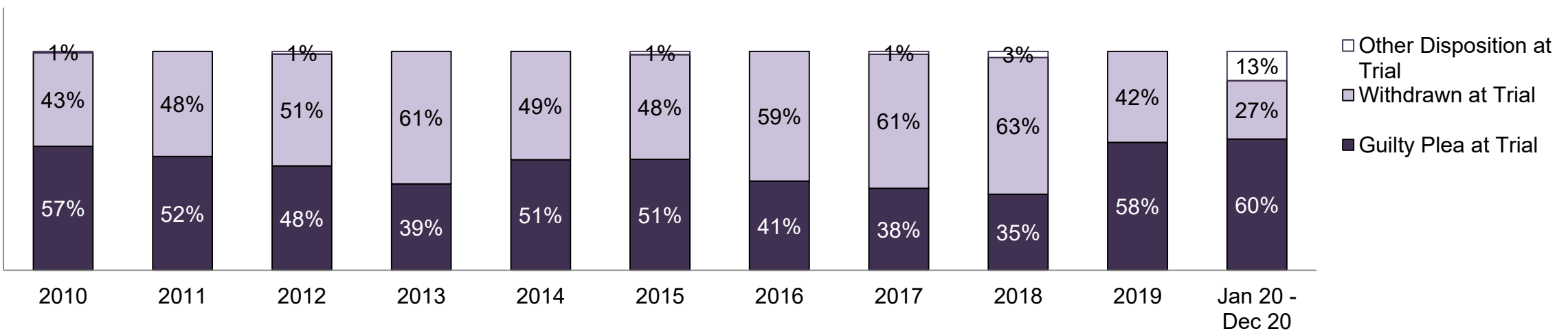
| Phases | 2010 | 2011 | 2012 | 2013 | 2014 | 2015 | 2016 | 2017 | 2018 | 2019 | Jan 20 - Dec 20 |
|-------------------------------|------|------|------|------|------|------|------|------|------|------|-----------------|
| At Trial With Trial | 52 | 77 | 46 | 44 | 29 | 46 | 51 | 54 | 46 | 29 | 11 |
| In-Custody | 17% | 10% | 9% | 11% | 10% | 17% | 12% | 4% | 4% | 7% | 0% |
| Out-of-Custody | 83% | 90% | 91% | 89% | 90% | 83% | 88% | 96% | 96% | 93% | 100% |
| At Trial Without Trial | 159 | 98 | 88 | 71 | 89 | 67 | 49 | 80 | 72 | 53 | 15 |
| In-Custody | 19% | 24% | 20% | 13% | 10% | 10% | 10% | 9% | 4% | 6% | 20% |
| Out-of-Custody | 81% | 76% | 80% | 87% | 90% | 90% | 90% | 91% | 96% | 94% | 80% |
| Before Trial | 581 | 564 | 539 | 462 | 355 | 399 | 402 | 460 | 475 | 436 | 259 |
| In-Custody | 19% | 28% | 23% | 18% | 15% | 24% | 17% | 12% | 10% | 14% | 12% |
| Out-of-Custody | 81% | 72% | 77% | 82% | 85% | 76% | 83% | 88% | 90% | 86% | 88% |

ONTARIO COURT OF JUSTICE CRIMINAL MODERNIZATION COMMITTEE GORE BAY DASHBOARD¹⁹

PERCENTAGE OF CASES DISPOSED⁸ BEFORE TRIAL BY OUTCOME

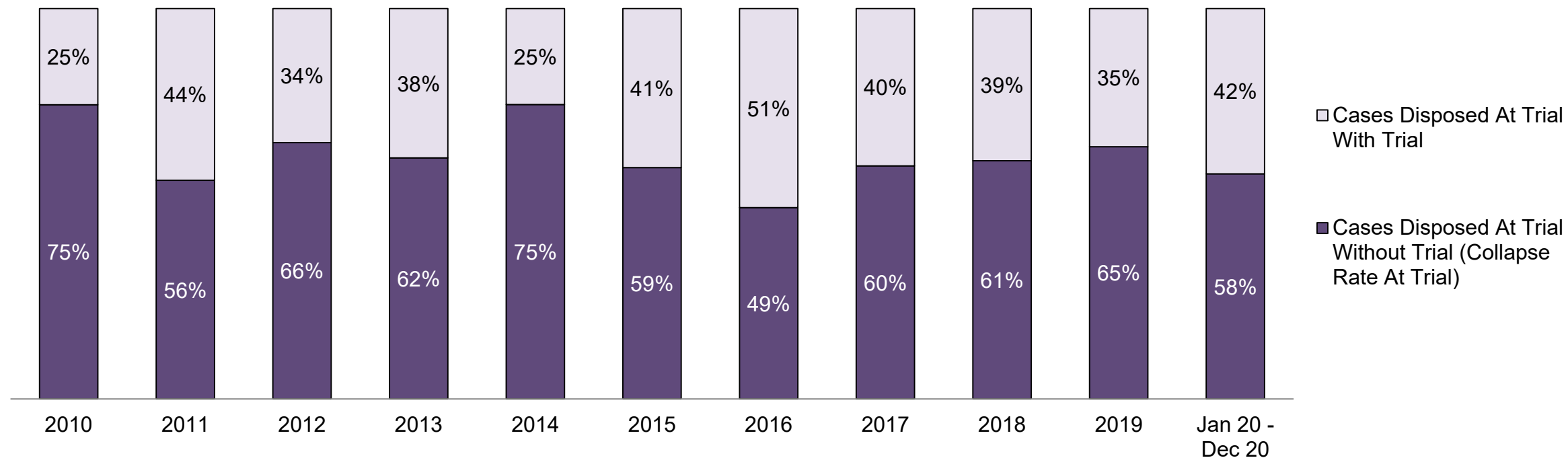


PERCENTAGE OF CASES DISPOSED⁸ AT TRIAL WITHOUT TRIAL (CASES COLLAPSED AT TRIAL) BY OUTCOME



ONTARIO COURT OF JUSTICE CRIMINAL MODERNIZATION COMMITTEE GORE BAY DASHBOARD¹⁹

PERCENTAGE OF CASES DISPOSED⁸ BY PHASE FOR CASES SET FOR TRIAL¹³

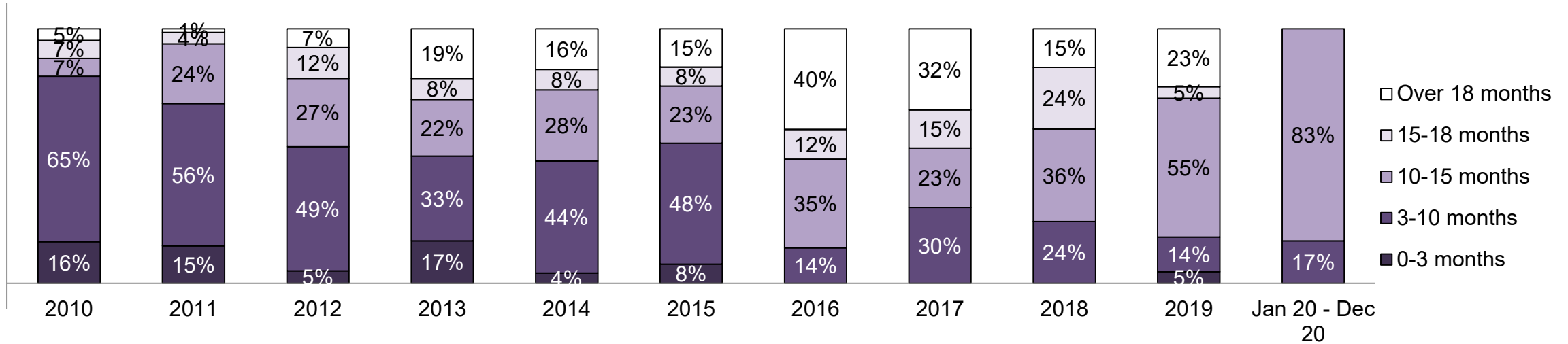


Percentage of Cases Disposed⁸ At Trial Without Trial (Collapse Rate At Trial²) by Offence Group At Disposition

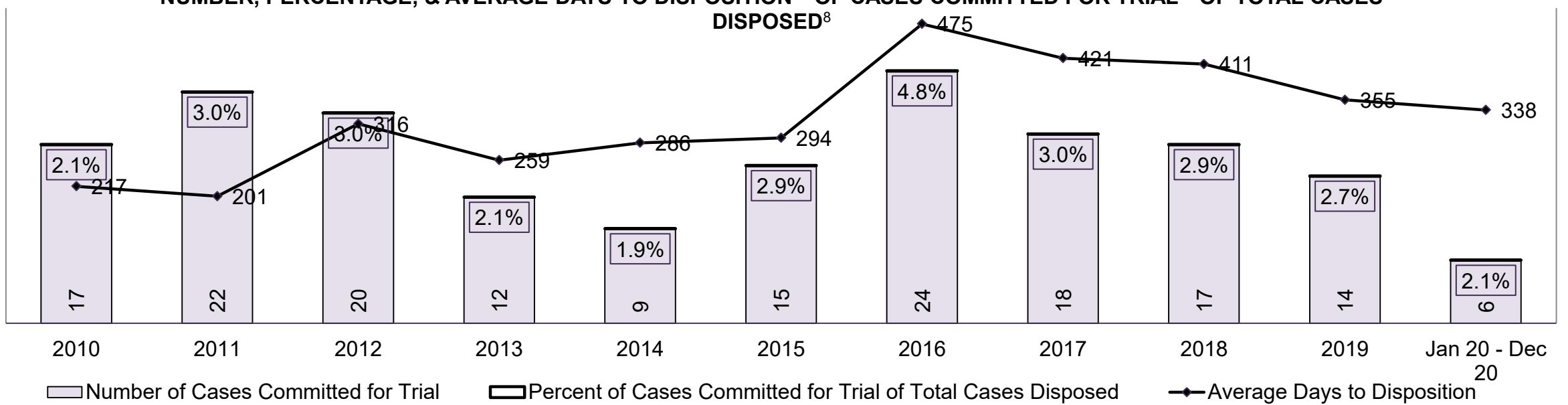
| Offence Group at Disposition ¹⁴ | 2010 | 2011 | 2012 | 2013 | 2014 | 2015 | 2016 | 2017 | 2018 | 2019 | Jan 20 - Dec 20 |
|--|-------------|-------------|-------------|-------------|-------------|-------------|-------------|-------------|-------------|-------------|-----------------|
| Crimes Against The Person | 49% | 44% | 40% | 50% | 46% | 52% | 53% | 51% | 50% | 55% | 58% |
| Crimes Against Property | 7% | 5% | 8% | 5% | 5% | 9% | 15% | 10% | 5% | 5% | 8% |
| Administration of Justice | 14% | 12% | 16% | 10% | 17% | 17% | 9% | 18% | 14% | 12% | 23% |
| Other Criminal Code | 3% | 9% | 4% | 2% | 4% | 2% | 2% | 2% | 11% | 7% | 8% |
| Criminal Code Traffic | 9% | 10% | 9% | 17% | 12% | 9% | 12% | 10% | 14% | 7% | 0% |
| Federal Statute | 18% | 20% | 23% | 15% | 16% | 12% | 9% | 8% | 7% | 13% | 4% |
| Total | 100% | 100% | 100% | 100% | 100% | 100% | 100% | 100% | 100% | 100% | 100% |

ONTARIO COURT OF JUSTICE CRIMINAL MODERNIZATION COMMITTEE GORE BAY DASHBOARD¹⁹

PERCENTAGE OF CASES DISPOSED⁸ AT TRIAL WITH TRIAL BY MONTHS TO DISPOSITION¹⁰




NUMBER, PERCENTAGE, & AVERAGE DAYS TO DISPOSITION¹⁵ OF CASES COMMITTED FOR TRIAL¹⁶ OF TOTAL CASES DISPOSED⁸



**ONTARIO COURT OF JUSTICE CRIMINAL MODERNIZATION COMMITTEE
GORE BAY DASHBOARD¹⁹
CASES PENDING AS OF DECEMBER 31, 2020**

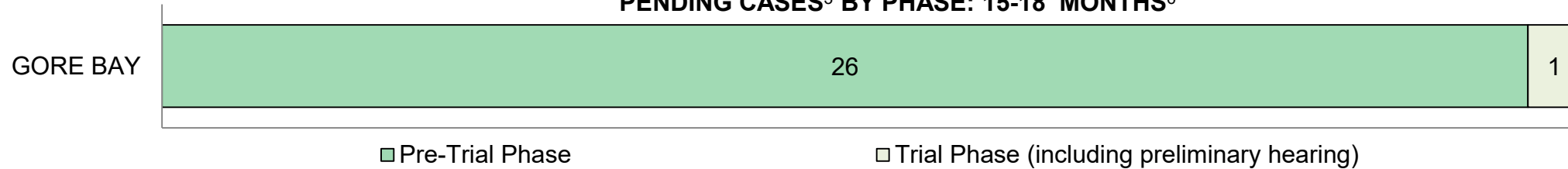
PERCENTAGE OF PENDING CASES³ BY PENDING AGE⁶




Pending Cases³ by Pending Age⁶ and Percentage of Pending Cases In-Custody¹⁷ and Out-of-Custody¹⁸

| Court Location | Over 18 months | 15-18 months | 10-15 months | 8-10 months | 0-8 months | Total |
|-----------------|----------------|--------------|--------------|-------------|------------|------------|
| GORE BAY | 44 | 27 | 49 | 19 | 379 | 518 |
| In-Custody | 7% | 4% | 4% | 16% | 5% | 6% |
| Out-of-Custody | 93% | 96% | 96% | 84% | 95% | 94% |

PENDING CASES³ BY PHASE: 15-18 MONTHS⁶



PENDING CASES³ BY PHASE: OVER 18 MONTHS⁶



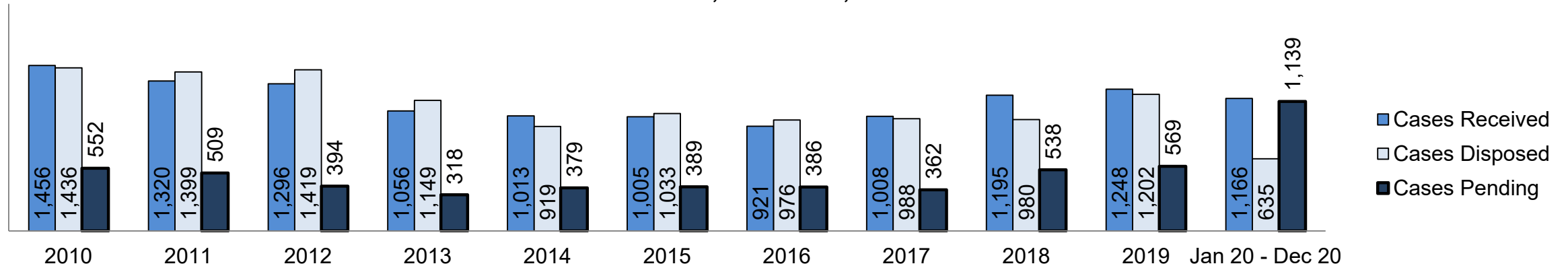
**ONTARIO COURT OF JUSTICE CRIMINAL MODERNIZATION COMMITTEE
HAILEYBURY DASHBOARD¹⁹**

| Key Metric | | Jan 20 - Dec 20 | | 2014 Baseline Median* | Change from 2014 Baseline Median | |
|--------------|---|-------------------------------------|--------------------|-----------------------|----------------------------------|--------|
| | | Percent | Cases ¹ | | | |
| Bail | Disposed cases that began in the Bail Phase | | 31.5% | 200 | 33.5% | -2.0% |
| | Bail cases with a bail outcome (release order or detention order) | Total | 51.0% | 102 | 50.7% | 0.3% |
| | | Bail Disposition with 1 appearance | 61.8% | 63 | 52.9% | 8.9% |
| | | Bail Disposition in 1-3 days | 68.6% | 70 | 73.8% | -5.1% |
| | Bail cases with no bail disposition but with a case disposition | Total | 49.0% | 98 | 49.3% | -0.3% |
| | | Case disposition in 1-3 appearances | 18.4% | 18 | 33.4% | -15.0% |
| | | Case disposition in 0-3 months | 57.1% | 56 | 77.3% | -20.2% |
| | | Case disposition rate before trial | 88.8% | 87 | 91.8% | -3.1% |
| Before Trial | Disposition rate (includes bail cases with case dispositions) | | 91.5% | 581 | 85.7% | 5.8% |
| | Disposed within 1-3 appearances (net of bench warrant cases) | | 39.5% | 130 | 47.2% | -7.7% |
| | Disposed within 0-3 months (net of bench warrant cases) | | 54.7% | 180 | 62.6% | -7.9% |
| Trial | Collapse Rate at Trial ² | | 51.9% | 28 | 66.9% | -15.1% |

| Cases Pending ³ as of December 31, 2020 | | Percent | Cases ¹ | Cases in the Pre-Trial Phase ⁴ | Cases in the Trial Phase ⁵ (including preliminary hearing) |
|--|----------------|---------------|--------------------|---|---|
| Age of All Pending Cases ⁶ | 0-8 months | 76.8% | 875 | 875 | 0 |
| | 8-10 months | 5.4% | 61 | 57 | 4 |
| | 10-15 months | 9.4% | 107 | 96 | 11 |
| | 15-18 months | 4.3% | 49 | 44 | 5 |
| | Over 18 months | 4.1% | 47 | 37 | 10 |
| Total | | 100.0% | 1,139 | 1,109 | 30 |

ONTARIO COURT OF JUSTICE CRIMINAL MODERNIZATION COMMITTEE HAILEYBURY DASHBOARD¹⁹

CASES RECEIVED⁷, DISPOSED⁸, AND PENDING³



Cases Received⁷ by Offence Group

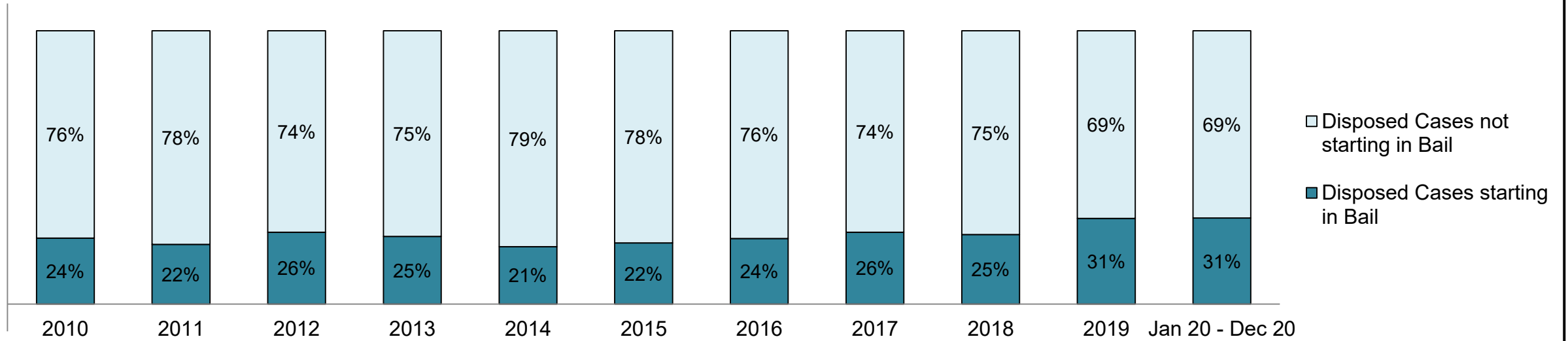
| Offence Group ⁹ | 2010 | 2011 | 2012 | 2013 | 2014 | 2015 | 2016 | 2017 | 2018 | 2019 | Jan 20 - Dec 20 |
|----------------------------|------|------|------|------|------|------|------|------|------|------|-----------------|
| Crimes Against The Person | 324 | 363 | 324 | 275 | 256 | 248 | 255 | 313 | 318 | 329 | 284 |
| Crimes Against Property | 270 | 197 | 221 | 183 | 168 | 212 | 212 | 185 | 211 | 249 | 281 |
| Administration of Justice | 415 | 454 | 401 | 286 | 240 | 249 | 214 | 302 | 429 | 418 | 299 |
| Other Criminal Code | 46 | 39 | 53 | 56 | 37 | 33 | 33 | 35 | 56 | 48 | 54 |
| Criminal Code Traffic | 98 | 80 | 90 | 70 | 69 | 79 | 70 | 60 | 67 | 71 | 73 |
| Federal Statute | 303 | 187 | 207 | 186 | 243 | 184 | 137 | 113 | 114 | 133 | 175 |

Cases Pending³ by Offence Group

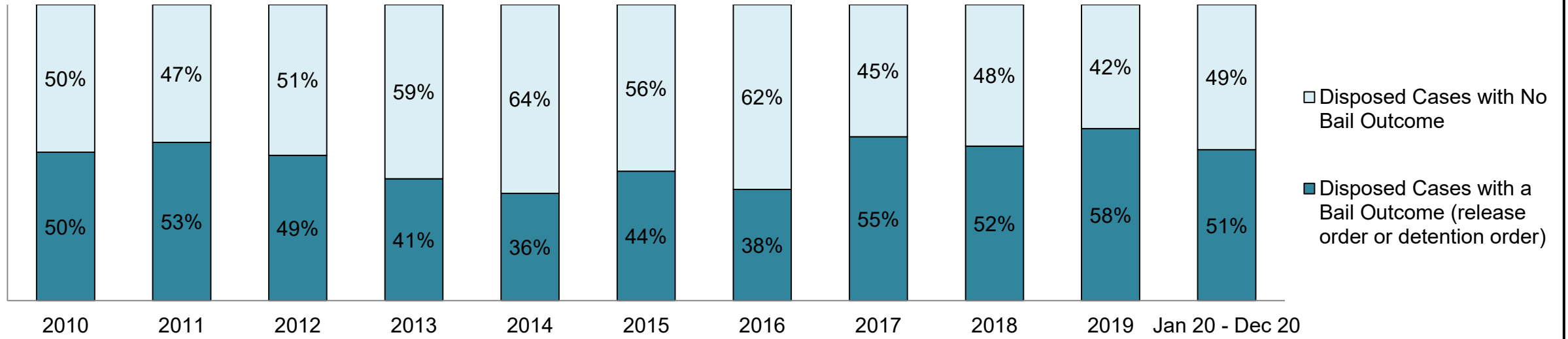
| Offence Group ⁹ | 2010 | 2011 | 2012 | 2013 | 2014 | 2015 | 2016 | 2017 | 2018 | 2019 | Jan 20 - Dec 20 |
|----------------------------|------|------|------|------|------|------|------|------|------|------|-----------------|
| Crimes Against The Person | 146 | 159 | 138 | 94 | 100 | 100 | 108 | 126 | 155 | 179 | 298 |
| Crimes Against Property | 97 | 88 | 64 | 64 | 60 | 98 | 85 | 76 | 100 | 120 | 279 |
| Administration of Justice | 87 | 114 | 72 | 57 | 91 | 81 | 97 | 81 | 176 | 139 | 274 |
| Other Criminal Code | 26 | 13 | 14 | 19 | 15 | 22 | 10 | 15 | 28 | 35 | 56 |
| Criminal Code Traffic | 49 | 44 | 37 | 31 | 29 | 29 | 35 | 29 | 33 | 31 | 69 |
| Federal Statute | 147 | 91 | 69 | 53 | 84 | 59 | 51 | 35 | 46 | 65 | 161 |

ONTARIO COURT OF JUSTICE CRIMINAL MODERNIZATION COMMITTEE HAILEYBURY DASHBOARD¹⁹

PERCENTAGE OF DISPOSED CASES⁸ STARTING IN BAIL

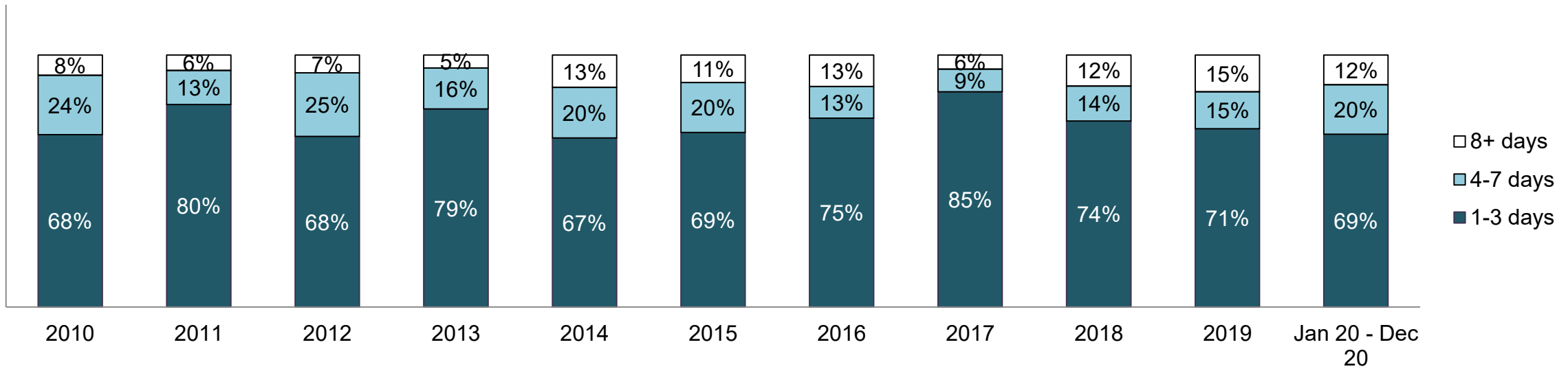


PERCENTAGE OF DISPOSED CASES⁸ STARTING IN BAIL BY BAIL OUTCOME

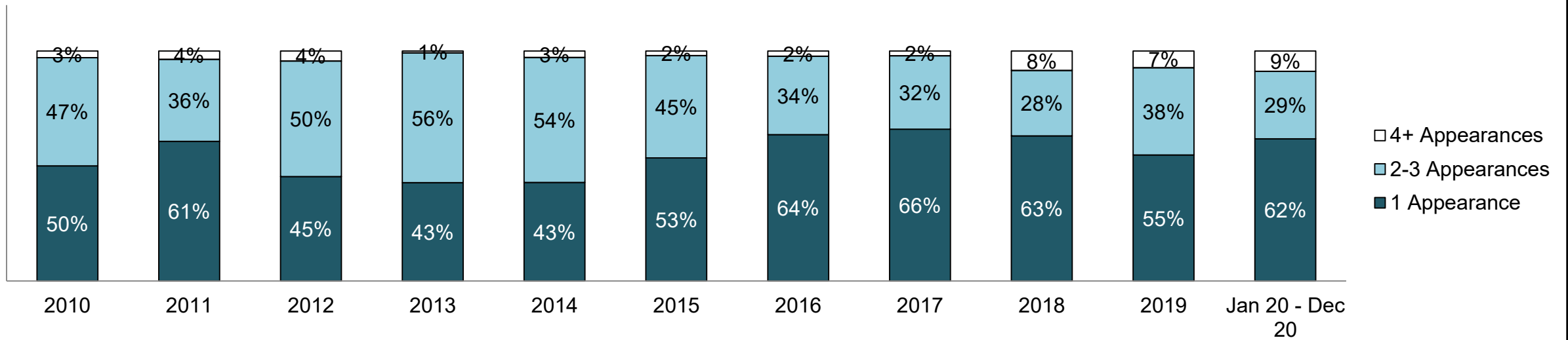


ONTARIO COURT OF JUSTICE CRIMINAL MODERNIZATION COMMITTEE HAILEYBURY DASHBOARD¹⁹

PERCENTAGE OF BAIL CASES BY DAYS FROM FIRST BAIL APPEARANCE TO BAIL DISPOSITION

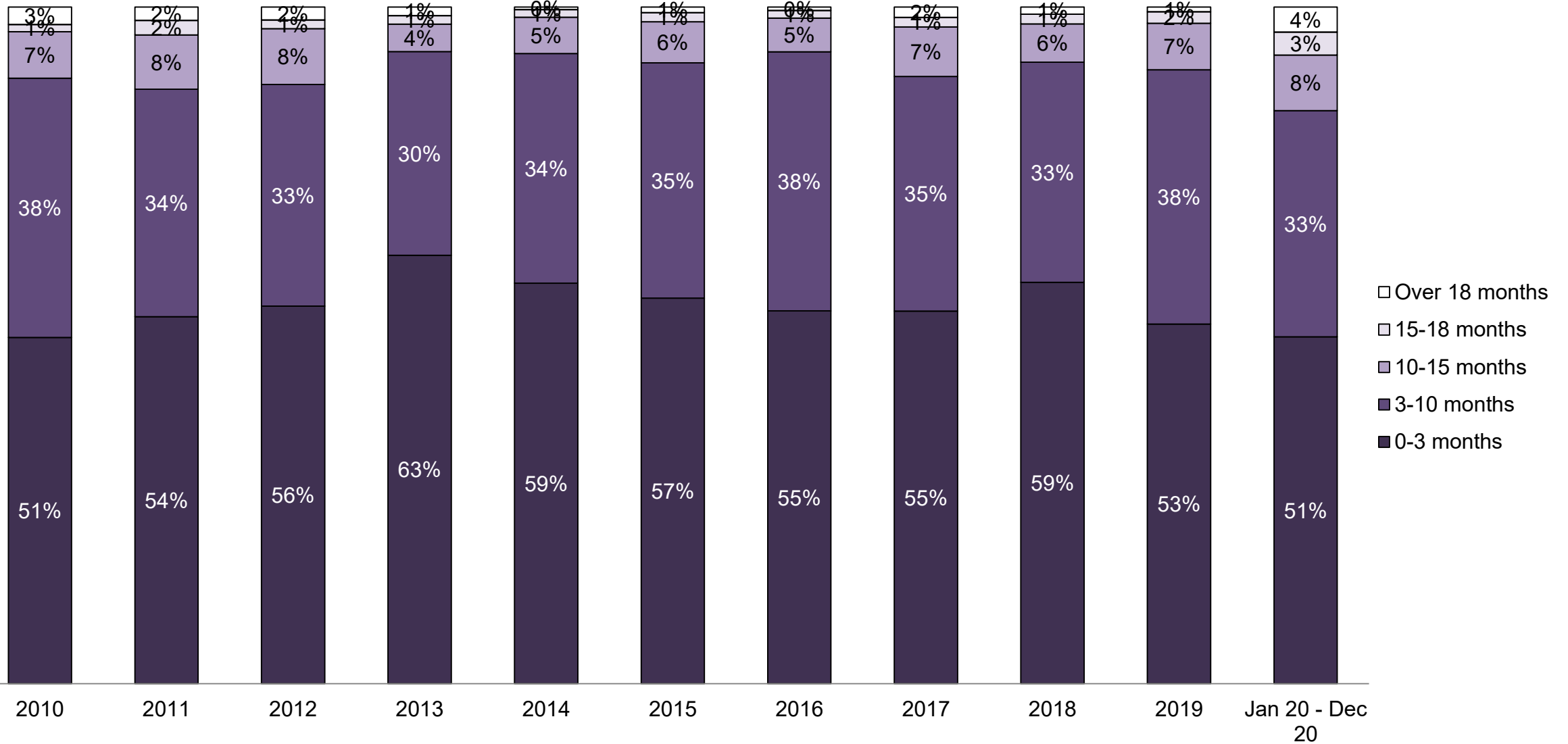


PERCENTAGE OF BAIL CASES BY NUMBER OF APPEARANCES FROM FIRST BAIL APPEARANCE TO BAIL DISPOSITION

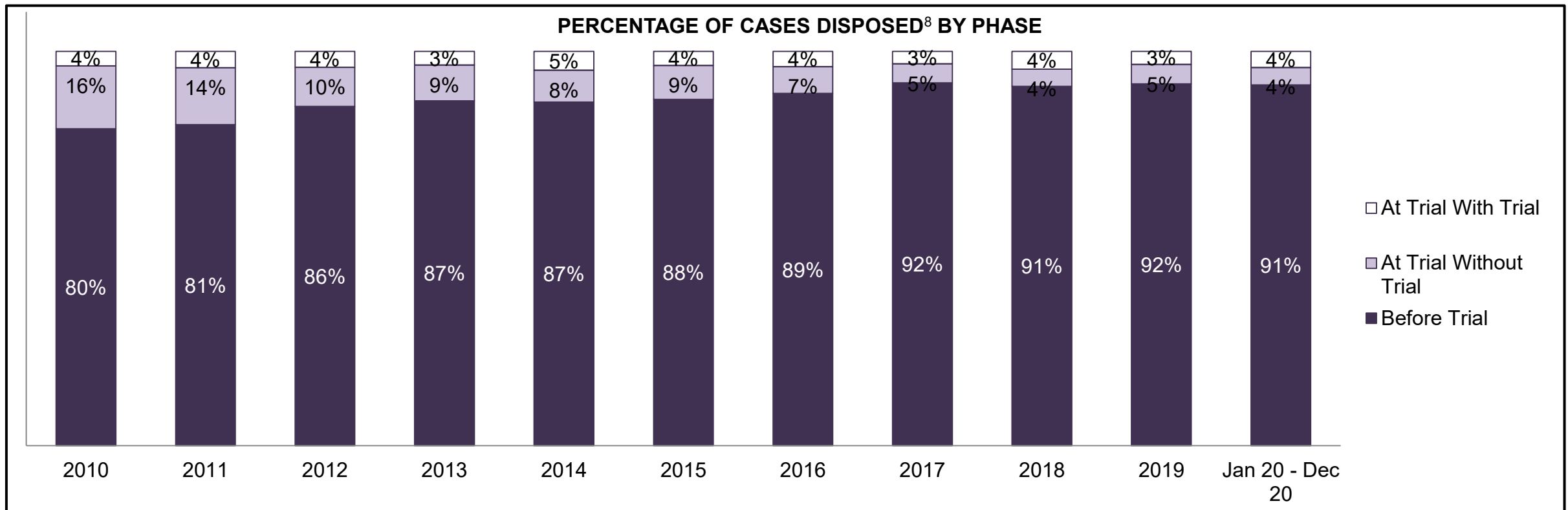


ONTARIO COURT OF JUSTICE CRIMINAL MODERNIZATION COMMITTEE HAILEYBURY DASHBOARD¹⁹

PERCENTAGE OF DISPOSED CASES⁸ BY MONTHS TO DISPOSITION¹⁰



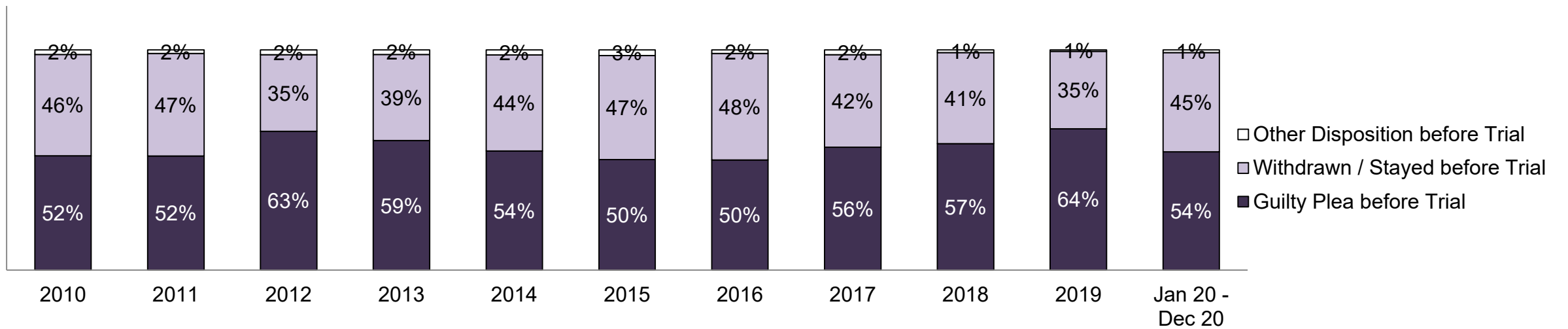
**ONTARIO COURT OF JUSTICE CRIMINAL MODERNIZATION COMMITTEE
HAILEYBURY DASHBOARD¹⁹**



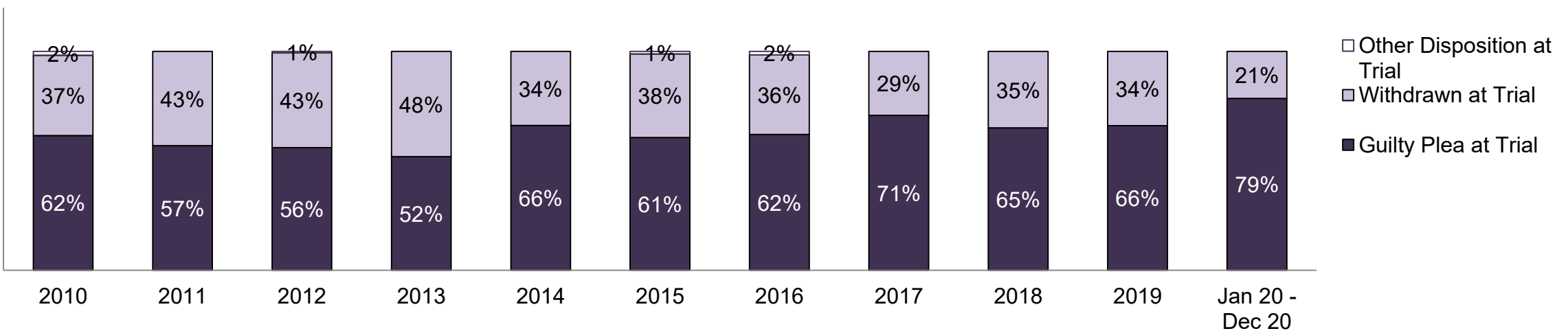
| Cases Disposed⁸ by Phase and Percentage of In-Custody¹¹, Out-of-Custody¹² Cases at Case Disposition | | | | | | | | | | | |
|---|-------------|-------------|-------------|-------------|-------------|-------------|-------------|-------------|-------------|-------------|------------------------|
| Phases | 2010 | 2011 | 2012 | 2013 | 2014 | 2015 | 2016 | 2017 | 2018 | 2019 | Jan 20 - Dec 20 |
| At Trial With Trial | 53 | 58 | 57 | 40 | 44 | 37 | 38 | 31 | 44 | 40 | 26 |
| In-Custody | 11% | 12% | 9% | 13% | 11% | 19% | 16% | 6% | 16% | 10% | 15% |
| Out-of-Custody | 89% | 88% | 91% | 88% | 89% | 81% | 84% | 94% | 84% | 90% | 85% |
| At Trial Without Trial | 229 | 202 | 141 | 104 | 74 | 89 | 66 | 48 | 43 | 59 | 28 |
| In-Custody | 8% | 3% | 6% | 7% | 15% | 15% | 11% | 13% | 9% | 10% | 32% |
| Out-of-Custody | 92% | 97% | 94% | 93% | 85% | 85% | 89% | 88% | 91% | 90% | 68% |
| Before Trial | 1,154 | 1,139 | 1,221 | 1,005 | 801 | 907 | 872 | 909 | 893 | 1,103 | 581 |
| In-Custody | 15% | 13% | 16% | 16% | 15% | 14% | 16% | 13% | 14% | 17% | 17% |
| Out-of-Custody | 85% | 87% | 84% | 84% | 85% | 86% | 84% | 87% | 86% | 83% | 83% |

ONTARIO COURT OF JUSTICE CRIMINAL MODERNIZATION COMMITTEE HAILEYBURY DASHBOARD¹⁹

PERCENTAGE OF CASES DISPOSED⁸ BEFORE TRIAL BY OUTCOME

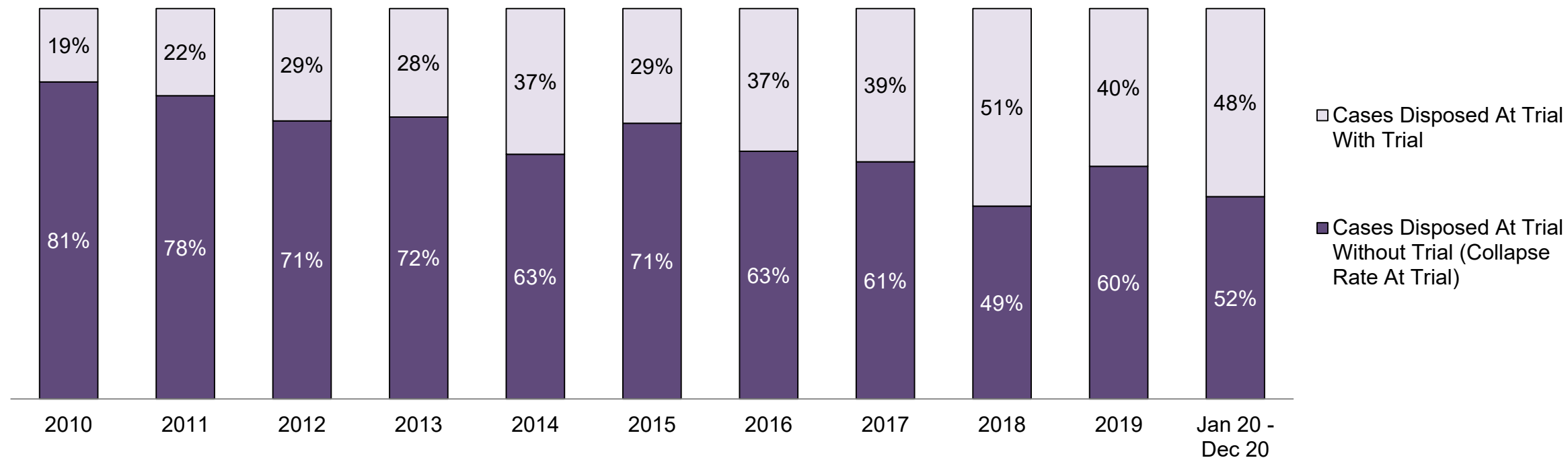


PERCENTAGE OF CASES DISPOSED⁸ AT TRIAL WITHOUT TRIAL (CASES COLLAPSED AT TRIAL) BY OUTCOME



ONTARIO COURT OF JUSTICE CRIMINAL MODERNIZATION COMMITTEE HAILEYBURY DASHBOARD¹⁹

PERCENTAGE OF CASES DISPOSED⁸ BY PHASE FOR CASES SET FOR TRIAL¹³

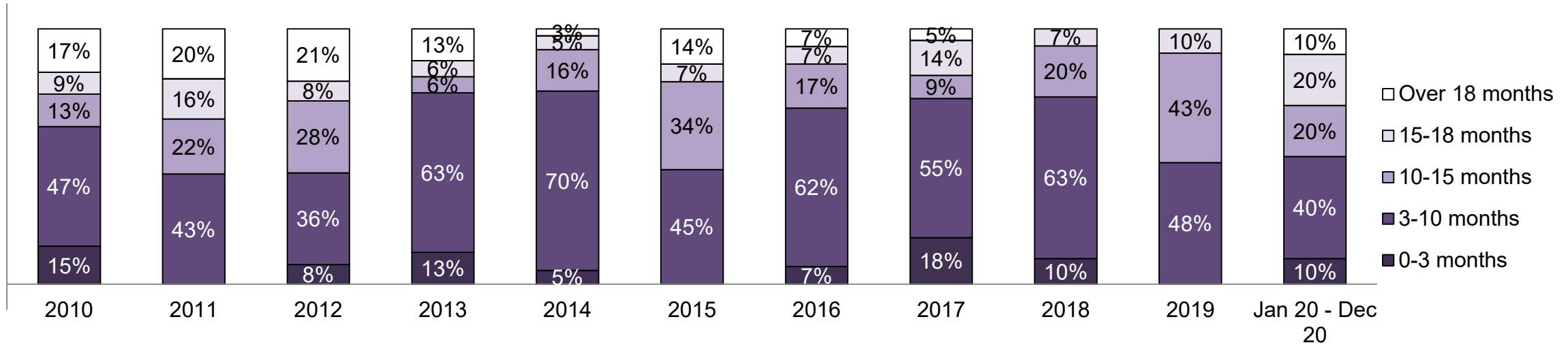


Percentage of Cases Disposed⁸ At Trial Without Trial (Collapse Rate At Trial²) by Offence Group At Disposition

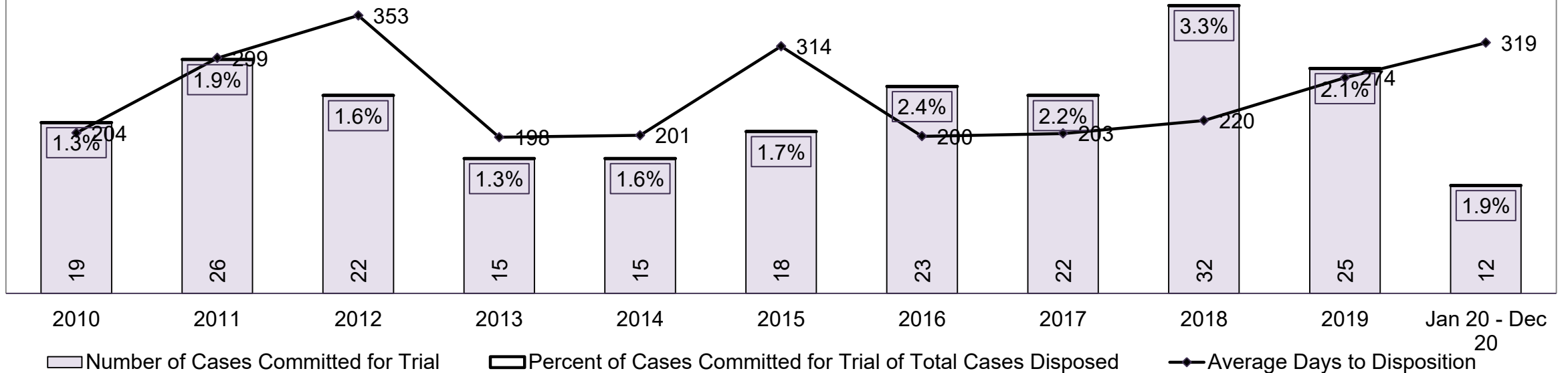
| Offence Group at Disposition ¹⁴ | 2010 | 2011 | 2012 | 2013 | 2014 | 2015 | 2016 | 2017 | 2018 | 2019 | Jan 20 - Dec 20 |
|--|-------------|-------------|-------------|-------------|-------------|-------------|-------------|-------------|-------------|-------------|-----------------|
| Crimes Against The Person | 28% | 30% | 32% | 51% | 41% | 34% | 44% | 44% | 51% | 43% | 52% |
| Crimes Against Property | 15% | 15% | 13% | 12% | 16% | 13% | 9% | 11% | 13% | 15% | 13% |
| Administration of Justice | 24% | 17% | 22% | 11% | 16% | 26% | 13% | 13% | 13% | 16% | 19% |
| Other Criminal Code | 4% | 3% | 5% | 5% | 7% | 6% | 6% | 6% | 3% | 10% | 6% |
| Criminal Code Traffic | 9% | 9% | 11% | 13% | 12% | 10% | 17% | 16% | 11% | 8% | 6% |
| Federal Statute | 20% | 25% | 17% | 8% | 8% | 11% | 11% | 9% | 9% | 7% | 6% |
| Total | 100% | 100% | 100% | 100% | 100% | 100% | 100% | 100% | 100% | 100% | 100% |

ONTARIO COURT OF JUSTICE CRIMINAL MODERNIZATION COMMITTEE HAILEYBURY DASHBOARD¹⁹

PERCENTAGE OF CASES DISPOSED⁸ AT TRIAL WITH TRIAL BY MONTHS TO DISPOSITION¹⁰



NUMBER, PERCENTAGE, & AVERAGE DAYS TO DISPOSITION¹⁵ OF CASES COMMITTED FOR TRIAL¹⁶ OF TOTAL CASES DISPOSED⁸



**ONTARIO COURT OF JUSTICE CRIMINAL MODERNIZATION COMMITTEE
HAILEYBURY DASHBOARD¹⁹
CASES PENDING AS OF DECEMBER 31, 2020**

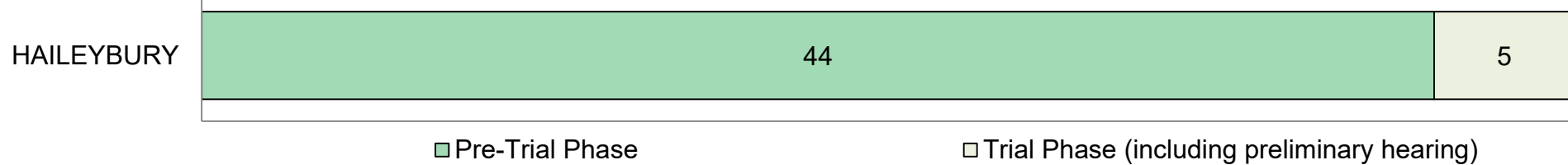
PERCENTAGE OF PENDING CASES³ BY PENDING AGE⁶




Pending Cases³ by Pending Age⁶ and Percentage of Pending Cases In-Custody¹⁷ and Out-of-Custody¹⁸

| Court Location | Over 18 months | 15-18 months | 10-15 months | 8-10 months | 0-8 months | Total |
|-------------------|----------------|--------------|--------------|-------------|------------|--------------|
| HAILEYBURY | 47 | 49 | 107 | 61 | 875 | 1,139 |
| In-Custody | 4% | 12% | 12% | 16% | 10% | 11% |
| Out-of-Custody | 96% | 88% | 88% | 84% | 90% | 89% |

PENDING CASES³ BY PHASE: 15-18 MONTHS⁶



PENDING CASES³ BY PHASE: OVER 18 MONTHS⁶



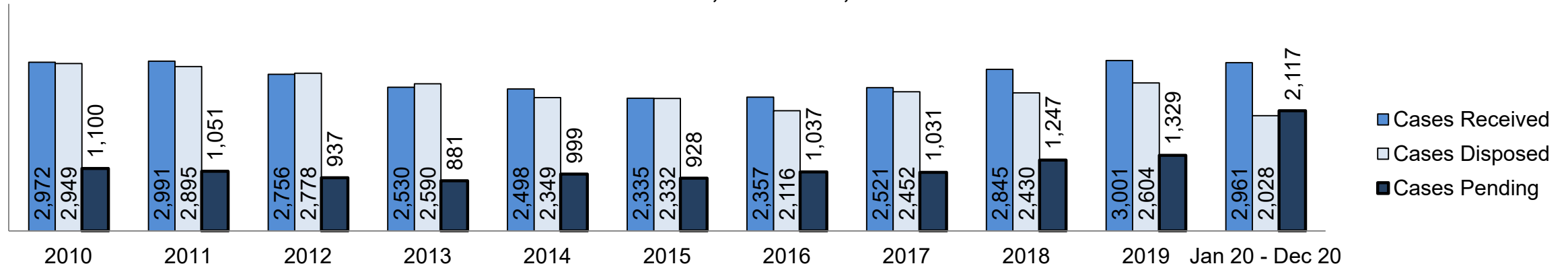
**ONTARIO COURT OF JUSTICE CRIMINAL MODERNIZATION COMMITTEE
NORTH BAY DASHBOARD¹⁹**

| Key Metric | | Jan 20 - Dec 20 | | 2014 Baseline Median* | Change from 2014 Baseline Median | |
|------------------------------------|---|-------------------------------------|--------------------|-----------------------|----------------------------------|--------|
| | | Percent | Cases ¹ | | | |
| Bail | Disposed cases that began in the Bail Phase | | 41.2% | 836 | 42.6% | -1.3% |
| | Bail cases with a bail outcome (release order or detention order) | Total | 44.1% | 369 | 47.8% | -3.6% |
| | | Bail Disposition with 1 appearance | 59.6% | 220 | 48.8% | 10.8% |
| | | Bail Disposition in 1-3 days | 73.4% | 271 | 72.1% | 1.3% |
| | Bail cases with no bail disposition but with a case disposition | Total | 55.9% | 467 | 52.2% | 3.6% |
| | | Case disposition in 1-3 appearances | 18.8% | 88 | 35.3% | -16.4% |
| | | Case disposition in 0-3 months | 64.9% | 303 | 81.3% | -16.5% |
| Case disposition rate before trial | | 93.4% | 436 | 90.5% | 2.9% | |
| Before Trial | Disposition rate (includes bail cases with case dispositions) | | 92.7% | 1,880 | 82.9% | 9.8% |
| | Disposed within 1-3 appearances (net of bench warrant cases) | | 35.2% | 340 | 39.0% | -3.8% |
| | Disposed within 0-3 months (net of bench warrant cases) | | 71.2% | 687 | 67.5% | 3.7% |
| Trial | Collapse Rate at Trial ² | | 72.3% | 107 | 70.0% | 2.3% |

| Cases Pending ³ as of December 31, 2020 | | Percent | Cases ¹ | Cases in the Pre-Trial Phase ⁴ | Cases in the Trial Phase ⁵ (including preliminary hearing) |
|--|----------------|---------------|--------------------|---|---|
| Age of All Pending Cases⁶ | 0-8 months | 78.8% | 1,669 | 1,646 | 23 |
| | 8-10 months | 6.1% | 130 | 123 | 7 |
| | 10-15 months | 8.3% | 175 | 143 | 32 |
| | 15-18 months | 2.6% | 55 | 32 | 23 |
| | Over 18 months | 4.2% | 88 | 54 | 34 |
| Total | | 100.0% | 2,117 | 1,998 | 119 |

**ONTARIO COURT OF JUSTICE CRIMINAL MODERNIZATION COMMITTEE
NORTH BAY DASHBOARD¹⁹**

CASES RECEIVED⁷, DISPOSED⁸, AND PENDING³



Cases Received⁷ by Offence Group

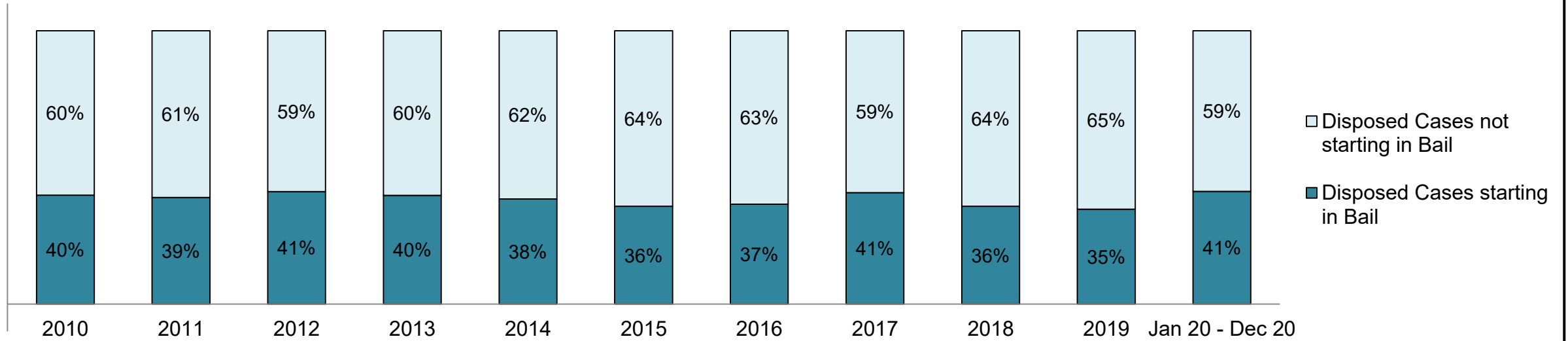
| Offence Group ⁹ | 2010 | 2011 | 2012 | 2013 | 2014 | 2015 | 2016 | 2017 | 2018 | 2019 | Jan 20 - Dec 20 |
|----------------------------|------|------|------|------|------|------|------|------|-------|-------|-----------------|
| Crimes Against The Person | 709 | 743 | 777 | 696 | 723 | 604 | 623 | 663 | 702 | 780 | 859 |
| Crimes Against Property | 673 | 741 | 559 | 524 | 497 | 500 | 515 | 471 | 548 | 639 | 584 |
| Administration of Justice | 796 | 807 | 764 | 650 | 731 | 720 | 702 | 833 | 1,071 | 1,113 | 852 |
| Other Criminal Code | 151 | 181 | 124 | 127 | 103 | 89 | 113 | 130 | 136 | 127 | 151 |
| Criminal Code Traffic | 256 | 166 | 210 | 188 | 192 | 167 | 177 | 149 | 147 | 184 | 202 |
| Federal Statute | 387 | 353 | 322 | 345 | 252 | 255 | 227 | 275 | 241 | 158 | 313 |

Cases Pending³ by Offence Group

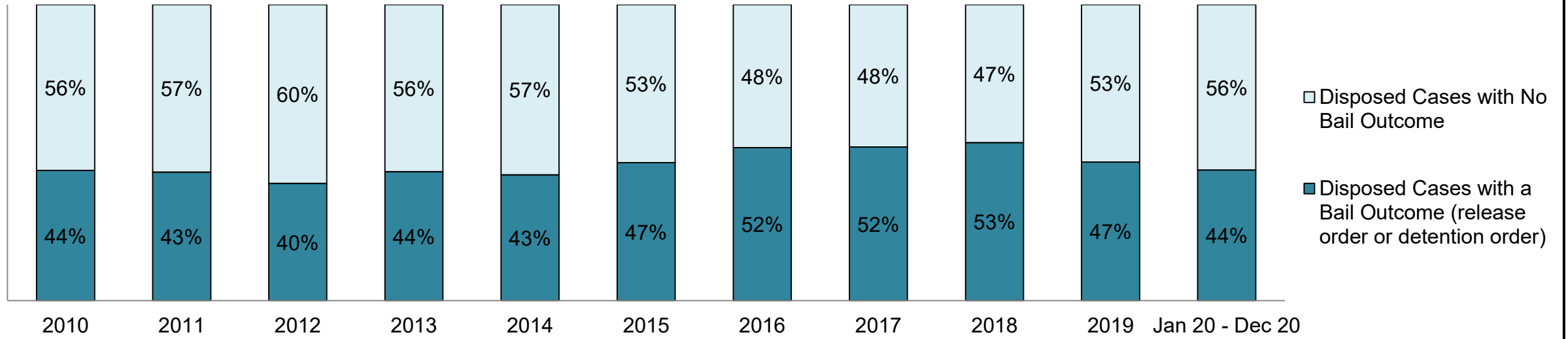
| Offence Group ⁹ | 2010 | 2011 | 2012 | 2013 | 2014 | 2015 | 2016 | 2017 | 2018 | 2019 | Jan 20 - Dec 20 |
|----------------------------|------|------|------|------|------|------|------|------|------|------|-----------------|
| Crimes Against The Person | 370 | 327 | 335 | 300 | 360 | 316 | 337 | 333 | 384 | 413 | 710 |
| Crimes Against Property | 260 | 271 | 177 | 163 | 196 | 201 | 206 | 193 | 246 | 280 | 387 |
| Administration of Justice | 162 | 152 | 165 | 114 | 167 | 148 | 201 | 226 | 299 | 332 | 477 |
| Other Criminal Code | 49 | 95 | 44 | 48 | 49 | 40 | 57 | 59 | 79 | 78 | 105 |
| Criminal Code Traffic | 133 | 89 | 105 | 103 | 103 | 101 | 119 | 102 | 100 | 115 | 202 |
| Federal Statute | 126 | 117 | 111 | 153 | 124 | 122 | 117 | 118 | 139 | 111 | 236 |

**ONTARIO COURT OF JUSTICE CRIMINAL MODERNIZATION COMMITTEE
NORTH BAY DASHBOARD¹⁹**

PERCENTAGE OF DISPOSED CASES⁸ STARTING IN BAIL

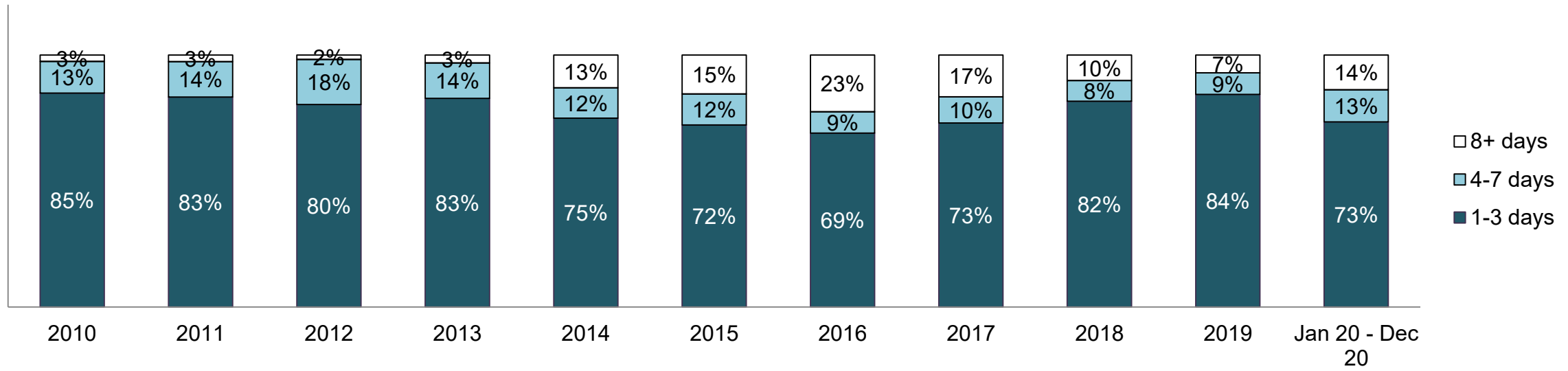


PERCENTAGE OF DISPOSED CASES⁸ STARTING IN BAIL BY BAIL OUTCOME

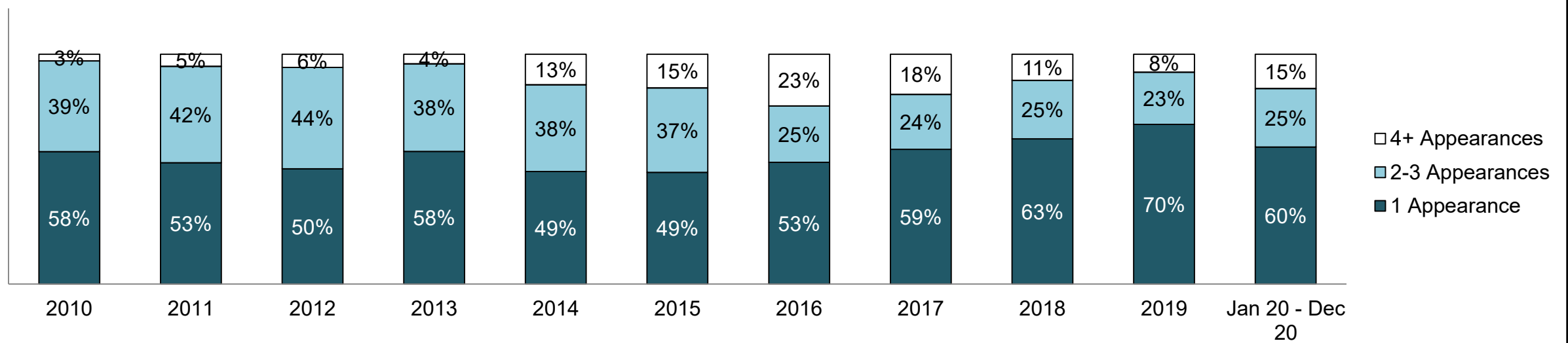


ONTARIO COURT OF JUSTICE CRIMINAL MODERNIZATION COMMITTEE NORTH BAY DASHBOARD¹⁹

PERCENTAGE OF BAIL CASES BY DAYS FROM FIRST BAIL APPEARANCE TO BAIL DISPOSITION

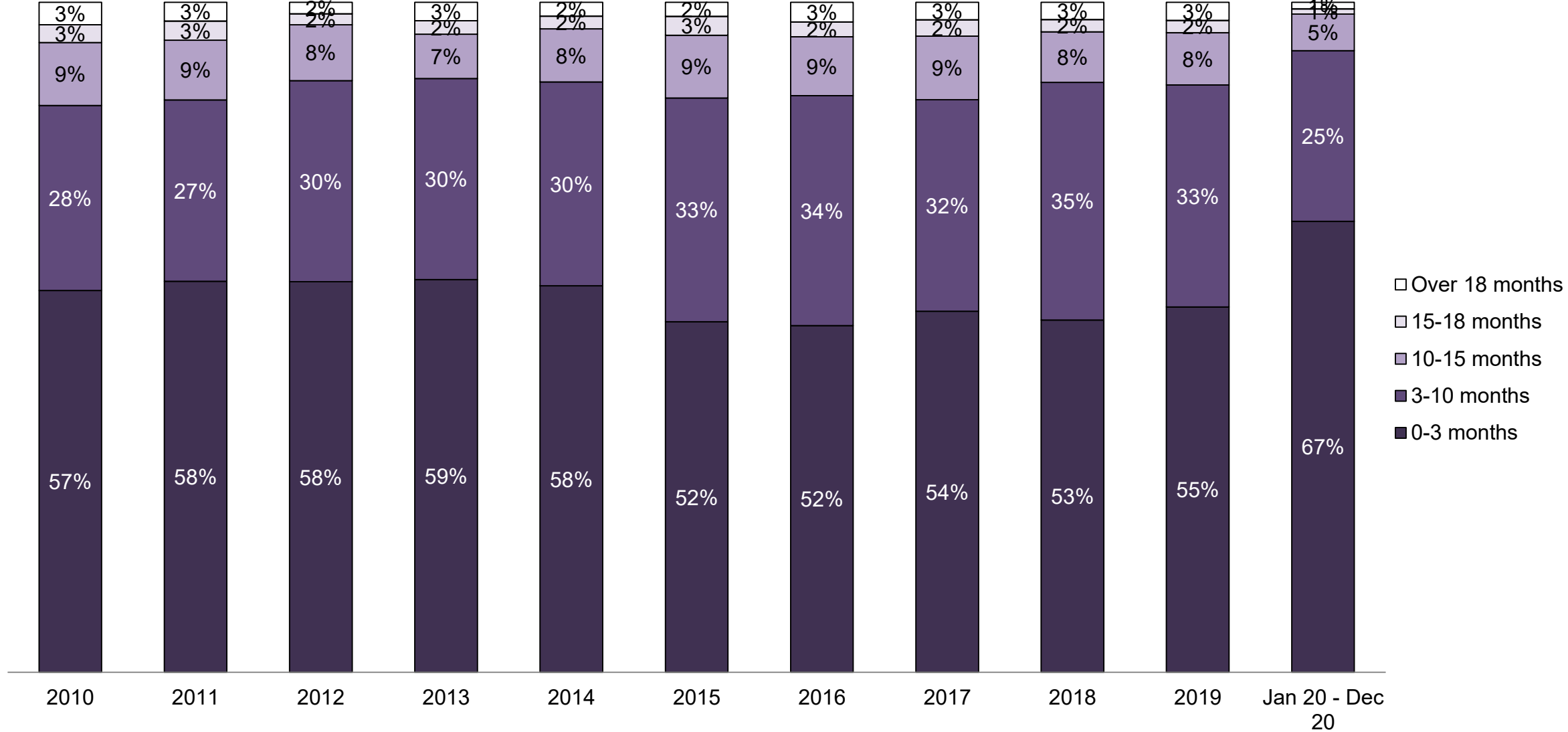


PERCENTAGE OF BAIL CASES BY NUMBER OF APPEARANCES FROM FIRST BAIL APPEARANCE TO BAIL DISPOSITION

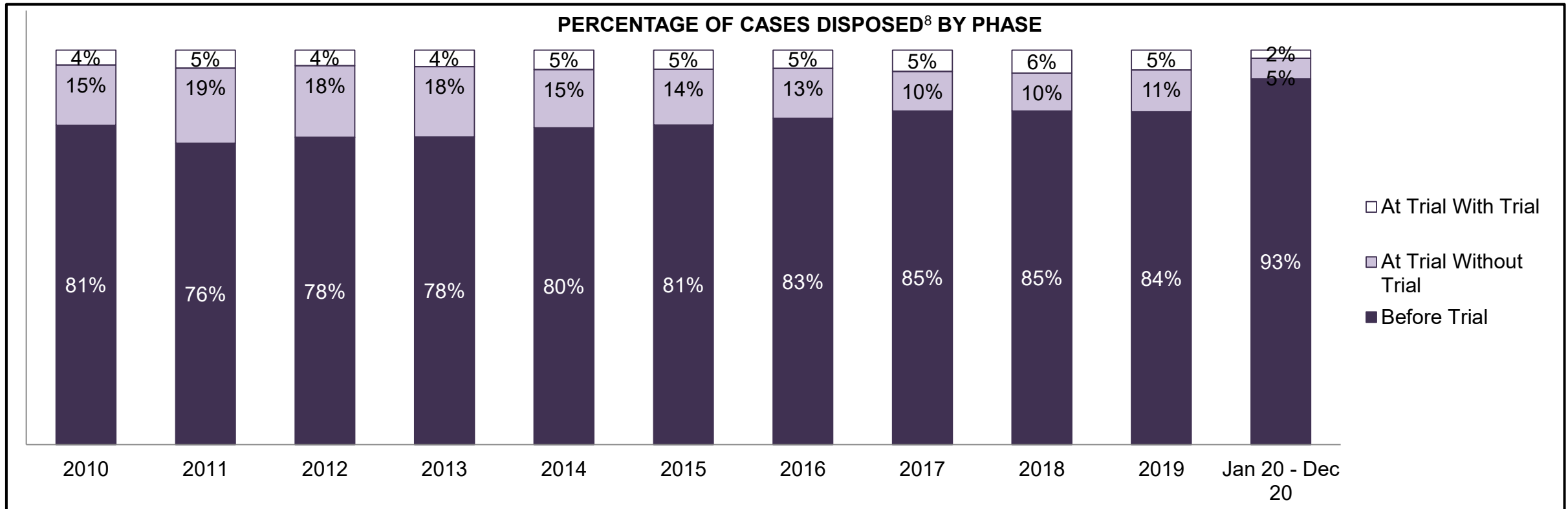


**ONTARIO COURT OF JUSTICE CRIMINAL MODERNIZATION COMMITTEE
NORTH BAY DASHBOARD¹⁹**

PERCENTAGE OF DISPOSED CASES⁸ BY MONTHS TO DISPOSITION¹⁰



**ONTARIO COURT OF JUSTICE CRIMINAL MODERNIZATION COMMITTEE
NORTH BAY DASHBOARD¹⁹**

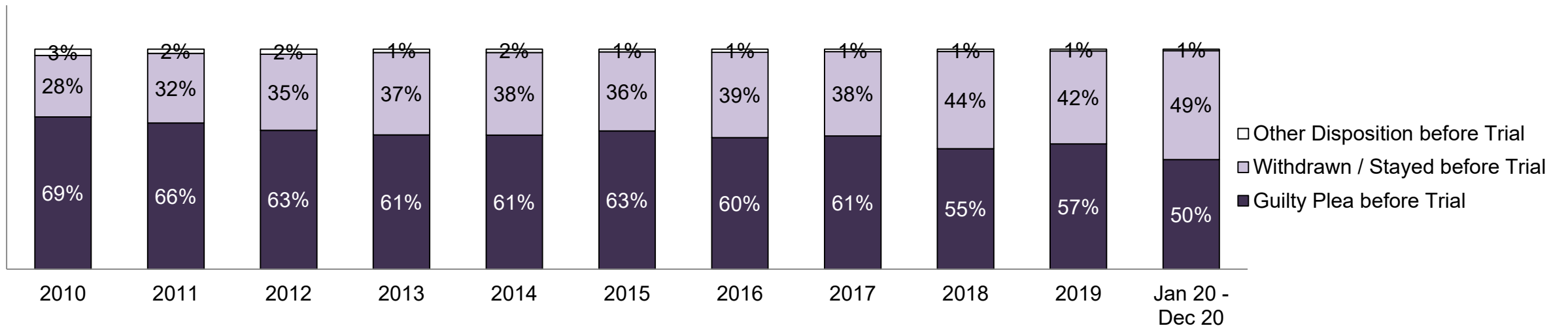


Cases Disposed⁸ by Phase and Percentage of In-Custody¹¹, Out-of-Custody¹² Cases at Case Disposition

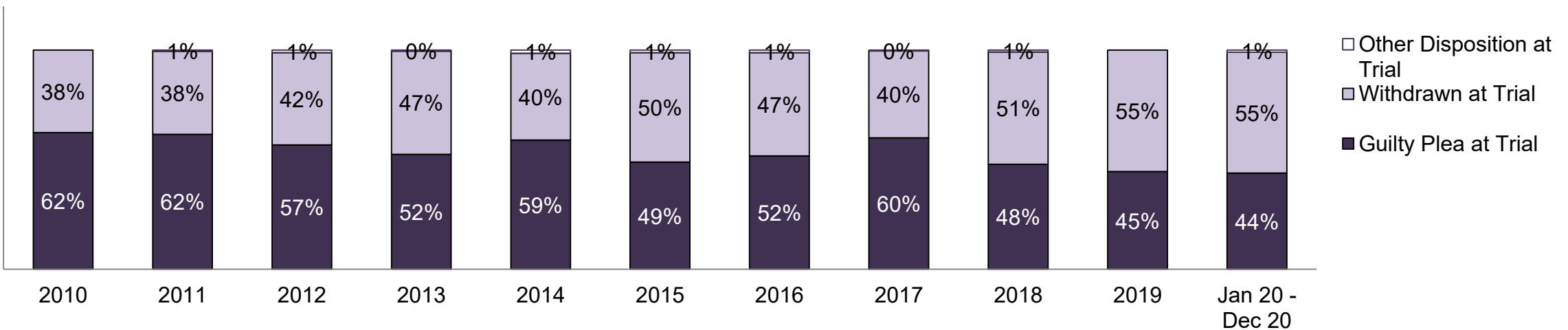
| Phases | 2010 | 2011 | 2012 | 2013 | 2014 | 2015 | 2016 | 2017 | 2018 | 2019 | Jan 20 - Dec 20 |
|-------------------------------|-------|-------|-------|-------|-------|-------|-------|-------|-------|-------|-----------------|
| At Trial With Trial | 112 | 132 | 110 | 109 | 116 | 112 | 98 | 133 | 141 | 131 | 41 |
| In-Custody | 18% | 18% | 21% | 17% | 24% | 12% | 21% | 22% | 15% | 23% | 37% |
| Out-of-Custody | 82% | 82% | 79% | 83% | 76% | 88% | 79% | 78% | 85% | 77% | 63% |
| At Trial Without Trial | 449 | 552 | 504 | 460 | 346 | 331 | 267 | 245 | 234 | 276 | 107 |
| In-Custody | 12% | 13% | 17% | 14% | 16% | 11% | 14% | 6% | 9% | 13% | 16% |
| Out-of-Custody | 88% | 87% | 83% | 86% | 84% | 89% | 86% | 94% | 91% | 87% | 84% |
| Before Trial | 2,388 | 2,211 | 2,164 | 2,021 | 1,887 | 1,889 | 1,751 | 2,074 | 2,055 | 2,197 | 1,880 |
| In-Custody | 27% | 27% | 30% | 29% | 27% | 24% | 22% | 23% | 19% | 20% | 27% |
| Out-of-Custody | 73% | 73% | 70% | 71% | 73% | 76% | 78% | 77% | 81% | 80% | 73% |

ONTARIO COURT OF JUSTICE CRIMINAL MODERNIZATION COMMITTEE NORTH BAY DASHBOARD¹⁹

PERCENTAGE OF CASES DISPOSED⁸ BEFORE TRIAL BY OUTCOME

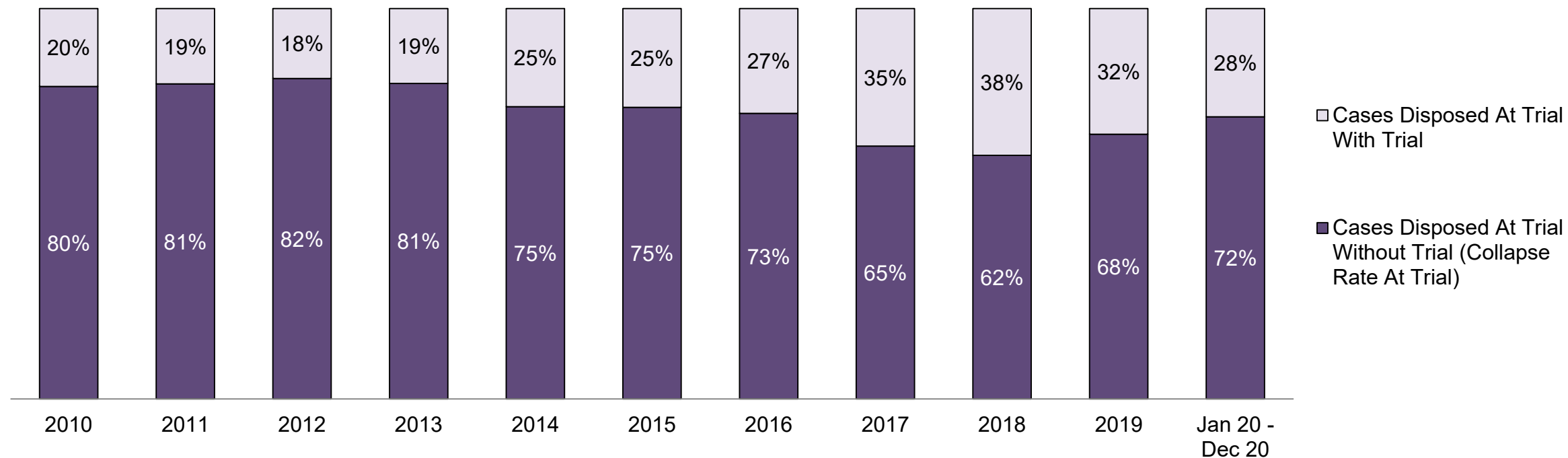


PERCENTAGE OF CASES DISPOSED⁸ AT TRIAL WITHOUT TRIAL (CASES COLLAPSED AT TRIAL) BY OUTCOME



ONTARIO COURT OF JUSTICE CRIMINAL MODERNIZATION COMMITTEE NORTH BAY DASHBOARD¹⁹

PERCENTAGE OF CASES DISPOSED⁸ BY PHASE FOR CASES SET FOR TRIAL¹³

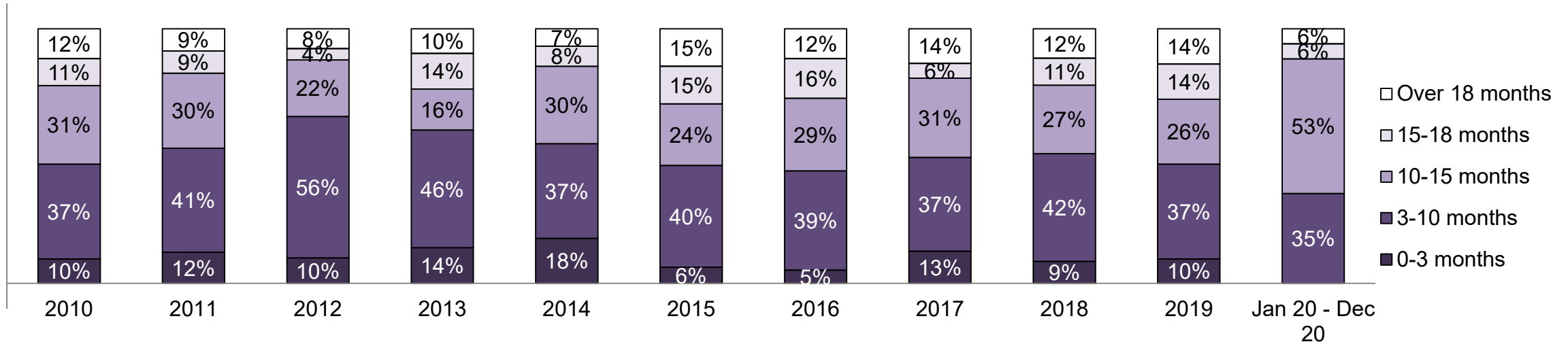


Percentage of Cases Disposed⁸ At Trial Without Trial (Collapse Rate At Trial²) by Offence Group At Disposition

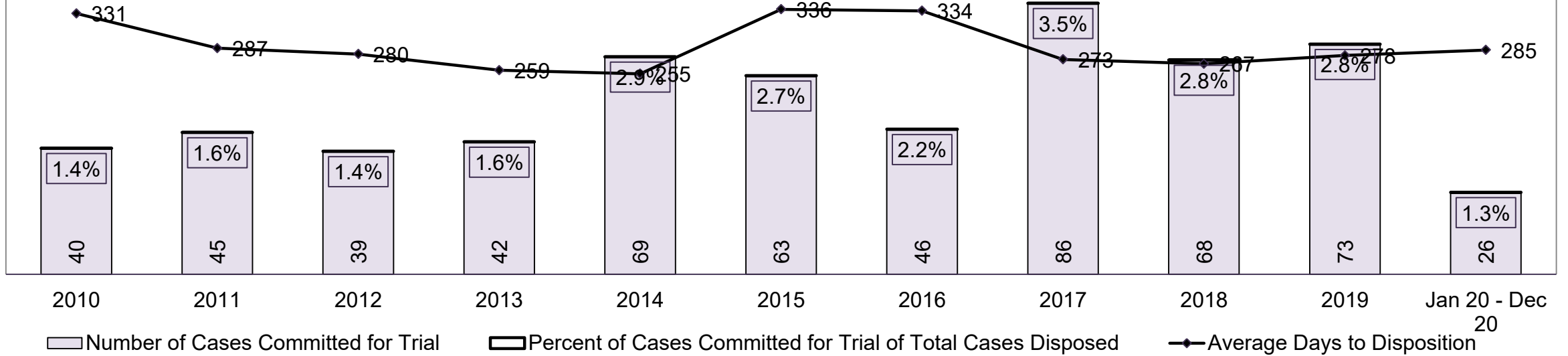
| Offence Group at Disposition ¹⁴ | 2010 | 2011 | 2012 | 2013 | 2014 | 2015 | 2016 | 2017 | 2018 | 2019 | Jan 20 - Dec 20 |
|--|-------------|-------------|-------------|-------------|-------------|-------------|-------------|-------------|-------------|-------------|-----------------|
| Crimes Against The Person | 38% | 40% | 39% | 41% | 38% | 40% | 40% | 37% | 40% | 41% | 41% |
| Crimes Against Property | 12% | 19% | 21% | 17% | 16% | 14% | 15% | 14% | 11% | 11% | 8% |
| Administration of Justice | 15% | 15% | 13% | 16% | 13% | 12% | 17% | 17% | 18% | 16% | 17% |
| Other Criminal Code | 5% | 5% | 8% | 5% | 5% | 4% | 3% | 5% | 5% | 8% | 9% |
| Criminal Code Traffic | 17% | 12% | 11% | 13% | 13% | 13% | 13% | 14% | 17% | 12% | 16% |
| Federal Statute | 13% | 9% | 7% | 8% | 14% | 17% | 12% | 12% | 9% | 13% | 9% |
| Total | 100% | 100% | 100% | 100% | 100% | 100% | 100% | 100% | 100% | 100% | 100% |

ONTARIO COURT OF JUSTICE CRIMINAL MODERNIZATION COMMITTEE NORTH BAY DASHBOARD¹⁹

PERCENTAGE OF CASES DISPOSED⁸ AT TRIAL WITH TRIAL BY MONTHS TO DISPOSITION¹⁰

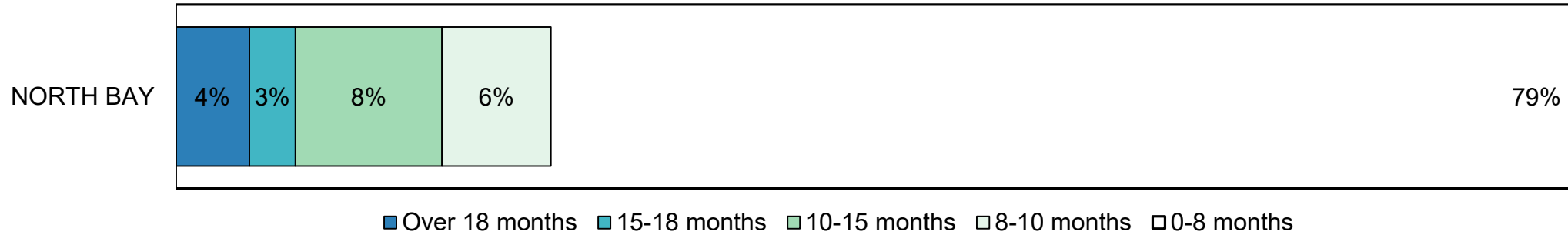


NUMBER, PERCENTAGE, & AVERAGE DAYS TO DISPOSITION¹⁵ OF CASES COMMITTED FOR TRIAL¹⁶ OF TOTAL CASES DISPOSED⁸



**ONTARIO COURT OF JUSTICE CRIMINAL MODERNIZATION COMMITTEE
NORTH BAY DASHBOARD¹⁹
CASES PENDING AS OF DECEMBER 31, 2020**

PERCENTAGE OF PENDING CASES³ BY PENDING AGE⁶



Pending Cases³ by Pending Age⁶ and Percentage of Pending Cases In-Custody¹⁷ and Out-of-Custody¹⁸

| Court Location | Over 18 months | 15-18 months | 10-15 months | 8-10 months | 0-8 months | Total |
|------------------|----------------|--------------|--------------|-------------|------------|--------------|
| NORTH BAY | 88 | 55 | 175 | 130 | 1,669 | 2,117 |
| In-Custody | ■ 14% | ■ 20% | ■ 24% | ■ 21% | □ 17% | 18% |
| Out-of-Custody | ■ 86% | ■ 80% | ■ 76% | ■ 79% | □ 83% | 82% |

PENDING CASES³ BY PHASE: 15-18 MONTHS⁶



PENDING CASES³ BY PHASE: OVER 18 MONTHS⁶

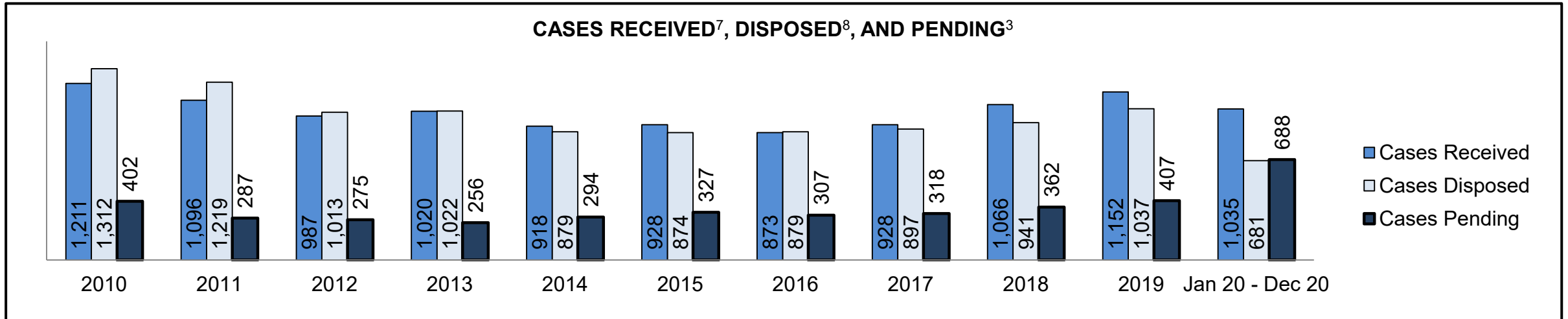


**ONTARIO COURT OF JUSTICE CRIMINAL MODERNIZATION COMMITTEE
PARRY SOUND DASHBOARD¹⁹**

| Key Metric | | Jan 20 - Dec 20 | | 2014 Baseline Median* | Change from 2014 Baseline Median | |
|------------------------------------|---|-------------------------------------|--------------------|-----------------------|----------------------------------|--------|
| | | Percent | Cases ¹ | | | |
| Bail | Disposed cases that began in the Bail Phase | | 22.6% | 154 | 33.5% | -10.9% |
| | Bail cases with a bail outcome (release order or detention order) | Total | 48.7% | 75 | 50.7% | -2.0% |
| | | Bail Disposition with 1 appearance | 57.3% | 43 | 52.9% | 4.5% |
| | | Bail Disposition in 1-3 days | 73.3% | 55 | 73.8% | -0.4% |
| | Bail cases with no bail disposition but with a case disposition | Total | 51.3% | 79 | 49.3% | 2.0% |
| | | Case disposition in 1-3 appearances | 31.6% | 25 | 33.4% | -1.7% |
| | | Case disposition in 0-3 months | 64.6% | 51 | 77.3% | -12.7% |
| Case disposition rate before trial | | 97.5% | 77 | 91.8% | 5.6% | |
| Before Trial | Disposition rate (includes bail cases with case dispositions) | | 94.7% | 645 | 85.7% | 9.0% |
| | Disposed within 1-3 appearances (net of bench warrant cases) | | 55.5% | 201 | 47.2% | 8.3% |
| | Disposed within 0-3 months (net of bench warrant cases) | | 64.6% | 234 | 62.6% | 2.1% |
| Trial | Collapse Rate at Trial ² | | 66.7% | 24 | 66.9% | -0.2% |

| Cases Pending ³ as of December 31, 2020 | | Percent | Cases ¹ | Cases in the Pre-Trial Phase ⁴ | Cases in the Trial Phase ⁵ (including preliminary hearing) |
|--|----------------|---------------|--------------------|---|---|
| Age of All Pending Cases ⁶ | 0-8 months | 82.6% | 568 | 563 | 5 |
| | 8-10 months | 7.3% | 50 | 47 | 3 |
| | 10-15 months | 6.3% | 43 | 32 | 11 |
| | 15-18 months | 1.7% | 12 | 11 | 1 |
| | Over 18 months | 2.2% | 15 | 9 | 6 |
| Total | | 100.0% | 688 | 662 | 26 |

**ONTARIO COURT OF JUSTICE CRIMINAL MODERNIZATION COMMITTEE
PARRY SOUND DASHBOARD¹⁹**



Cases Received⁷ by Offence Group

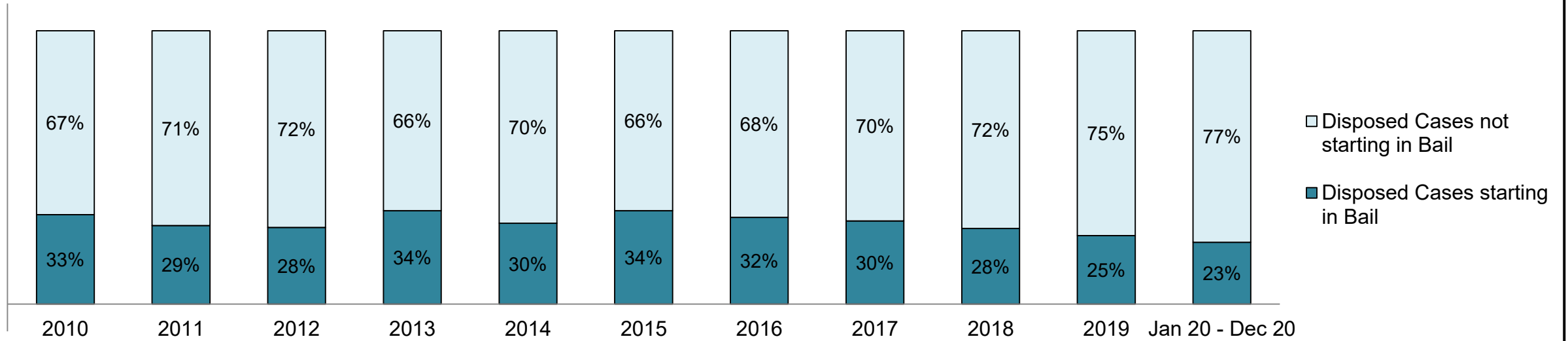
| Offence Group ⁹ | 2010 | 2011 | 2012 | 2013 | 2014 | 2015 | 2016 | 2017 | 2018 | 2019 | Jan 20 - Dec 20 |
|----------------------------|------|------|------|------|------|------|------|------|------|------|-----------------|
| Crimes Against The Person | 267 | 268 | 264 | 279 | 243 | 272 | 216 | 250 | 279 | 286 | 274 |
| Crimes Against Property | 261 | 201 | 187 | 181 | 125 | 162 | 147 | 158 | 254 | 227 | 225 |
| Administration of Justice | 287 | 257 | 177 | 207 | 234 | 181 | 267 | 243 | 287 | 361 | 261 |
| Other Criminal Code | 68 | 75 | 69 | 49 | 62 | 58 | 30 | 49 | 40 | 53 | 53 |
| Criminal Code Traffic | 139 | 130 | 136 | 117 | 101 | 91 | 92 | 128 | 121 | 144 | 169 |
| Federal Statute | 189 | 165 | 154 | 187 | 153 | 164 | 121 | 100 | 85 | 81 | 53 |

Cases Pending³ by Offence Group

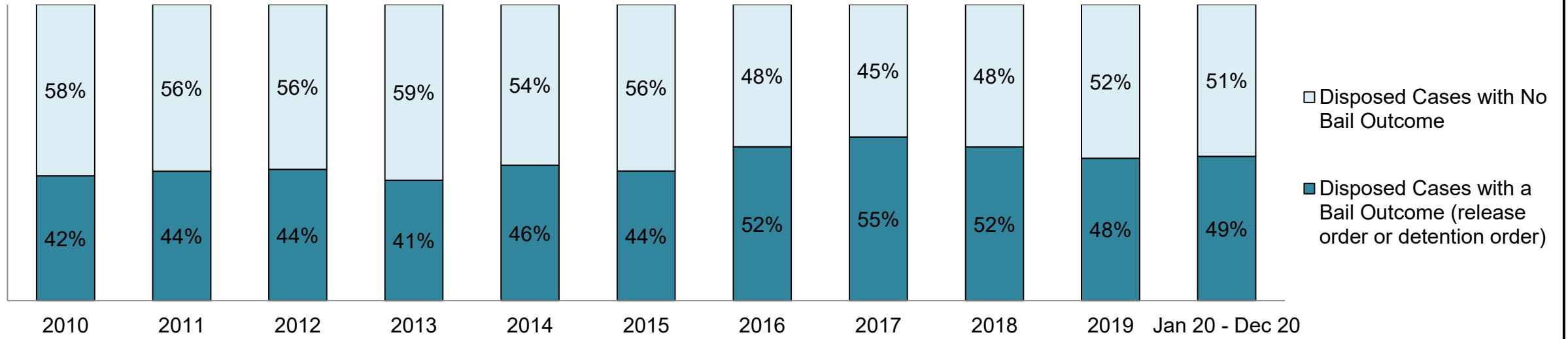
| Offence Group ⁹ | 2010 | 2011 | 2012 | 2013 | 2014 | 2015 | 2016 | 2017 | 2018 | 2019 | Jan 20 - Dec 20 |
|----------------------------|------|------|------|------|------|------|------|------|------|------|-----------------|
| Crimes Against The Person | 81 | 68 | 78 | 83 | 83 | 116 | 107 | 95 | 121 | 122 | 225 |
| Crimes Against Property | 81 | 42 | 50 | 53 | 38 | 55 | 43 | 73 | 91 | 79 | 141 |
| Administration of Justice | 55 | 33 | 30 | 22 | 54 | 46 | 53 | 44 | 62 | 83 | 125 |
| Other Criminal Code | 19 | 35 | 24 | 11 | 22 | 18 | 8 | 17 | 12 | 23 | 44 |
| Criminal Code Traffic | 61 | 37 | 36 | 33 | 33 | 36 | 49 | 58 | 53 | 59 | 118 |
| Federal Statute | 105 | 72 | 57 | 54 | 64 | 56 | 47 | 31 | 23 | 41 | 35 |

**ONTARIO COURT OF JUSTICE CRIMINAL MODERNIZATION COMMITTEE
PARRY SOUND DASHBOARD¹⁹**

PERCENTAGE OF DISPOSED CASES⁸ STARTING IN BAIL

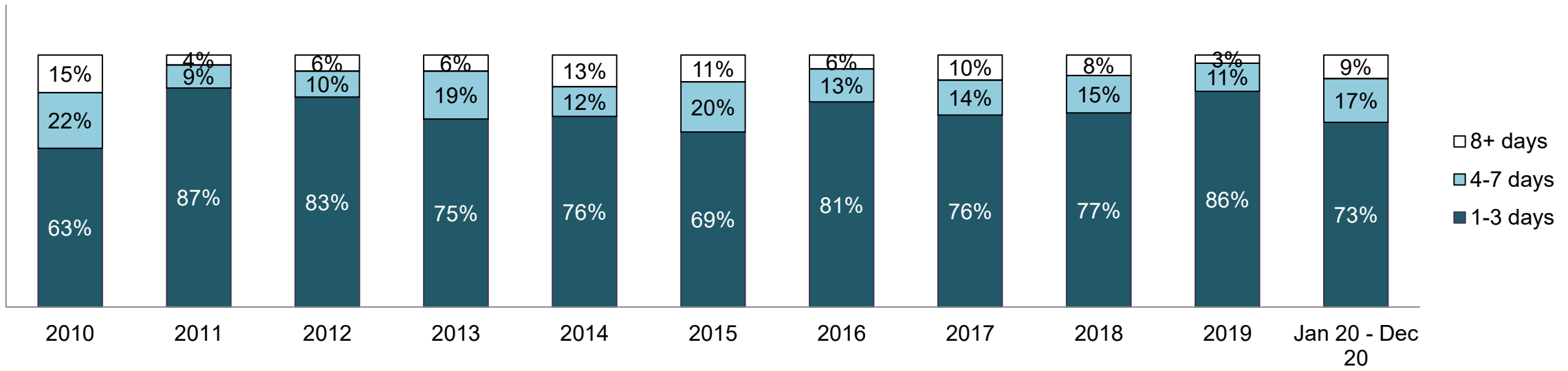


PERCENTAGE OF DISPOSED CASES⁸ STARTING IN BAIL BY BAIL OUTCOME

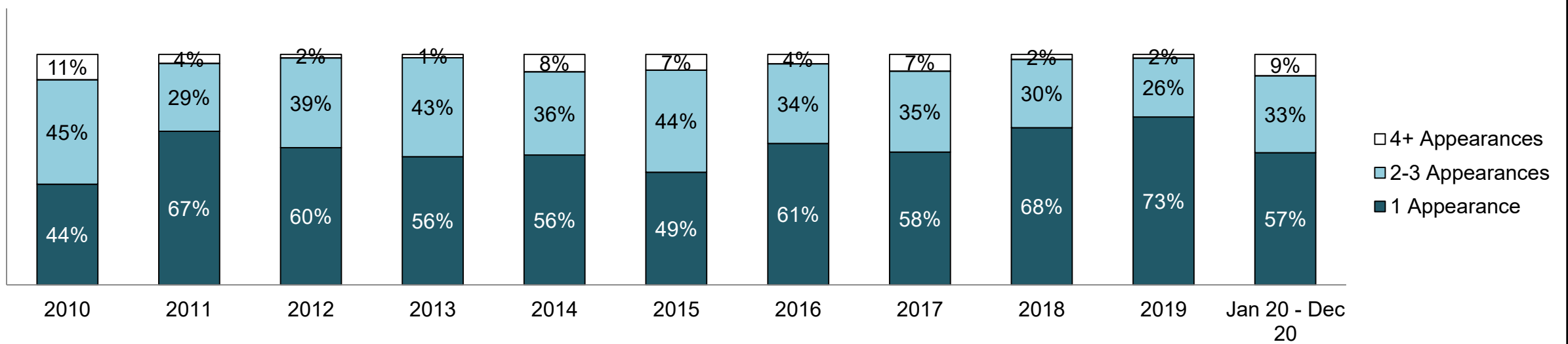


ONTARIO COURT OF JUSTICE CRIMINAL MODERNIZATION COMMITTEE PARRY SOUND DASHBOARD¹⁹

PERCENTAGE OF BAIL CASES BY DAYS FROM FIRST BAIL APPEARANCE TO BAIL DISPOSITION

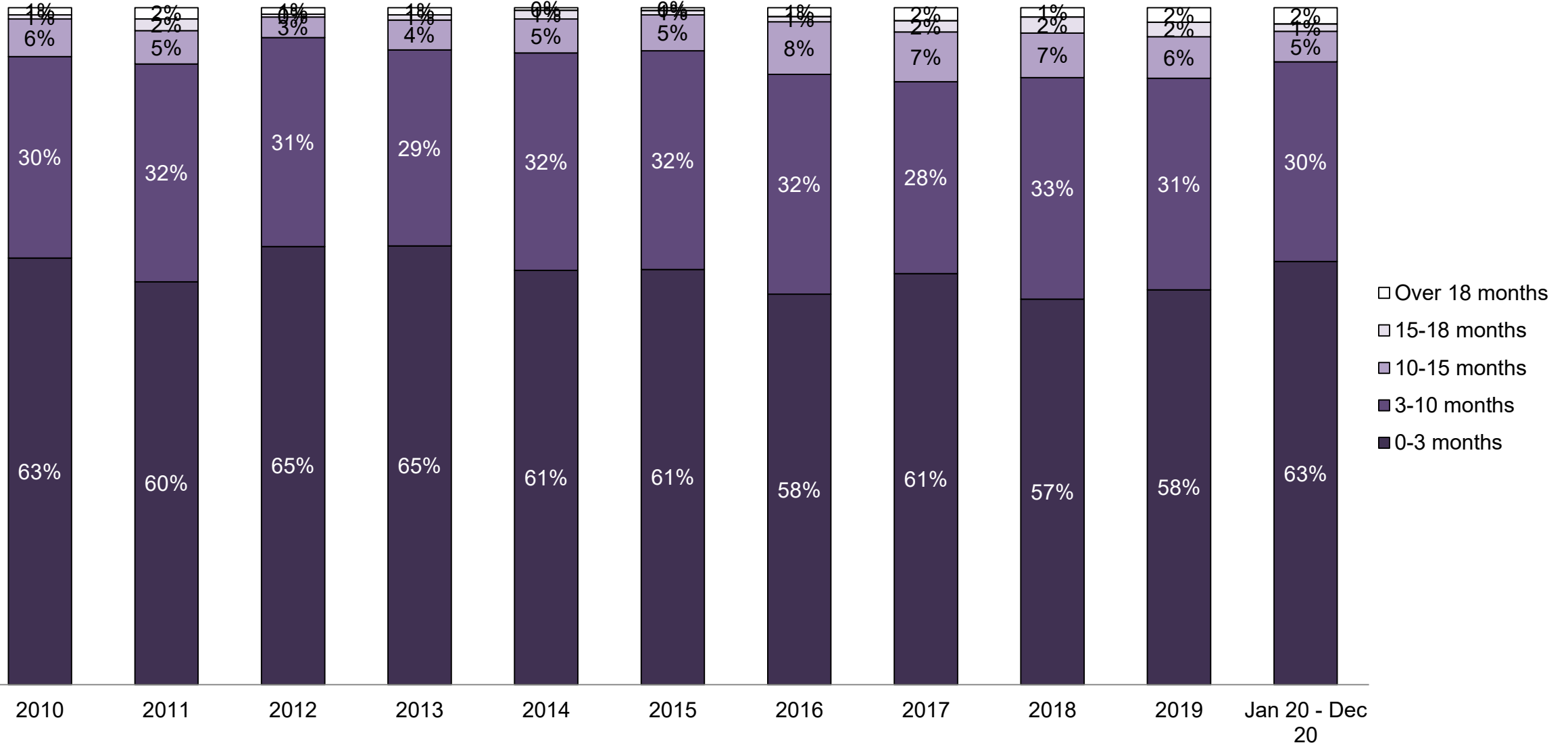


PERCENTAGE OF BAIL CASES BY NUMBER OF APPEARANCES FROM FIRST BAIL APPEARANCE TO BAIL DISPOSITION

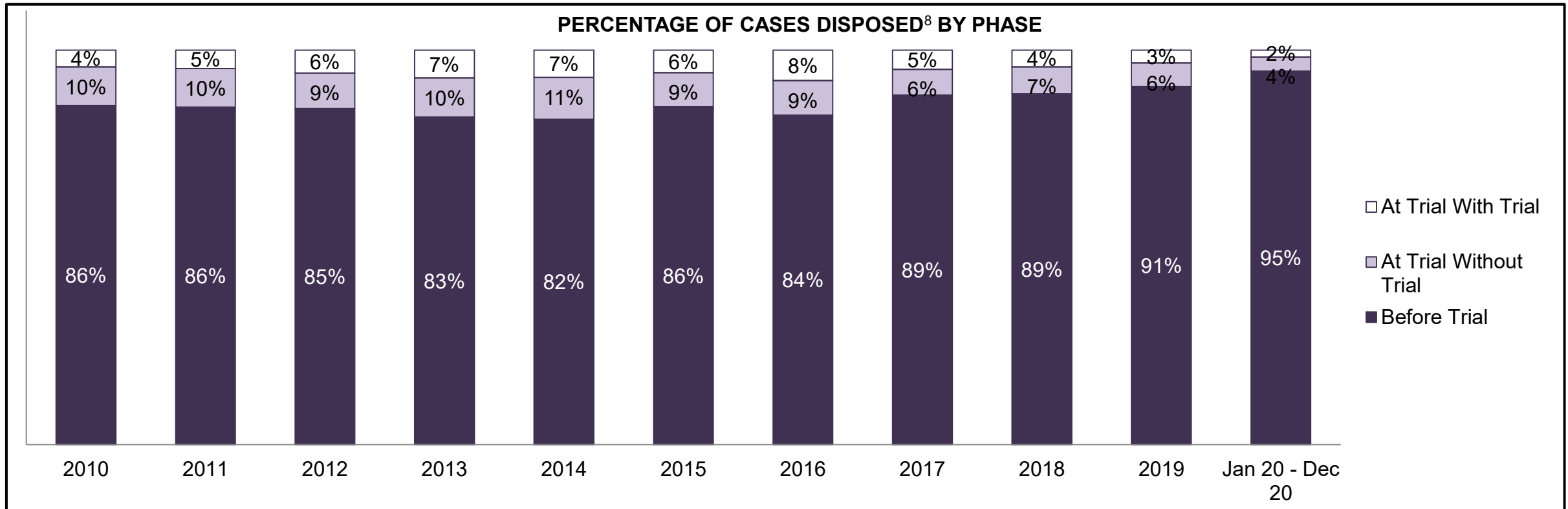


**ONTARIO COURT OF JUSTICE CRIMINAL MODERNIZATION COMMITTEE
PARRY SOUND DASHBOARD¹⁹**

PERCENTAGE OF DISPOSED CASES⁸ BY MONTHS TO DISPOSITION¹⁰



**ONTARIO COURT OF JUSTICE CRIMINAL MODERNIZATION COMMITTEE
PARRY SOUND DASHBOARD¹⁹**

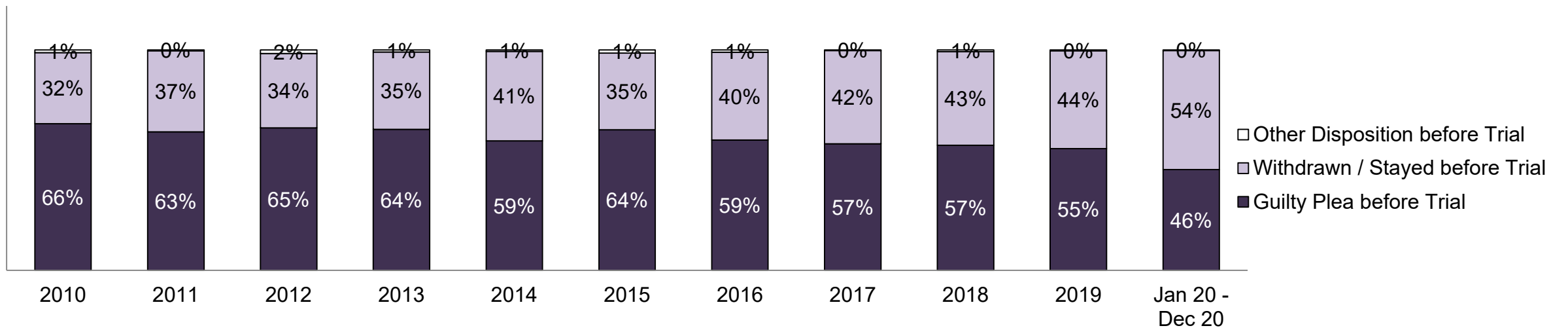


Cases Disposed⁸ by Phase and Percentage of In-Custody¹¹, Out-of-Custody¹² Cases at Case Disposition

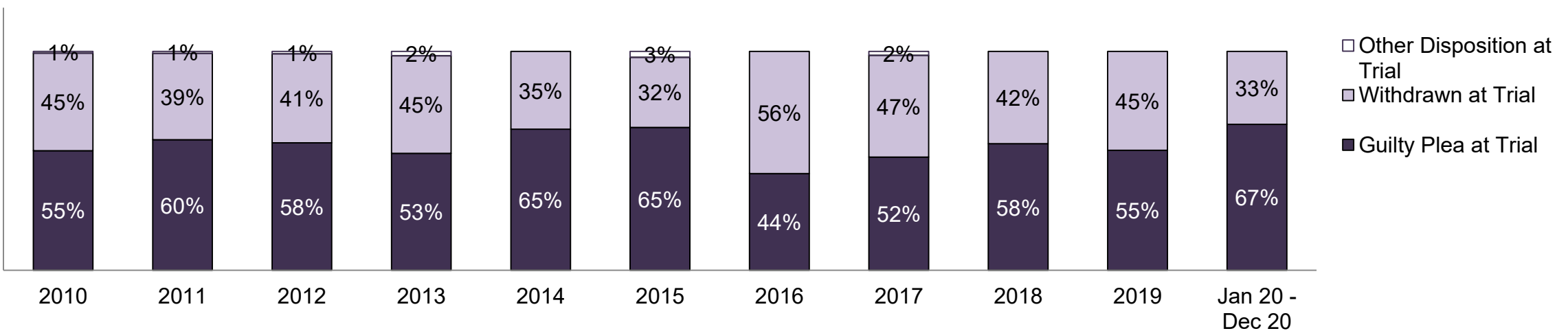
| Phases | 2010 | 2011 | 2012 | 2013 | 2014 | 2015 | 2016 | 2017 | 2018 | 2019 | Jan 20 - Dec 20 |
|-------------------------------|-------|-------|------|------|------|------|------|------|------|------|-----------------|
| At Trial With Trial | 56 | 57 | 59 | 72 | 61 | 50 | 68 | 44 | 40 | 34 | 12 |
| In-Custody | 14% | 9% | 19% | 11% | 23% | 26% | 9% | 5% | 8% | 12% | 17% |
| Out-of-Custody | 86% | 91% | 81% | 89% | 77% | 74% | 91% | 95% | 93% | 88% | 83% |
| At Trial Without Trial | 128 | 119 | 91 | 101 | 93 | 75 | 77 | 58 | 64 | 62 | 24 |
| In-Custody | 19% | 8% | 9% | 15% | 18% | 11% | 12% | 10% | 17% | 16% | 4% |
| Out-of-Custody | 81% | 92% | 91% | 85% | 82% | 89% | 88% | 90% | 83% | 84% | 96% |
| Before Trial | 1,128 | 1,043 | 863 | 849 | 725 | 749 | 734 | 795 | 837 | 941 | 645 |
| In-Custody | 23% | 20% | 19% | 26% | 20% | 24% | 19% | 17% | 15% | 14% | 14% |
| Out-of-Custody | 77% | 80% | 81% | 74% | 80% | 76% | 81% | 83% | 85% | 86% | 86% |

**ONTARIO COURT OF JUSTICE CRIMINAL MODERNIZATION COMMITTEE
PARRY SOUND DASHBOARD¹⁹**

PERCENTAGE OF CASES DISPOSED⁸ BEFORE TRIAL BY OUTCOME

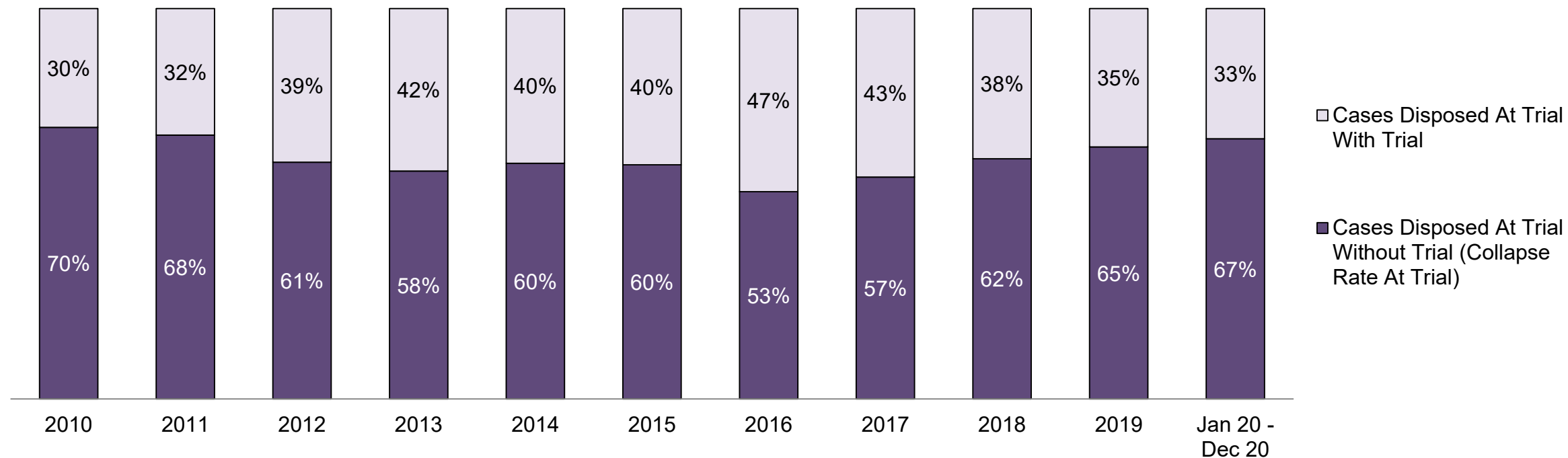


PERCENTAGE OF CASES DISPOSED⁸ AT TRIAL WITHOUT TRIAL (CASES COLLAPSED AT TRIAL) BY OUTCOME



ONTARIO COURT OF JUSTICE CRIMINAL MODERNIZATION COMMITTEE PARRY SOUND DASHBOARD¹⁹

PERCENTAGE OF CASES DISPOSED⁸ BY PHASE FOR CASES SET FOR TRIAL¹³

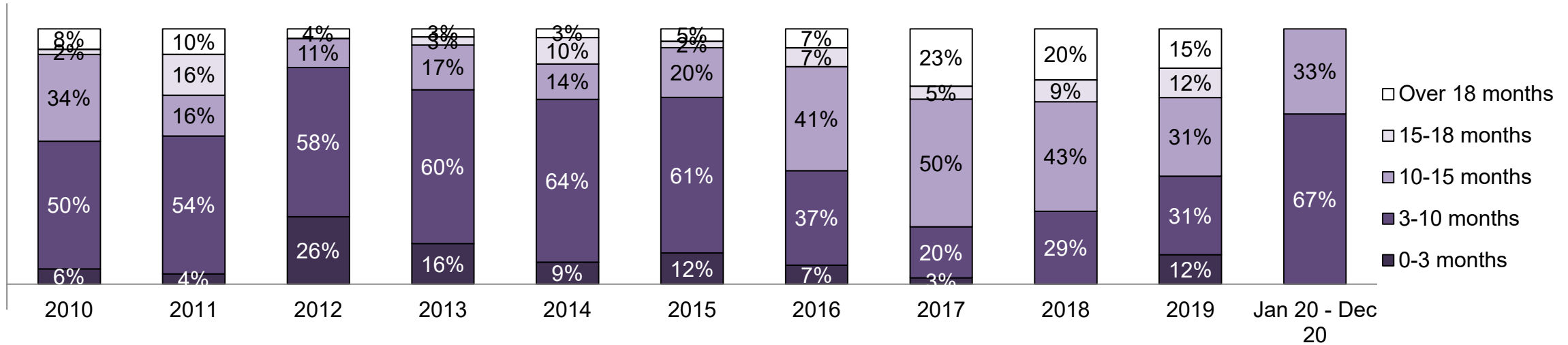


Percentage of Cases Disposed⁸ At Trial Without Trial (Collapse Rate At Trial²) by Offence Group At Disposition

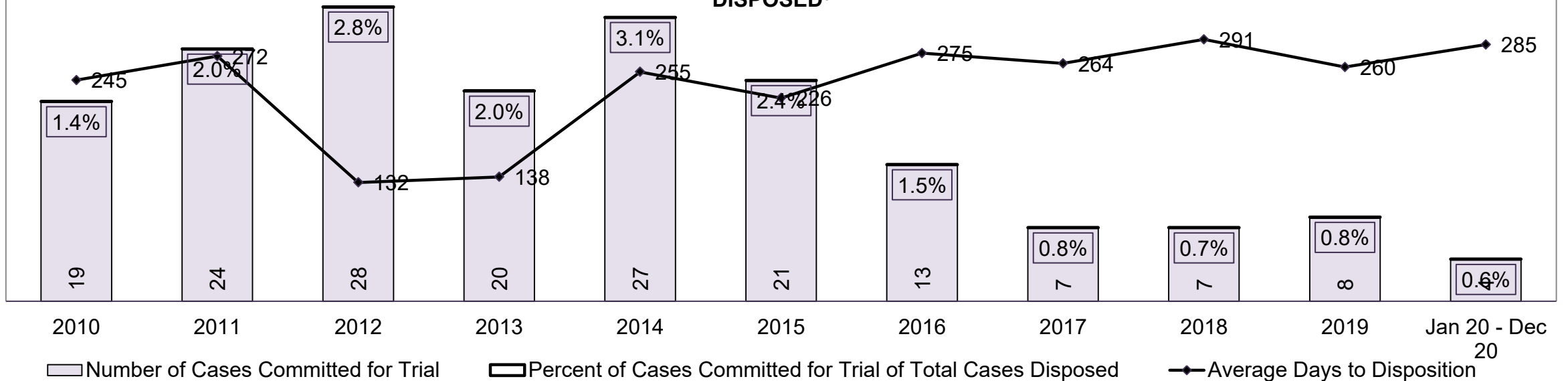
| Offence Group at Disposition ¹⁴ | 2010 | 2011 | 2012 | 2013 | 2014 | 2015 | 2016 | 2017 | 2018 | 2019 | Jan 20 - Dec 20 |
|--|-------------|-------------|-------------|-------------|-------------|-------------|-------------|-------------|-------------|-------------|-----------------|
| Crimes Against The Person | 28% | 25% | 24% | 33% | 41% | 34% | 45% | 37% | 44% | 41% | 33% |
| Crimes Against Property | 13% | 12% | 13% | 14% | 16% | 10% | 11% | 11% | 12% | 22% | 11% |
| Administration of Justice | 12% | 15% | 11% | 10% | 11% | 24% | 14% | 10% | 11% | 15% | 8% |
| Other Criminal Code | 1% | 7% | 8% | 9% | 4% | 6% | 8% | 4% | 3% | 2% | 0% |
| Criminal Code Traffic | 22% | 19% | 19% | 14% | 12% | 10% | 11% | 30% | 21% | 15% | 14% |
| Federal Statute | 25% | 22% | 26% | 20% | 16% | 16% | 12% | 8% | 10% | 6% | 33% |
| Total | 100% | 100% | 100% | 100% | 100% | 100% | 100% | 100% | 100% | 100% | 100% |

ONTARIO COURT OF JUSTICE CRIMINAL MODERNIZATION COMMITTEE PARRY SOUND DASHBOARD¹⁹

PERCENTAGE OF CASES DISPOSED⁸ AT TRIAL WITH TRIAL BY MONTHS TO DISPOSITION¹⁰



NUMBER, PERCENTAGE, & AVERAGE DAYS TO DISPOSITION¹⁵ OF CASES COMMITTED FOR TRIAL¹⁶ OF TOTAL CASES DISPOSED⁸



**ONTARIO COURT OF JUSTICE CRIMINAL MODERNIZATION COMMITTEE
PARRY SOUND DASHBOARD¹⁹
CASES PENDING AS OF DECEMBER 31, 2020**

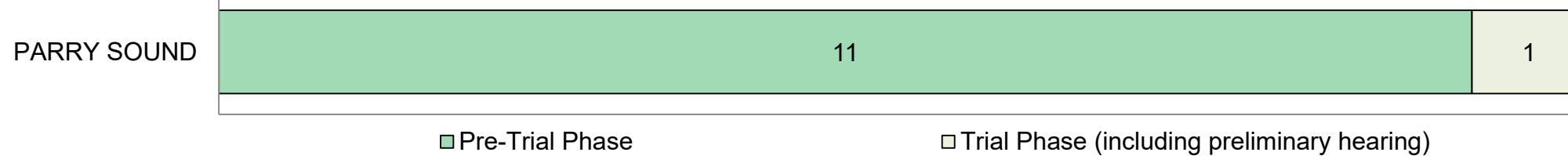
PERCENTAGE OF PENDING CASES³ BY PENDING AGE⁶



Pending Cases³ by Pending Age⁶ and Percentage of Pending Cases In-Custody¹⁷ and Out-of-Custody¹⁸

| Court Location | Over 18 months | 15-18 months | 10-15 months | 8-10 months | 0-8 months | Total |
|--------------------|----------------|--------------|--------------|-------------|------------|------------|
| PARRY SOUND | 15 | 12 | 43 | 50 | 568 | 688 |
| In-Custody | 0% | 0% | 5% | 4% | 5% | 5% |
| Out-of-Custody | 100% | 100% | 95% | 96% | 95% | 95% |

PENDING CASES³ BY PHASE: 15-18 MONTHS⁶



PENDING CASES³ BY PHASE: OVER 18 MONTHS⁶

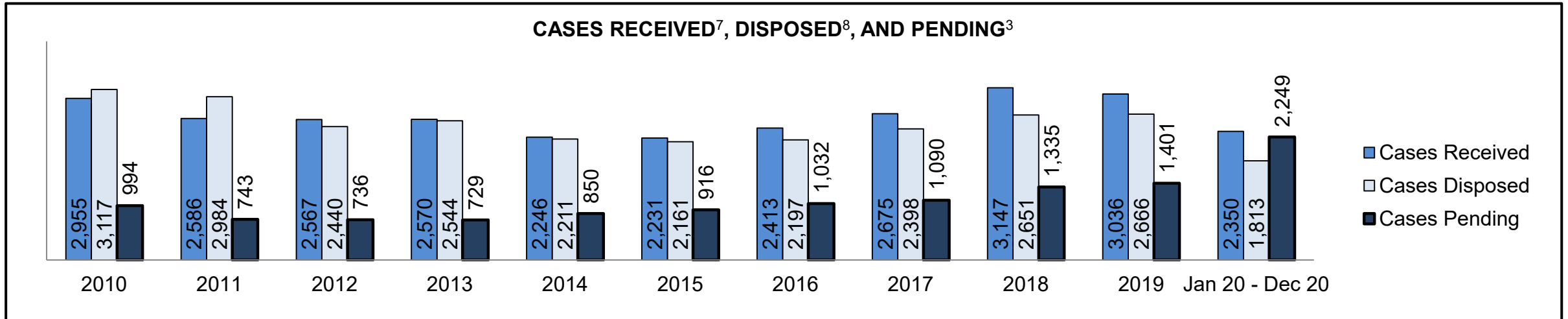


**ONTARIO COURT OF JUSTICE CRIMINAL MODERNIZATION COMMITTEE
SAULT STE. MARIE DASHBOARD¹⁹**

| Key Metric | | Jan 20 - Dec 20 | | 2014 Baseline Median* | Change from 2014 Baseline Median | |
|--------------|---|-------------------------------------|--------------------|-----------------------|----------------------------------|--------|
| | | Percent | Cases ¹ | | | |
| Bail | Disposed cases that began in the Bail Phase | | 47.3% | 858 | 42.6% | 4.8% |
| | Bail cases with a bail outcome (release order or detention order) | Total | 52.1% | 447 | 47.8% | 4.3% |
| | | Bail Disposition with 1 appearance | 44.7% | 200 | 48.8% | -4.1% |
| | | Bail Disposition in 1-3 days | 60.2% | 269 | 72.1% | -12.0% |
| | Bail cases with no bail disposition but with a case disposition | Total | 47.9% | 411 | 52.2% | -4.3% |
| | | Case disposition in 1-3 appearances | 10.2% | 42 | 35.3% | -25.1% |
| | | Case disposition in 0-3 months | 45.5% | 187 | 81.3% | -35.8% |
| | | Case disposition rate before trial | 91.5% | 376 | 90.5% | 1.0% |
| Before Trial | Disposition rate (includes bail cases with case dispositions) | | 91.8% | 1,664 | 82.9% | 8.8% |
| | Disposed within 1-3 appearances (net of bench warrant cases) | | 27.0% | 224 | 39.0% | -12.0% |
| | Disposed within 0-3 months (net of bench warrant cases) | | 53.7% | 445 | 67.5% | -13.8% |
| Trial | Collapse Rate at Trial ² | | 64.4% | 96 | 70.0% | -5.5% |

| Cases Pending ³ as of December 31, 2020 | | Percent | Cases ¹ | Cases in the Pre-Trial Phase ⁴ | Cases in the Trial Phase ⁵ (including preliminary hearing) |
|--|----------------|---------------|--------------------|---|---|
| Age of All Pending Cases ⁶ | 0-8 months | 77.1% | 1,734 | 1,716 | 18 |
| | 8-10 months | 6.4% | 145 | 141 | 4 |
| | 10-15 months | 9.3% | 209 | 174 | 35 |
| | 15-18 months | 2.7% | 61 | 48 | 13 |
| | Over 18 months | 4.4% | 100 | 53 | 47 |
| Total | | 100.0% | 2,249 | 2,132 | 117 |

**ONTARIO COURT OF JUSTICE CRIMINAL MODERNIZATION COMMITTEE
SAULT STE. MARIE DASHBOARD¹⁹**



Cases Received⁷ by Offence Group

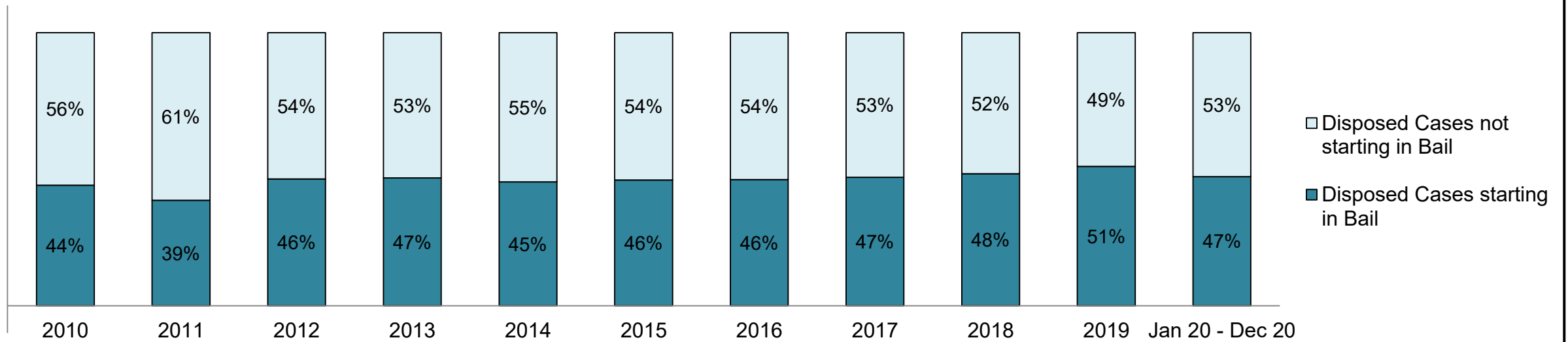
| Offence Group ⁹ | 2010 | 2011 | 2012 | 2013 | 2014 | 2015 | 2016 | 2017 | 2018 | 2019 | Jan 20 - Dec 20 |
|----------------------------|------|------|------|------|------|------|------|-------|-------|-------|-----------------|
| Crimes Against The Person | 824 | 744 | 732 | 757 | 694 | 626 | 599 | 635 | 674 | 642 | 624 |
| Crimes Against Property | 673 | 579 | 580 | 622 | 502 | 518 | 654 | 670 | 802 | 772 | 598 |
| Administration of Justice | 793 | 747 | 731 | 737 | 622 | 705 | 799 | 1,022 | 1,261 | 1,239 | 682 |
| Other Criminal Code | 108 | 119 | 104 | 87 | 89 | 85 | 79 | 87 | 133 | 135 | 129 |
| Criminal Code Traffic | 175 | 152 | 182 | 161 | 144 | 158 | 152 | 106 | 134 | 113 | 150 |
| Federal Statute | 382 | 245 | 238 | 206 | 195 | 139 | 130 | 155 | 143 | 135 | 167 |

Cases Pending³ by Offence Group

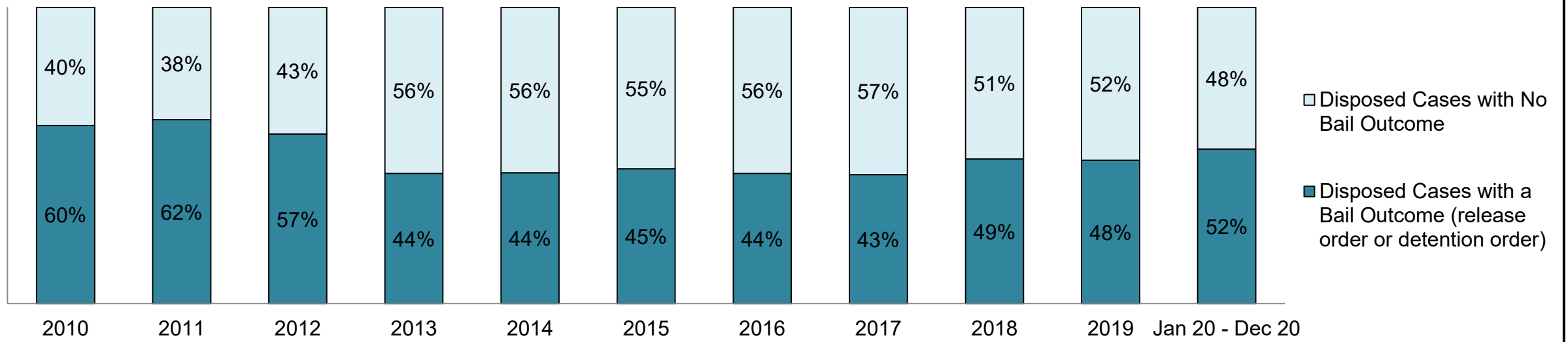
| Offence Group ⁹ | 2010 | 2011 | 2012 | 2013 | 2014 | 2015 | 2016 | 2017 | 2018 | 2019 | Jan 20 - Dec 20 |
|----------------------------|------|------|------|------|------|------|------|------|------|------|-----------------|
| Crimes Against The Person | 339 | 236 | 251 | 253 | 285 | 281 | 305 | 261 | 339 | 370 | 585 |
| Crimes Against Property | 204 | 173 | 168 | 176 | 191 | 205 | 248 | 283 | 331 | 348 | 539 |
| Administration of Justice | 190 | 139 | 138 | 140 | 179 | 219 | 252 | 336 | 443 | 459 | 716 |
| Other Criminal Code | 34 | 50 | 28 | 19 | 40 | 39 | 39 | 50 | 54 | 63 | 106 |
| Criminal Code Traffic | 89 | 53 | 65 | 58 | 61 | 77 | 81 | 57 | 67 | 77 | 134 |
| Federal Statute | 138 | 92 | 86 | 83 | 94 | 95 | 107 | 103 | 101 | 84 | 169 |

**ONTARIO COURT OF JUSTICE CRIMINAL MODERNIZATION COMMITTEE
SAULT STE. MARIE DASHBOARD¹⁹**

PERCENTAGE OF DISPOSED CASES⁸ STARTING IN BAIL

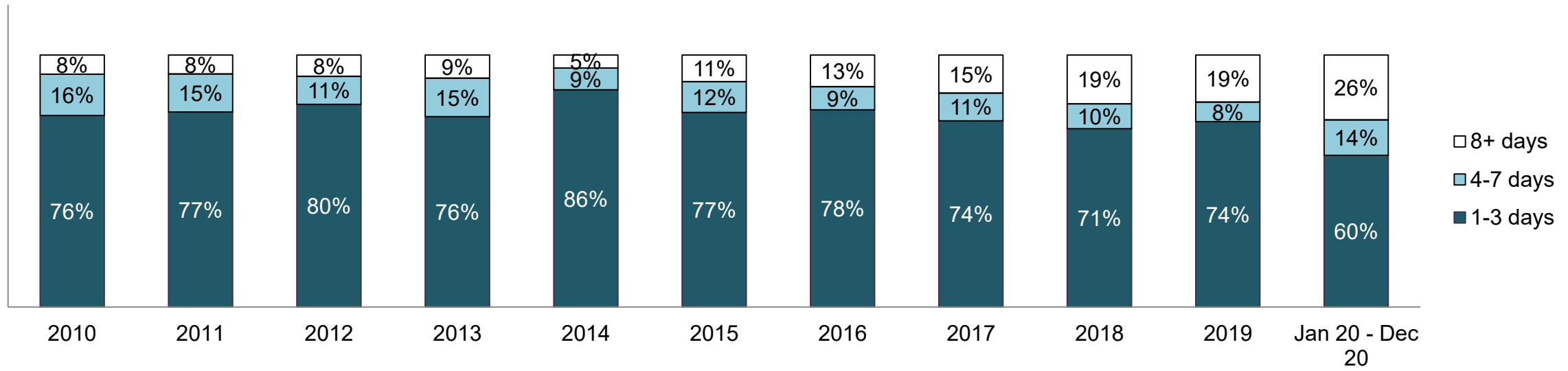


PERCENTAGE OF DISPOSED CASES⁸ STARTING IN BAIL BY BAIL OUTCOME

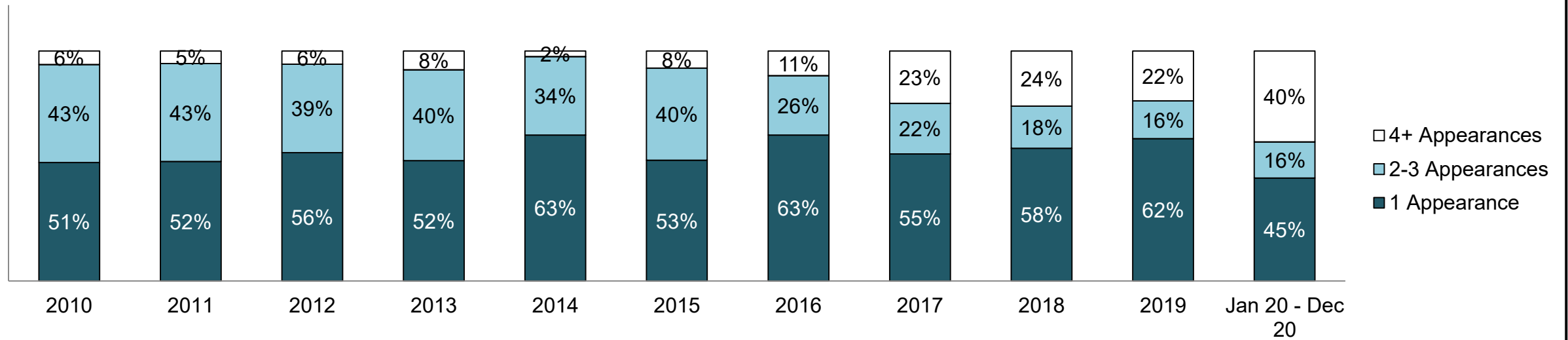


ONTARIO COURT OF JUSTICE CRIMINAL MODERNIZATION COMMITTEE SAULT STE. MARIE DASHBOARD¹⁹

PERCENTAGE OF BAIL CASES BY DAYS FROM FIRST BAIL APPEARANCE TO BAIL DISPOSITION

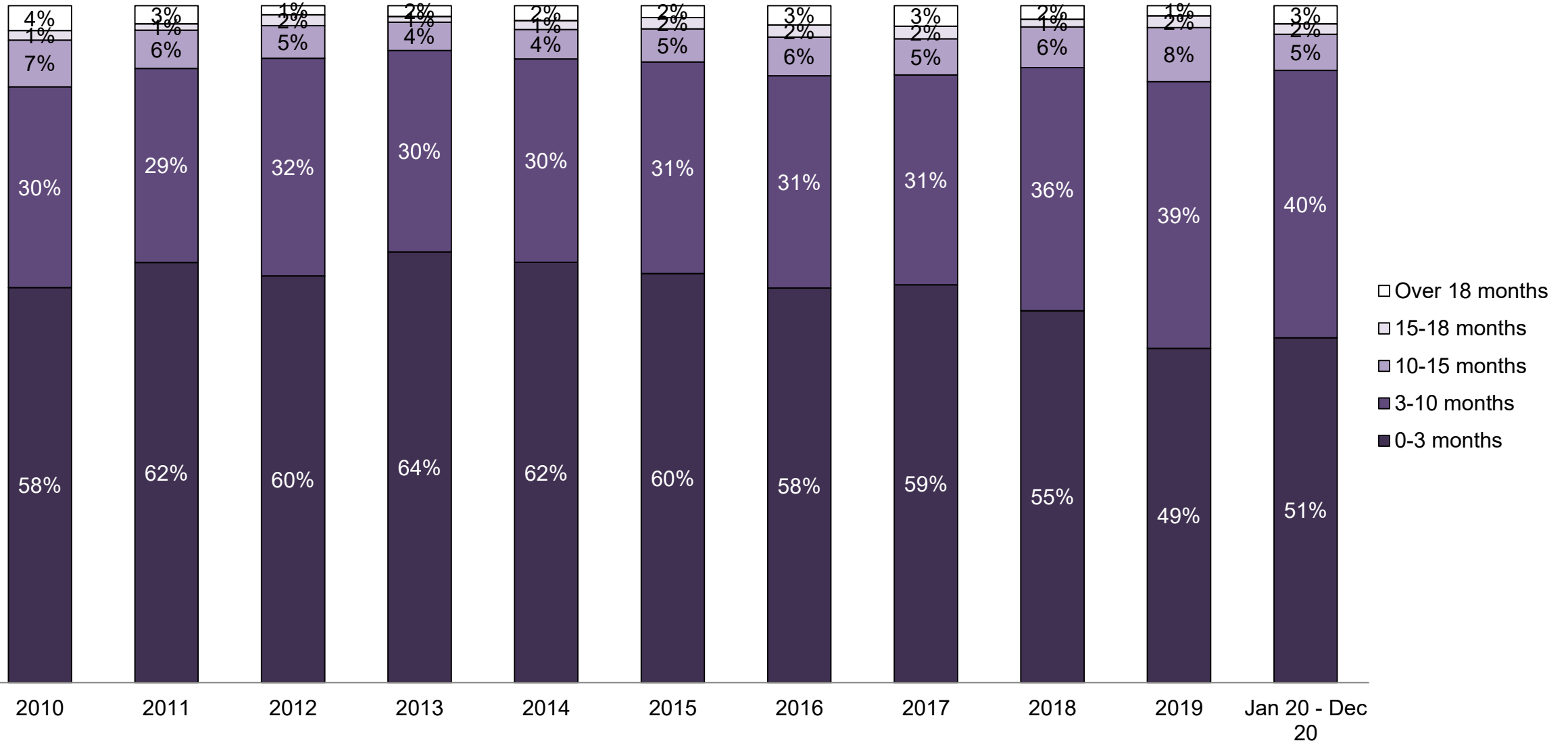


PERCENTAGE OF BAIL CASES BY NUMBER OF APPEARANCES FROM FIRST BAIL APPEARANCE TO BAIL DISPOSITION

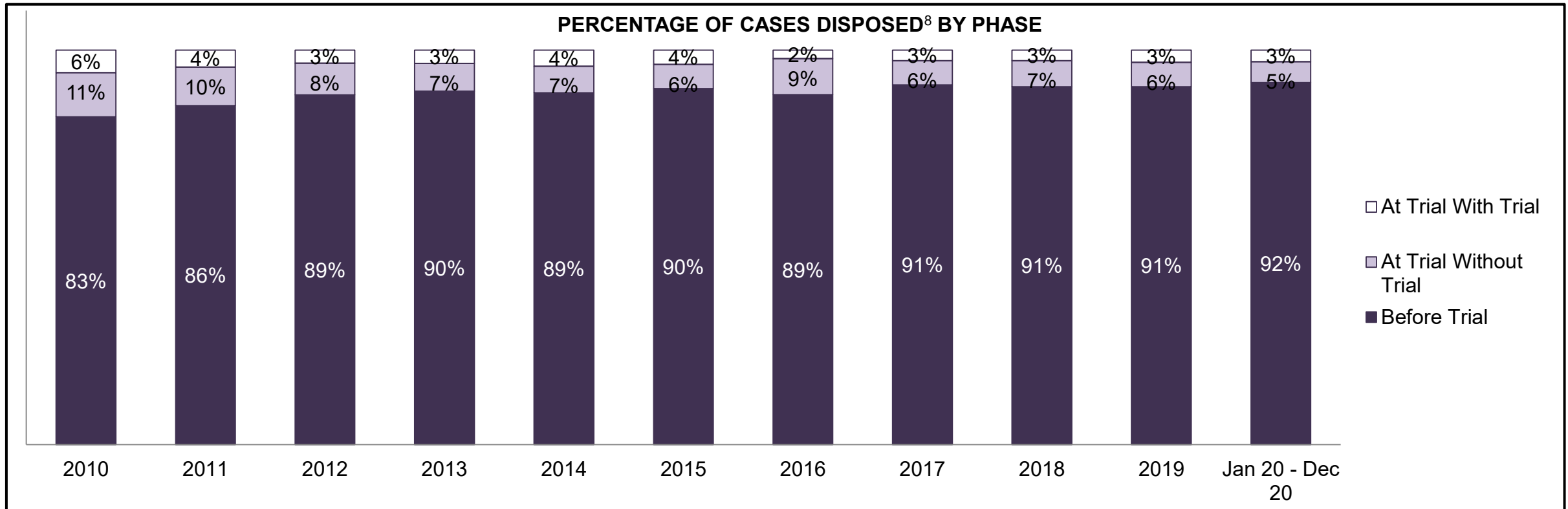


**ONTARIO COURT OF JUSTICE CRIMINAL MODERNIZATION COMMITTEE
SAULT STE. MARIE DASHBOARD¹⁹**

PERCENTAGE OF DISPOSED CASES⁸ BY MONTHS TO DISPOSITION¹⁰



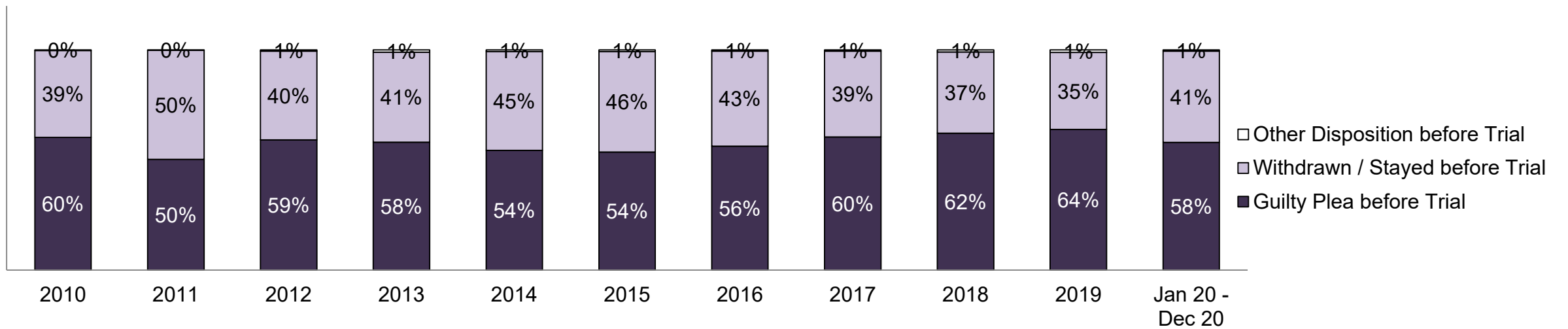
**ONTARIO COURT OF JUSTICE CRIMINAL MODERNIZATION COMMITTEE
SAULT STE. MARIE DASHBOARD¹⁹**



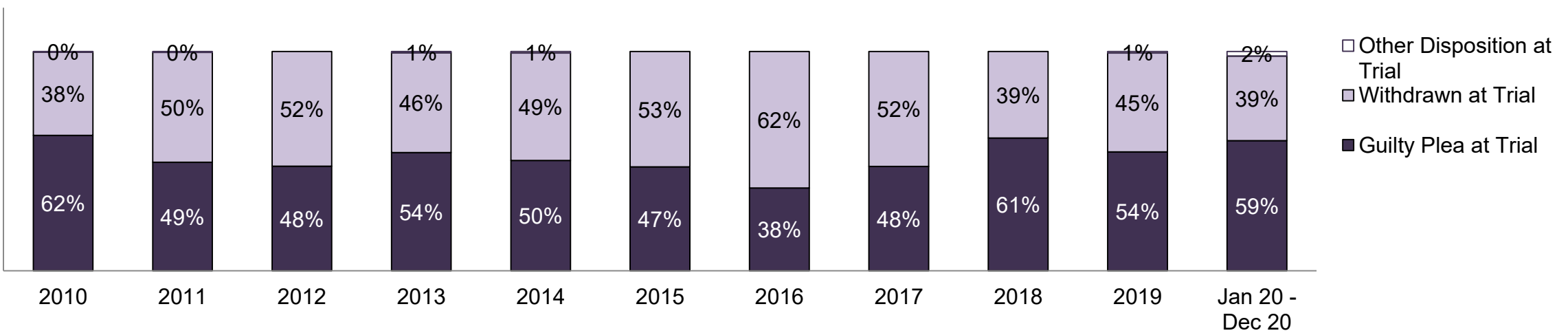
| Cases Disposed⁸ by Phase and Percentage of In-Custody¹¹, Out-of-Custody¹² Cases at Case Disposition | | | | | | | | | | | |
|---|-------------|-------------|-------------|-------------|-------------|-------------|-------------|-------------|-------------|-------------|------------------------|
| Phases | 2010 | 2011 | 2012 | 2013 | 2014 | 2015 | 2016 | 2017 | 2018 | 2019 | Jan 20 - Dec 20 |
| At Trial With Trial | 178 | 128 | 81 | 86 | 90 | 78 | 47 | 64 | 71 | 83 | 53 |
| In-Custody | 12% | 7% | 11% | 20% | 13% | 24% | 15% | 19% | 13% | 16% | 40% |
| Out-of-Custody | 88% | 93% | 89% | 80% | 87% | 76% | 85% | 81% | 87% | 84% | 60% |
| At Trial Without Trial | 348 | 291 | 195 | 178 | 149 | 133 | 201 | 147 | 175 | 164 | 96 |
| In-Custody | 25% | 18% | 17% | 15% | 15% | 20% | 15% | 19% | 15% | 11% | 21% |
| Out-of-Custody | 75% | 82% | 83% | 85% | 85% | 80% | 85% | 81% | 85% | 89% | 79% |
| Before Trial | 2,591 | 2,565 | 2,164 | 2,280 | 1,972 | 1,950 | 1,949 | 2,187 | 2,405 | 2,419 | 1,664 |
| In-Custody | 31% | 24% | 29% | 33% | 29% | 28% | 29% | 30% | 28% | 31% | 29% |
| Out-of-Custody | 69% | 76% | 71% | 67% | 71% | 72% | 71% | 70% | 72% | 69% | 71% |

**ONTARIO COURT OF JUSTICE CRIMINAL MODERNIZATION COMMITTEE
SAULT STE. MARIE DASHBOARD¹⁹**

PERCENTAGE OF CASES DISPOSED⁸ BEFORE TRIAL BY OUTCOME

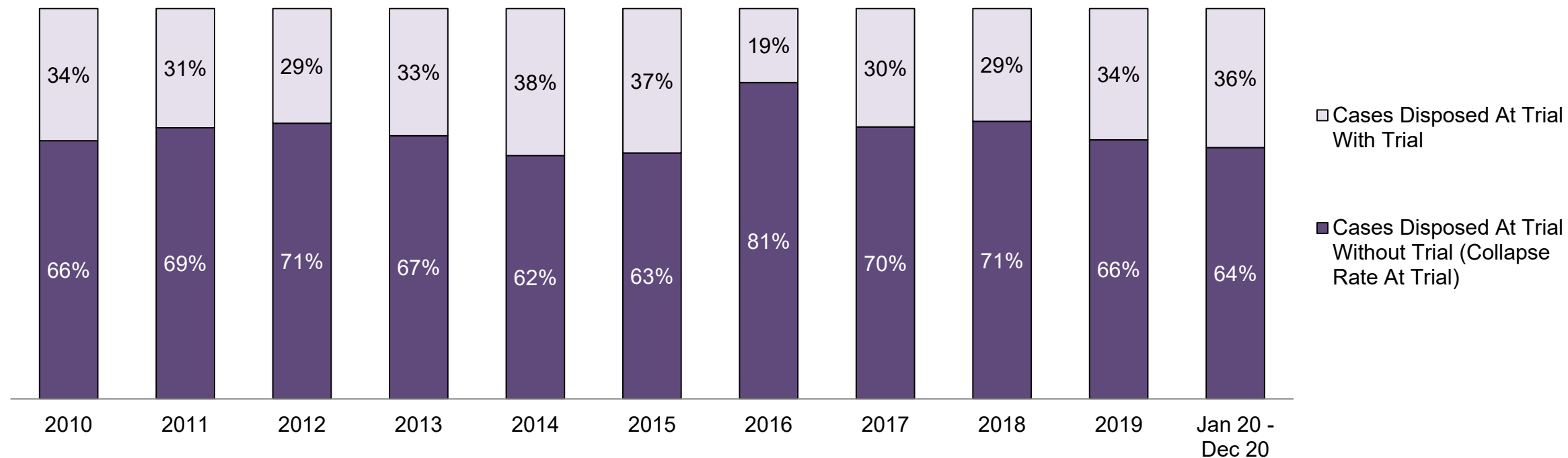


PERCENTAGE OF CASES DISPOSED⁸ AT TRIAL WITHOUT TRIAL (CASES COLLAPSED AT TRIAL) BY OUTCOME



**ONTARIO COURT OF JUSTICE CRIMINAL MODERNIZATION COMMITTEE
SAULT STE. MARIE DASHBOARD¹⁹**

PERCENTAGE OF CASES DISPOSED⁸ BY PHASE FOR CASES SET FOR TRIAL¹³

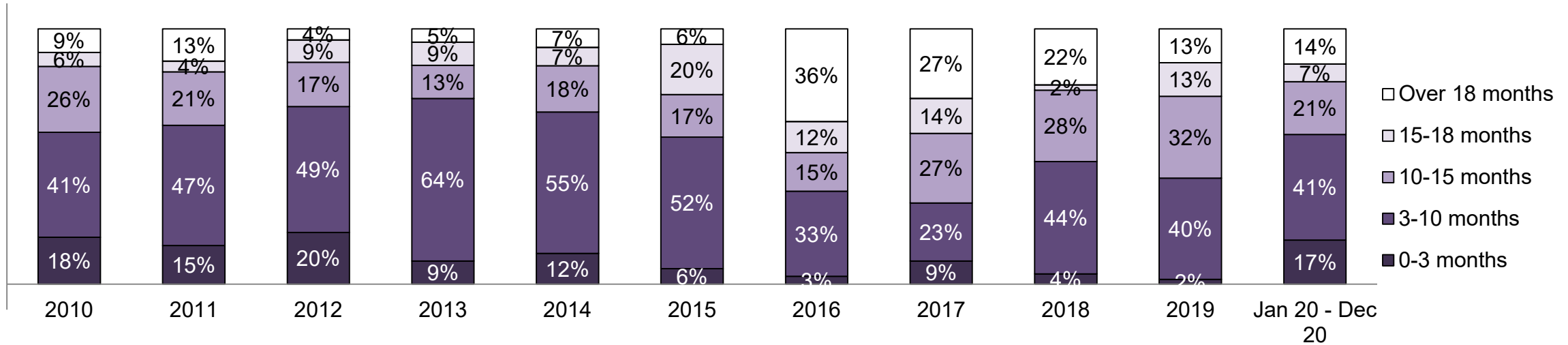


Percentage of Cases Disposed⁸ At Trial Without Trial (Collapse Rate At Trial²) by Offence Group At Disposition

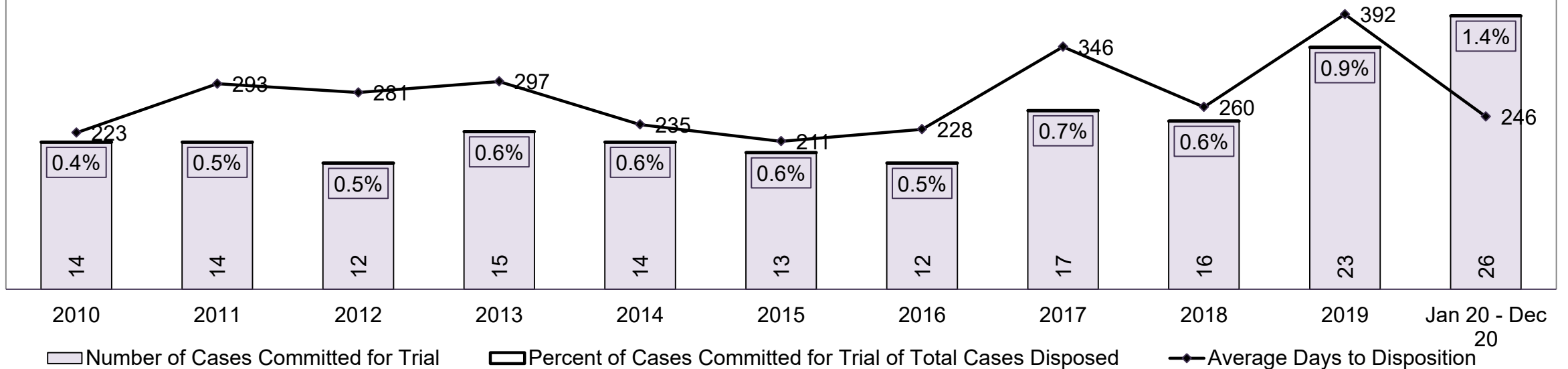
| Offence Group at Disposition ¹⁴ | 2010 | 2011 | 2012 | 2013 | 2014 | 2015 | 2016 | 2017 | 2018 | 2019 | Jan 20 - Dec 20 |
|--|-------------|-------------|-------------|-------------|-------------|-------------|-------------|-------------|-------------|-------------|-----------------|
| Crimes Against The Person | 49% | 58% | 52% | 50% | 55% | 55% | 53% | 56% | 37% | 36% | 48% |
| Crimes Against Property | 12% | 11% | 11% | 14% | 13% | 11% | 10% | 9% | 14% | 14% | 15% |
| Administration of Justice | 14% | 14% | 18% | 16% | 16% | 17% | 18% | 11% | 23% | 26% | 14% |
| Other Criminal Code | 4% | 4% | 7% | 5% | 5% | 4% | 5% | 2% | 6% | 9% | 5% |
| Criminal Code Traffic | 9% | 6% | 5% | 12% | 5% | 9% | 5% | 10% | 10% | 4% | 9% |
| Federal Statute | 12% | 8% | 7% | 4% | 8% | 3% | 8% | 10% | 10% | 11% | 8% |
| Total | 100% | 100% | 100% | 100% | 100% | 100% | 100% | 100% | 100% | 100% | 100% |

ONTARIO COURT OF JUSTICE CRIMINAL MODERNIZATION COMMITTEE SAULT STE. MARIE DASHBOARD¹⁹

PERCENTAGE OF CASES DISPOSED⁸ AT TRIAL WITH TRIAL BY MONTHS TO DISPOSITION¹⁰




NUMBER, PERCENTAGE, & AVERAGE DAYS TO DISPOSITION¹⁵ OF CASES COMMITTED FOR TRIAL¹⁶ OF TOTAL CASES DISPOSED⁸



**ONTARIO COURT OF JUSTICE CRIMINAL MODERNIZATION COMMITTEE
SAULT STE. MARIE DASHBOARD¹⁹
CASES PENDING AS OF DECEMBER 31, 2020**

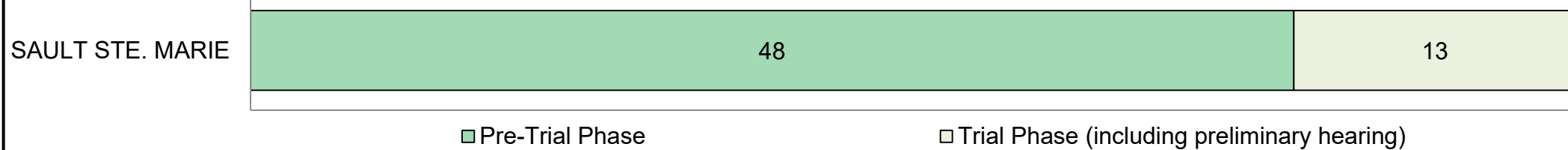
PERCENTAGE OF PENDING CASES³ BY PENDING AGE⁶




Pending Cases³ by Pending Age⁶ and Percentage of Pending Cases In-Custody¹⁷ and Out-of-Custody¹⁸

| Court Location | Over 18 months | 15-18 months | 10-15 months | 8-10 months | 0-8 months | Total |
|-------------------------|----------------|--------------|--------------|-------------|------------|--------------|
| SAULT STE. MARIE | 100 | 61 | 209 | 145 | 1,734 | 2,249 |
| In-Custody | 4% | 8% | 12% | 10% | 9% | 9% |
| Out-of-Custody | 96% | 92% | 88% | 90% | 91% | 91% |

PENDING CASES³ BY PHASE: 15-18 MONTHS⁶



PENDING CASES³ BY PHASE: OVER 18 MONTHS⁶

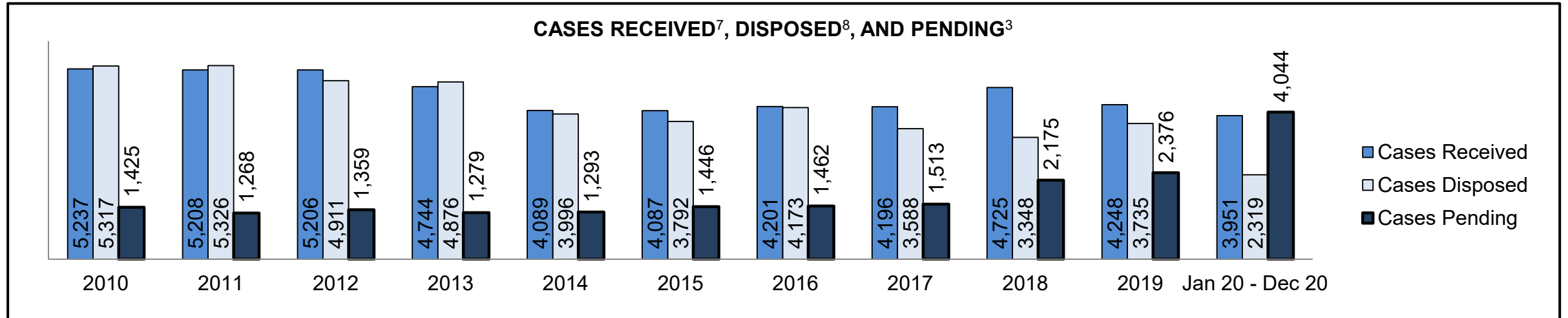


**ONTARIO COURT OF JUSTICE CRIMINAL MODERNIZATION COMMITTEE
SUDBURY DASHBOARD¹⁹**

| Key Metric | | Jan 20 - Dec 20 | | 2014 Baseline Median* | Change from 2014 Baseline Median | |
|---------------------|---|-------------------------------------|--------------------|-----------------------|----------------------------------|--------|
| | | Percent | Cases ¹ | | | |
| Bail | Disposed cases that began in the Bail Phase | | 43.5% | 1,009 | 42.6% | 0.9% |
| | Bail cases with a bail outcome (release order or detention order) | Total | 57.4% | 579 | 47.8% | 9.6% |
| | | Bail Disposition with 1 appearance | 67.7% | 392 | 48.8% | 18.9% |
| | | Bail Disposition in 1-3 days | 81.0% | 469 | 72.1% | 8.9% |
| | Bail cases with no bail disposition but with a case disposition | Total | 42.6% | 430 | 52.2% | -9.6% |
| | | Case disposition in 1-3 appearances | 18.4% | 79 | 35.3% | -16.9% |
| | | Case disposition in 0-3 months | 50.9% | 219 | 81.3% | -30.4% |
| | | Case disposition rate before trial | 95.8% | 412 | 90.5% | 5.3% |
| Before Trial | Disposition rate (includes bail cases with case dispositions) | | 90.0% | 2,087 | 82.9% | 7.1% |
| | Disposed within 1-3 appearances (net of bench warrant cases) | | 35.8% | 375 | 39.0% | -3.2% |
| | Disposed within 0-3 months (net of bench warrant cases) | | 53.0% | 555 | 67.5% | -14.5% |
| Trial | Collapse Rate at Trial ² | | 74.1% | 172 | 70.0% | 4.2% |

| Cases Pending ³ as of December 31, 2020 | | Percent | Cases ¹ | Cases in the Pre-Trial Phase ⁴ | Cases in the Trial Phase ⁵ (including preliminary hearing) |
|--|----------------|---------------|--------------------|---|---|
| Age of All Pending Cases⁶ | 0-8 months | 71.1% | 2,877 | 2,862 | 15 |
| | 8-10 months | 6.6% | 266 | 261 | 5 |
| | 10-15 months | 11.9% | 481 | 453 | 28 |
| | 15-18 months | 4.2% | 169 | 150 | 19 |
| | Over 18 months | 6.2% | 251 | 203 | 48 |
| Total | | 100.0% | 4,044 | 3,929 | 115 |

ONTARIO COURT OF JUSTICE CRIMINAL MODERNIZATION COMMITTEE SUDBURY DASHBOARD¹⁹



Cases Received⁷ by Offence Group

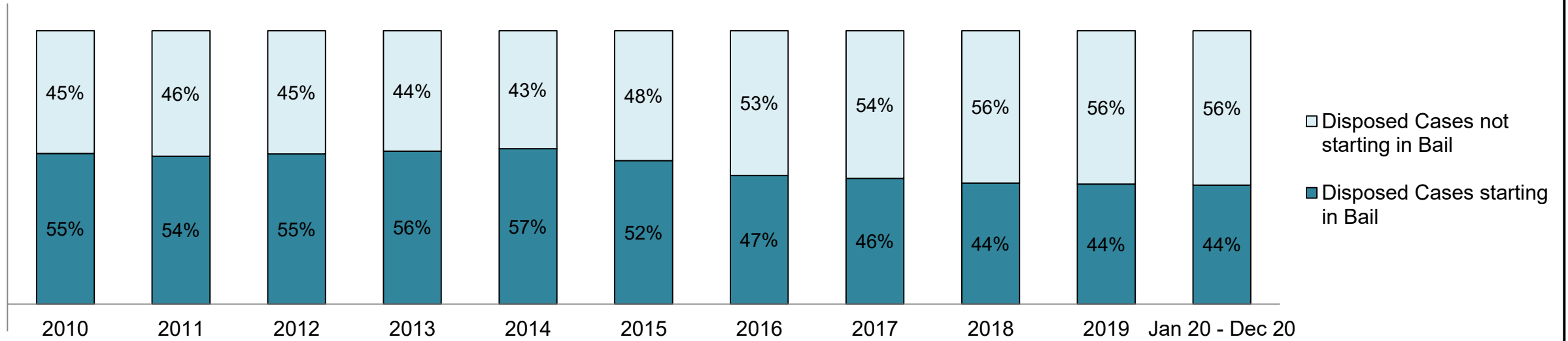
| Offence Group ⁹ | 2010 | 2011 | 2012 | 2013 | 2014 | 2015 | 2016 | 2017 | 2018 | 2019 | Jan 20 - Dec 20 |
|----------------------------|-------|-------|-------|-------|-------|-------|-------|-------|-------|-------|-----------------|
| Crimes Against The Person | 1,385 | 1,397 | 1,387 | 1,291 | 1,151 | 1,143 | 1,216 | 1,239 | 1,254 | 1,237 | 1,428 |
| Crimes Against Property | 1,181 | 1,299 | 1,184 | 966 | 915 | 870 | 836 | 920 | 962 | 912 | 748 |
| Administration of Justice | 1,275 | 1,291 | 1,337 | 1,330 | 1,136 | 1,223 | 1,403 | 1,494 | 1,927 | 1,458 | 1,067 |
| Other Criminal Code | 332 | 321 | 371 | 261 | 200 | 206 | 267 | 188 | 221 | 240 | 196 |
| Criminal Code Traffic | 326 | 317 | 364 | 252 | 277 | 248 | 217 | 225 | 228 | 262 | 341 |
| Federal Statute | 738 | 583 | 563 | 644 | 410 | 397 | 262 | 130 | 133 | 139 | 171 |

Cases Pending³ by Offence Group

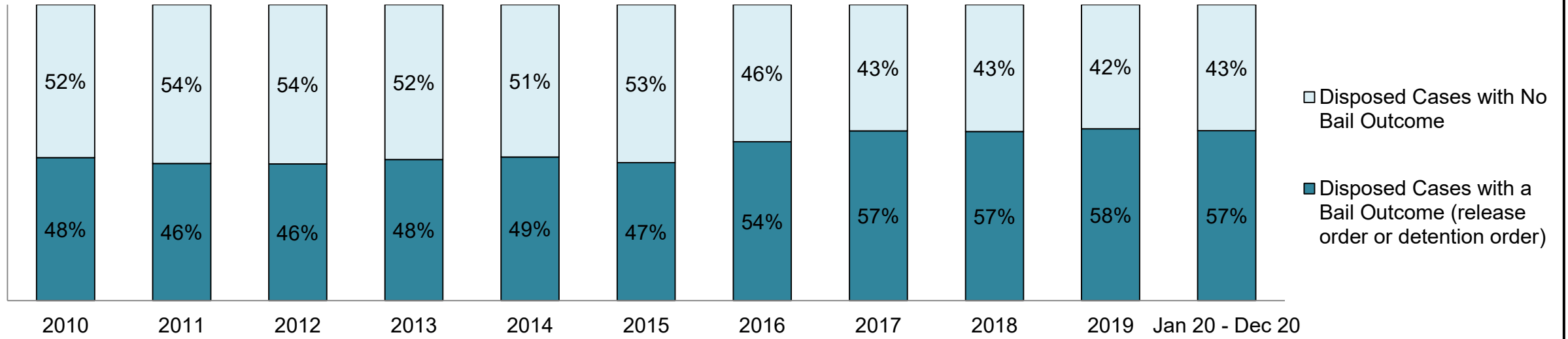
| Offence Group ⁹ | 2010 | 2011 | 2012 | 2013 | 2014 | 2015 | 2016 | 2017 | 2018 | 2019 | Jan 20 - Dec 20 |
|----------------------------|------|------|------|------|------|------|------|------|------|------|-----------------|
| Crimes Against The Person | 426 | 452 | 493 | 403 | 406 | 561 | 550 | 607 | 818 | 876 | 1,406 |
| Crimes Against Property | 327 | 316 | 286 | 285 | 304 | 276 | 280 | 318 | 416 | 478 | 839 |
| Administration of Justice | 225 | 185 | 219 | 213 | 247 | 257 | 299 | 346 | 649 | 651 | 1,081 |
| Other Criminal Code | 92 | 90 | 103 | 76 | 74 | 75 | 103 | 83 | 127 | 154 | 220 |
| Criminal Code Traffic | 120 | 81 | 118 | 99 | 124 | 133 | 115 | 106 | 106 | 147 | 334 |
| Federal Statute | 235 | 144 | 140 | 203 | 138 | 144 | 115 | 53 | 59 | 70 | 164 |

ONTARIO COURT OF JUSTICE CRIMINAL MODERNIZATION COMMITTEE SUDBURY DASHBOARD¹⁹

PERCENTAGE OF DISPOSED CASES⁸ STARTING IN BAIL

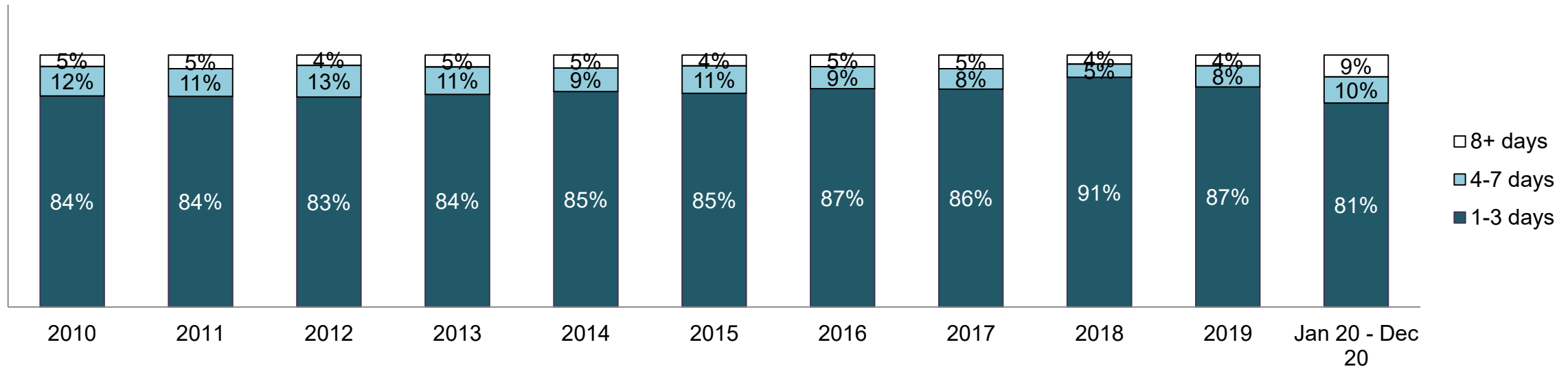


PERCENTAGE OF DISPOSED CASES⁸ STARTING IN BAIL BY BAIL OUTCOME

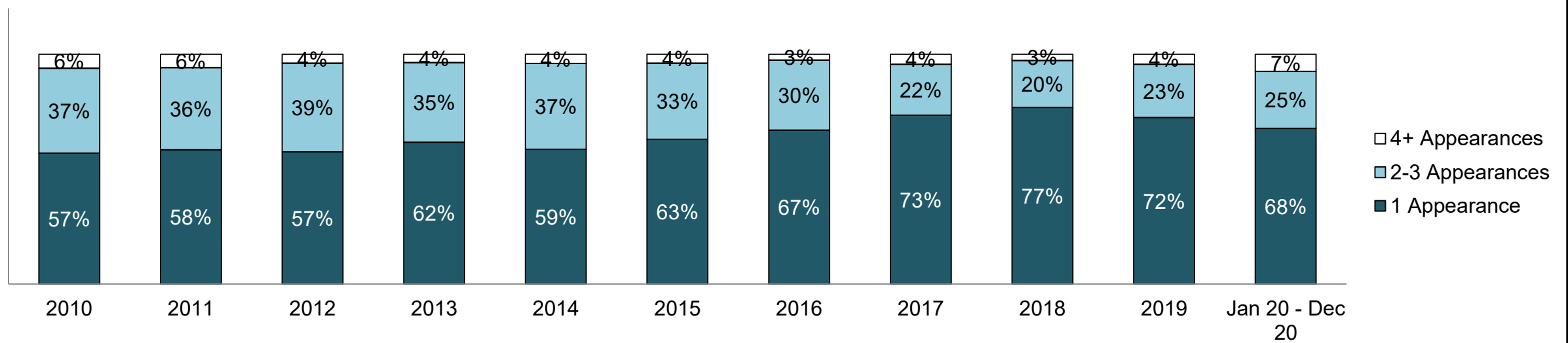


ONTARIO COURT OF JUSTICE CRIMINAL MODERNIZATION COMMITTEE SUDBURY DASHBOARD¹⁹

PERCENTAGE OF BAIL CASES BY DAYS FROM FIRST BAIL APPEARANCE TO BAIL DISPOSITION

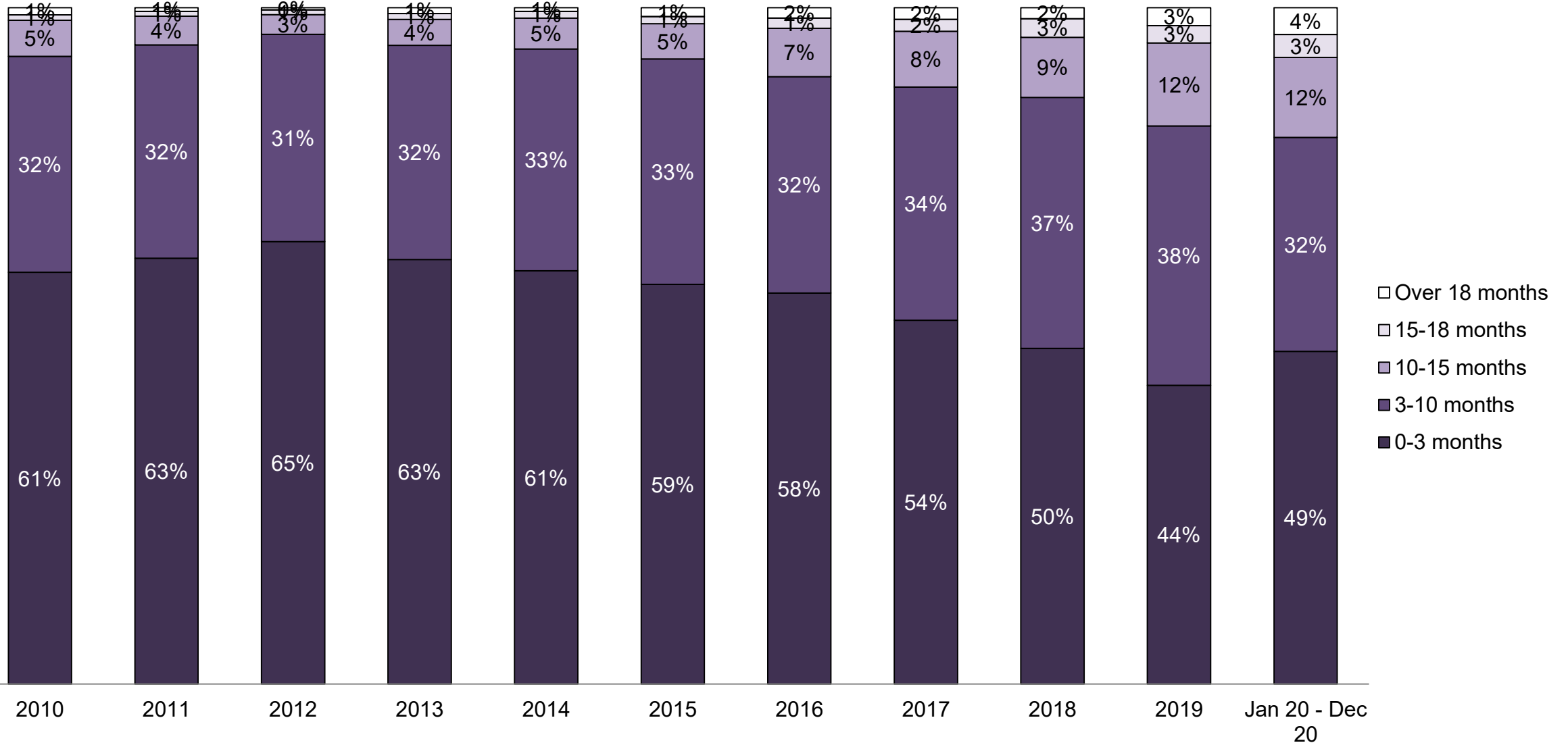


PERCENTAGE OF BAIL CASES BY NUMBER OF APPEARANCES FROM FIRST BAIL APPEARANCE TO BAIL DISPOSITION

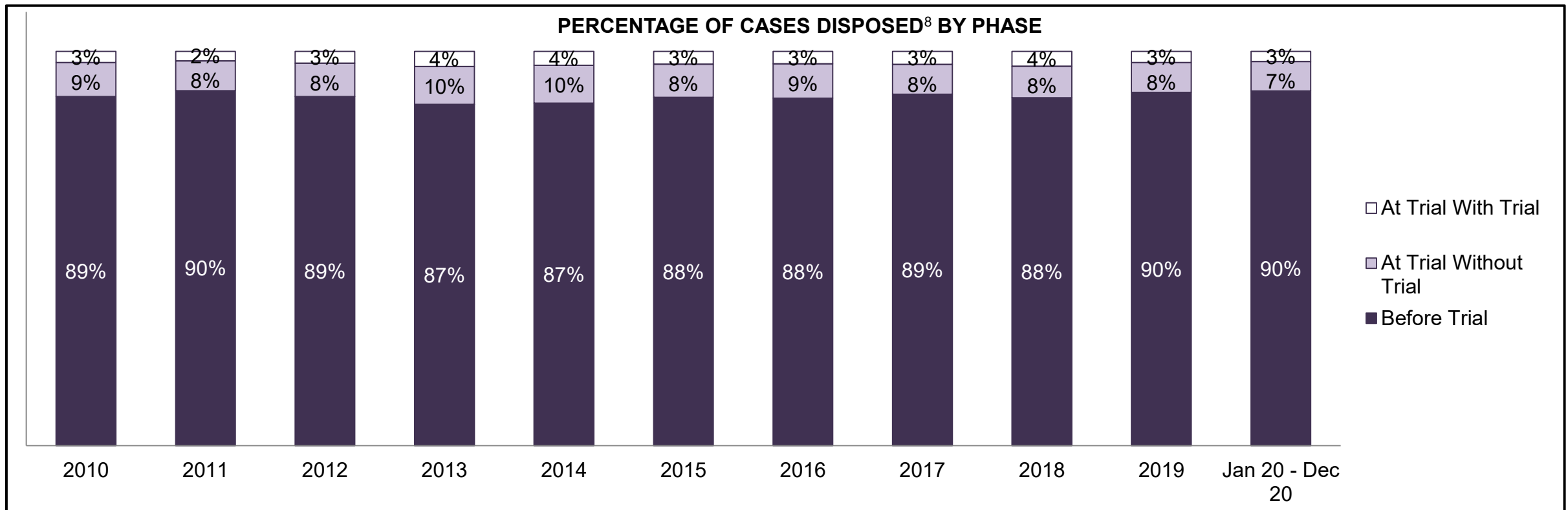


ONTARIO COURT OF JUSTICE CRIMINAL MODERNIZATION COMMITTEE SUDBURY DASHBOARD¹⁹

PERCENTAGE OF DISPOSED CASES⁸ BY MONTHS TO DISPOSITION¹⁰



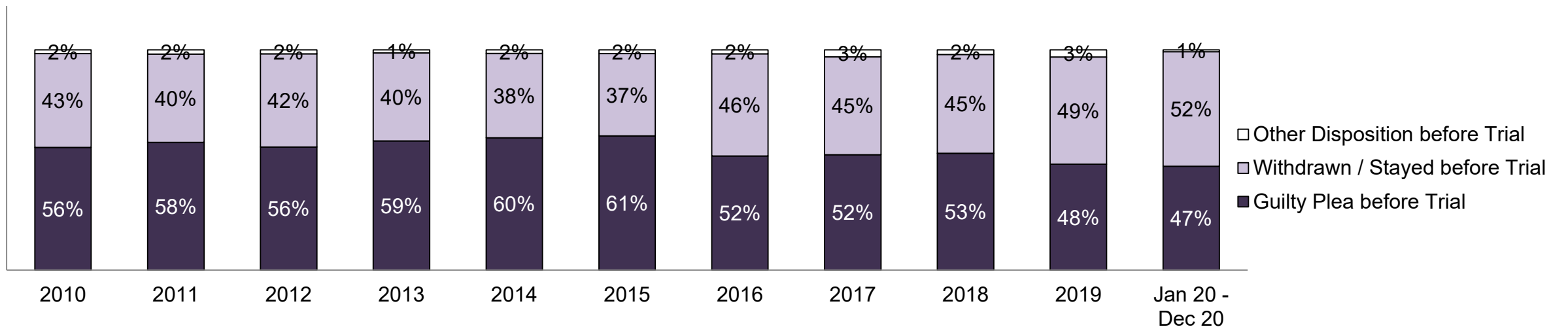
**ONTARIO COURT OF JUSTICE CRIMINAL MODERNIZATION COMMITTEE
SUDBURY DASHBOARD¹⁹**



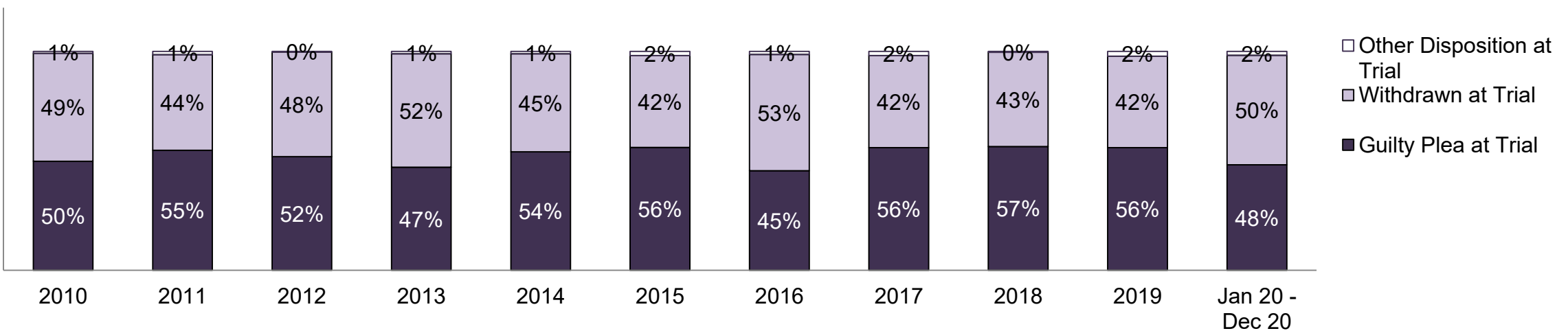
| Cases Disposed⁸ by Phase and Percentage of In-Custody¹¹, Out-of-Custody¹² Cases at Case Disposition | | | | | | | | | | | |
|---|-------------|-------------|-------------|-------------|-------------|-------------|-------------|-------------|-------------|-------------|------------------------|
| Phases | 2010 | 2011 | 2012 | 2013 | 2014 | 2015 | 2016 | 2017 | 2018 | 2019 | Jan 20 - Dec 20 |
| At Trial With Trial | 151 | 129 | 146 | 186 | 140 | 123 | 131 | 118 | 126 | 106 | 60 |
| In-Custody | 13% | 19% | 12% | 19% | 20% | 10% | 13% | 15% | 16% | 8% | 13% |
| Out-of-Custody | 87% | 81% | 88% | 81% | 80% | 90% | 87% | 85% | 84% | 92% | 87% |
| At Trial Without Trial | 456 | 401 | 416 | 469 | 384 | 319 | 363 | 271 | 267 | 282 | 172 |
| In-Custody | 16% | 16% | 19% | 18% | 20% | 17% | 21% | 11% | 13% | 12% | 9% |
| Out-of-Custody | 84% | 84% | 81% | 82% | 80% | 83% | 79% | 89% | 87% | 88% | 91% |
| Before Trial | 4,710 | 4,796 | 4,349 | 4,221 | 3,472 | 3,350 | 3,679 | 3,199 | 2,955 | 3,347 | 2,087 |
| In-Custody | 31% | 32% | 32% | 32% | 32% | 30% | 23% | 22% | 20% | 20% | 21% |
| Out-of-Custody | 69% | 68% | 68% | 68% | 68% | 70% | 77% | 78% | 80% | 80% | 79% |

ONTARIO COURT OF JUSTICE CRIMINAL MODERNIZATION COMMITTEE SUDBURY DASHBOARD¹⁹

PERCENTAGE OF CASES DISPOSED⁸ BEFORE TRIAL BY OUTCOME

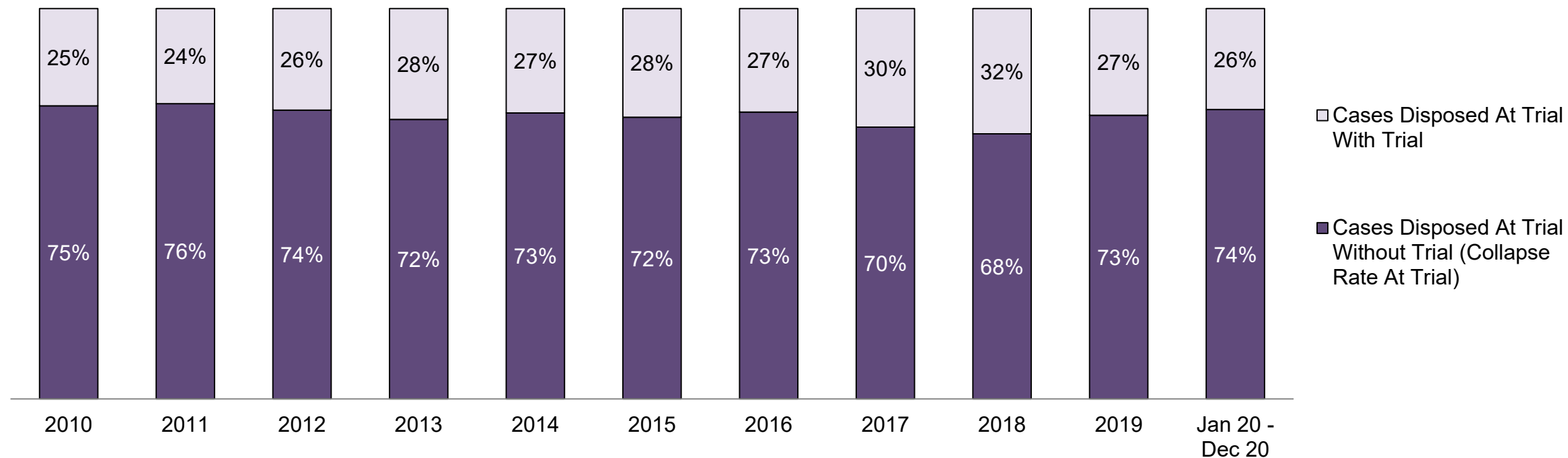


PERCENTAGE OF CASES DISPOSED⁸ AT TRIAL WITHOUT TRIAL (CASES COLLAPSED AT TRIAL) BY OUTCOME



ONTARIO COURT OF JUSTICE CRIMINAL MODERNIZATION COMMITTEE SUDBURY DASHBOARD¹⁹

PERCENTAGE OF CASES DISPOSED⁸ BY PHASE FOR CASES SET FOR TRIAL¹³

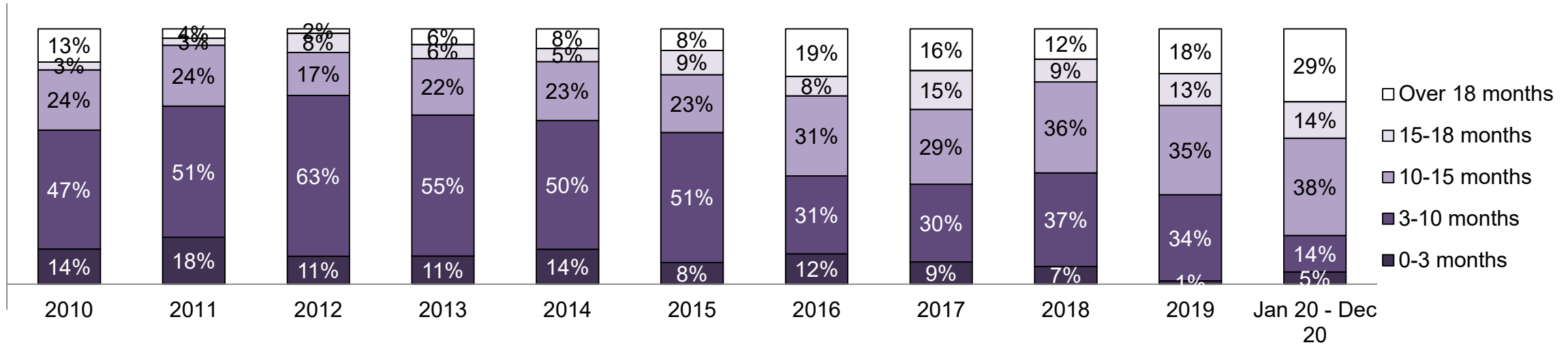


Percentage of Cases Disposed⁸ At Trial Without Trial (Collapse Rate At Trial²) by Offence Group At Disposition

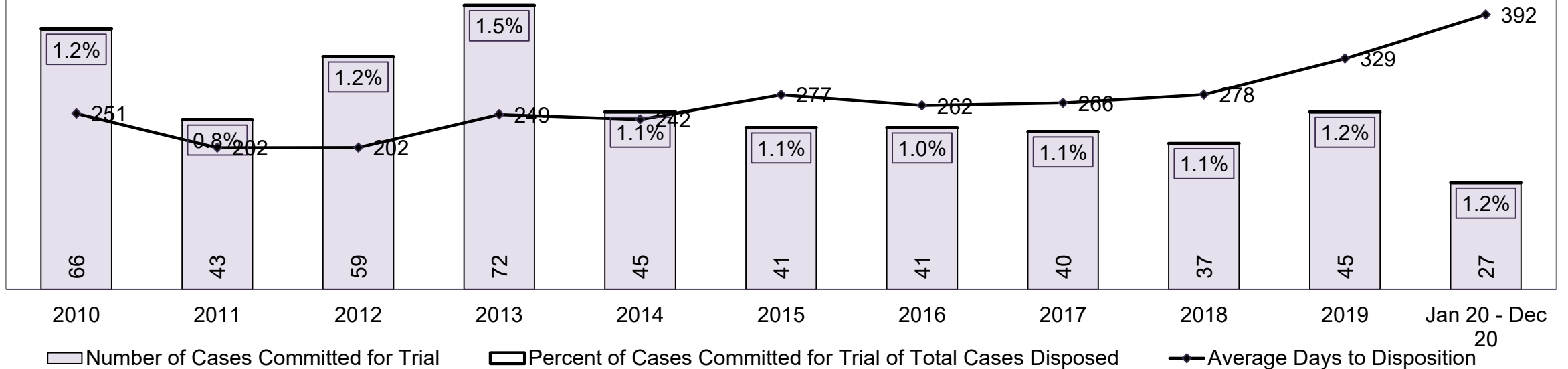
| Offence Group at Disposition ¹⁴ | 2010 | 2011 | 2012 | 2013 | 2014 | 2015 | 2016 | 2017 | 2018 | 2019 | Jan 20 - Dec 20 |
|--|-------------|-------------|-------------|-------------|-------------|-------------|-------------|-------------|-------------|-------------|-----------------|
| Crimes Against The Person | 36% | 43% | 47% | 45% | 40% | 41% | 41% | 45% | 49% | 50% | 50% |
| Crimes Against Property | 15% | 14% | 18% | 15% | 11% | 14% | 14% | 15% | 13% | 11% | 13% |
| Administration of Justice | 14% | 11% | 13% | 13% | 16% | 16% | 16% | 14% | 18% | 22% | 14% |
| Other Criminal Code | 6% | 7% | 6% | 9% | 7% | 8% | 9% | 8% | 5% | 6% | 11% |
| Criminal Code Traffic | 11% | 10% | 7% | 8% | 9% | 10% | 10% | 10% | 11% | 6% | 8% |
| Federal Statute | 18% | 15% | 10% | 11% | 17% | 12% | 10% | 8% | 4% | 4% | 4% |
| Total | 100% | 100% | 100% | 100% | 100% | 100% | 100% | 100% | 100% | 100% | 100% |

ONTARIO COURT OF JUSTICE CRIMINAL MODERNIZATION COMMITTEE SUDBURY DASHBOARD¹⁹

PERCENTAGE OF CASES DISPOSED⁸ AT TRIAL WITH TRIAL BY MONTHS TO DISPOSITION¹⁰

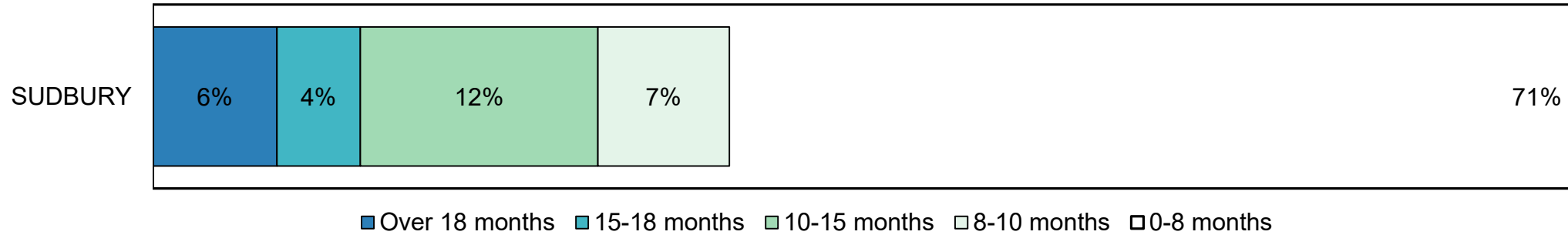


NUMBER, PERCENTAGE, & AVERAGE DAYS TO DISPOSITION¹⁵ OF CASES COMMITTED FOR TRIAL¹⁶ OF TOTAL CASES DISPOSED⁸



**ONTARIO COURT OF JUSTICE CRIMINAL MODERNIZATION COMMITTEE
SUDBURY DASHBOARD¹⁹
CASES PENDING AS OF DECEMBER 31, 2020**

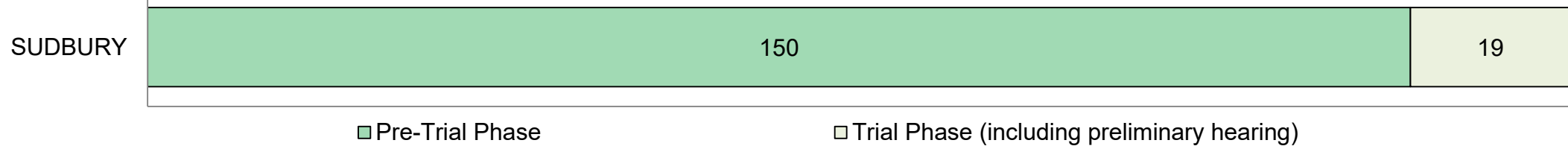
PERCENTAGE OF PENDING CASES³ BY PENDING AGE⁶



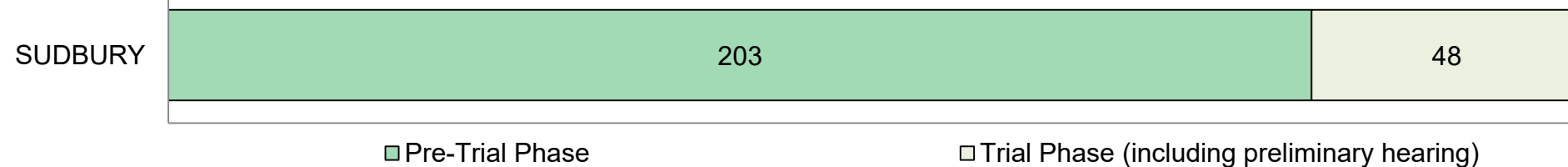
Pending Cases³ by Pending Age⁶ and Percentage of Pending Cases In-Custody¹⁷ and Out-of-Custody¹⁸

| Court Location | Over 18 months | 15-18 months | 10-15 months | 8-10 months | 0-8 months | Total |
|----------------|----------------|--------------|--------------|-------------|------------|--------------|
| SUDBURY | 251 | 169 | 481 | 266 | 2,877 | 4,044 |
| In-Custody | 19% | 15% | 10% | 9% | 9% | 10% |
| Out-of-Custody | 81% | 85% | 90% | 91% | 91% | 90% |

PENDING CASES³ BY PHASE: 15-18 MONTHS⁶



PENDING CASES³ BY PHASE: OVER 18 MONTHS⁶



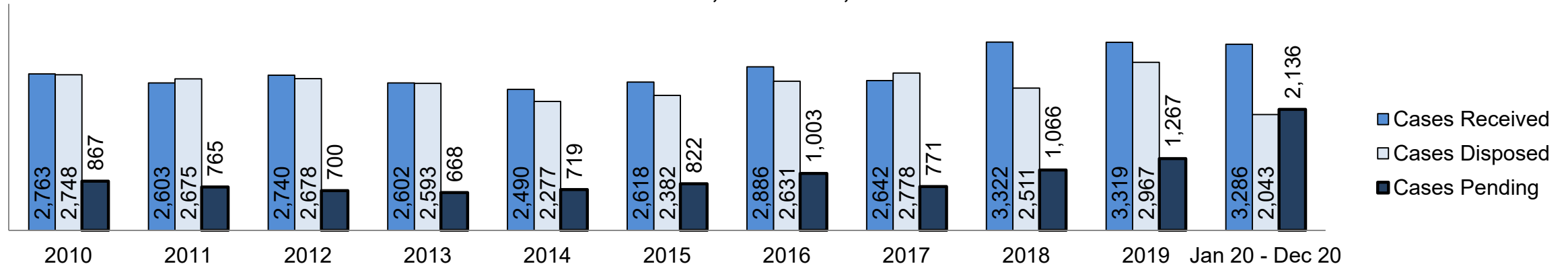
**ONTARIO COURT OF JUSTICE CRIMINAL MODERNIZATION COMMITTEE
TIMMINS DASHBOARD¹⁹**

| Key Metric | | Jan 20 - Dec 20 | | 2014 Baseline Median* | Change from 2014 Baseline Median | |
|------------------------------------|---|-------------------------------------|--------------------|-----------------------|----------------------------------|--------|
| | | Percent | Cases ¹ | | | |
| Bail | Disposed cases that began in the Bail Phase | | 37.2% | 759 | 42.6% | -5.4% |
| | Bail cases with a bail outcome (release order or detention order) | Total | 65.9% | 500 | 47.8% | 18.1% |
| | | Bail Disposition with 1 appearance | 59.6% | 298 | 48.8% | 10.8% |
| | | Bail Disposition in 1-3 days | 74.6% | 373 | 72.1% | 2.5% |
| | Bail cases with no bail disposition but with a case disposition | Total | 34.1% | 259 | 52.2% | -18.1% |
| | | Case disposition in 1-3 appearances | 20.8% | 54 | 35.3% | -14.4% |
| | | Case disposition in 0-3 months | 75.7% | 196 | 81.3% | -5.7% |
| Case disposition rate before trial | | 91.1% | 236 | 90.5% | 0.6% | |
| Before Trial | Disposition rate (includes bail cases with case dispositions) | | 86.5% | 1,768 | 82.9% | 3.6% |
| | Disposed within 1-3 appearances (net of bench warrant cases) | | 32.2% | 317 | 39.0% | -6.8% |
| | Disposed within 0-3 months (net of bench warrant cases) | | 56.1% | 551 | 67.5% | -11.5% |
| Trial | Collapse Rate at Trial ² | | 69.5% | 191 | 70.0% | -0.5% |

| Cases Pending ³ as of December 31, 2020 | | Percent | Cases ¹ | Cases in the Pre-Trial Phase ⁴ | Cases in the Trial Phase ⁵ (including preliminary hearing) |
|--|----------------|---------------|--------------------|---|---|
| Age of All Pending Cases⁶ | 0-8 months | 77.1% | 1,647 | 1,581 | 66 |
| | 8-10 months | 6.8% | 145 | 119 | 26 |
| | 10-15 months | 10.2% | 217 | 169 | 48 |
| | 15-18 months | 2.5% | 54 | 38 | 16 |
| | Over 18 months | 3.4% | 73 | 36 | 37 |
| Total | | 100.0% | 2,136 | 1,943 | 193 |

ONTARIO COURT OF JUSTICE CRIMINAL MODERNIZATION COMMITTEE TIMMINS DASHBOARD¹⁹

CASES RECEIVED⁷, DISPOSED⁸, AND PENDING³



Cases Received⁷ by Offence Group

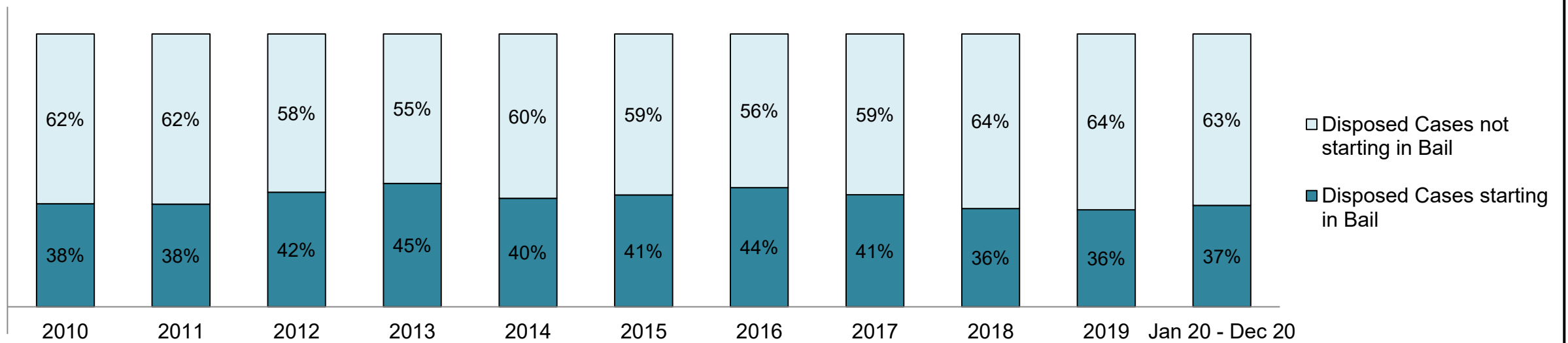
| Offence Group ⁹ | 2010 | 2011 | 2012 | 2013 | 2014 | 2015 | 2016 | 2017 | 2018 | 2019 | Jan 20 - Dec 20 |
|----------------------------|------|------|------|------|------|------|------|------|-------|-------|-----------------|
| Crimes Against The Person | 859 | 838 | 987 | 905 | 767 | 787 | 798 | 808 | 950 | 876 | 958 |
| Crimes Against Property | 670 | 571 | 532 | 563 | 561 | 646 | 729 | 518 | 794 | 811 | 694 |
| Administration of Justice | 681 | 737 | 691 | 662 | 716 | 732 | 875 | 946 | 1,199 | 1,187 | 1,142 |
| Other Criminal Code | 112 | 72 | 109 | 92 | 104 | 120 | 94 | 121 | 130 | 189 | 182 |
| Criminal Code Traffic | 131 | 104 | 123 | 118 | 114 | 105 | 117 | 79 | 87 | 96 | 136 |
| Federal Statute | 310 | 281 | 298 | 262 | 228 | 228 | 273 | 170 | 162 | 160 | 174 |

Cases Pending³ by Offence Group

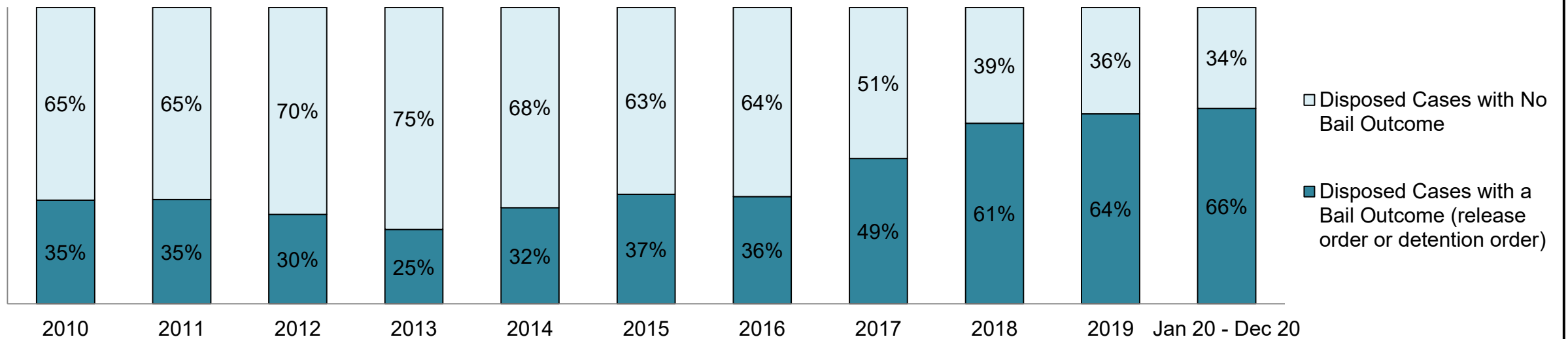
| Offence Group ⁹ | 2010 | 2011 | 2012 | 2013 | 2014 | 2015 | 2016 | 2017 | 2018 | 2019 | Jan 20 - Dec 20 |
|----------------------------|------|------|------|------|------|------|------|------|------|------|-----------------|
| Crimes Against The Person | 278 | 260 | 230 | 207 | 214 | 265 | 293 | 260 | 358 | 383 | 698 |
| Crimes Against Property | 200 | 164 | 122 | 156 | 170 | 199 | 237 | 167 | 242 | 316 | 442 |
| Administration of Justice | 169 | 165 | 138 | 133 | 159 | 151 | 245 | 215 | 310 | 387 | 642 |
| Other Criminal Code | 47 | 39 | 43 | 30 | 40 | 59 | 35 | 39 | 49 | 62 | 108 |
| Criminal Code Traffic | 72 | 35 | 47 | 38 | 49 | 50 | 67 | 33 | 30 | 36 | 110 |
| Federal Statute | 101 | 102 | 120 | 104 | 87 | 98 | 126 | 57 | 77 | 83 | 136 |

**ONTARIO COURT OF JUSTICE CRIMINAL MODERNIZATION COMMITTEE
TIMMINS DASHBOARD¹⁹**

PERCENTAGE OF DISPOSED CASES⁸ STARTING IN BAIL

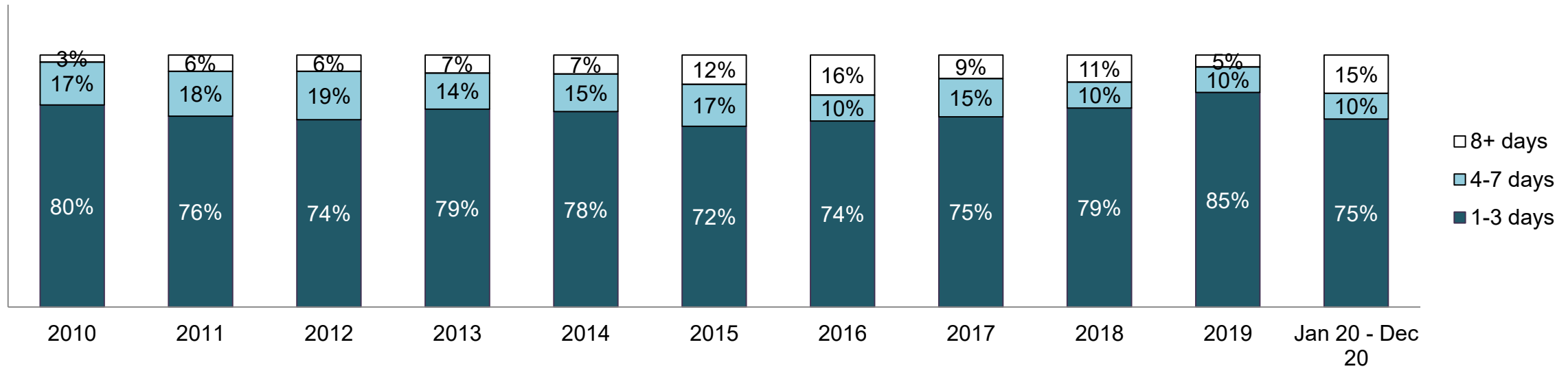


PERCENTAGE OF DISPOSED CASES⁸ STARTING IN BAIL BY BAIL OUTCOME

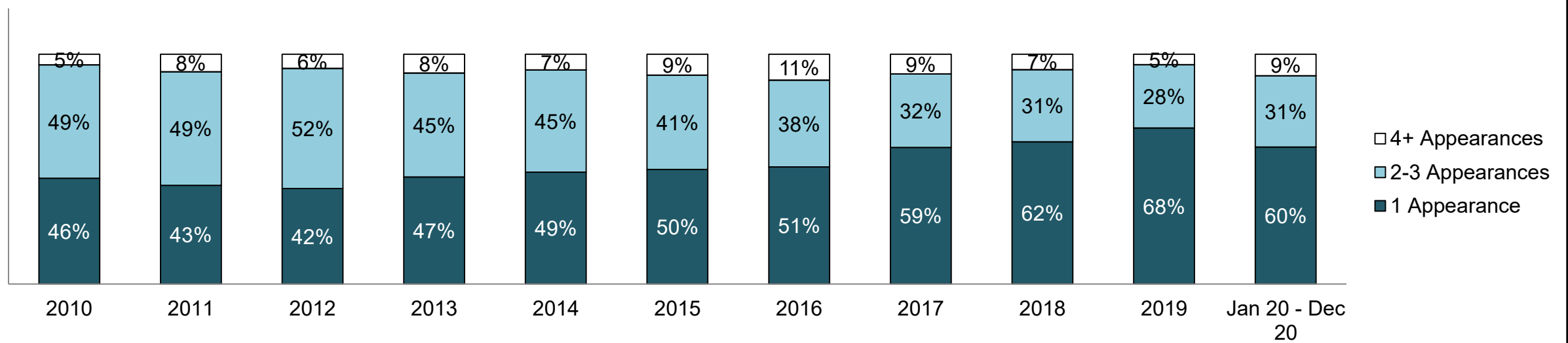


ONTARIO COURT OF JUSTICE CRIMINAL MODERNIZATION COMMITTEE TIMMINS DASHBOARD¹⁹

PERCENTAGE OF BAIL CASES BY DAYS FROM FIRST BAIL APPEARANCE TO BAIL DISPOSITION

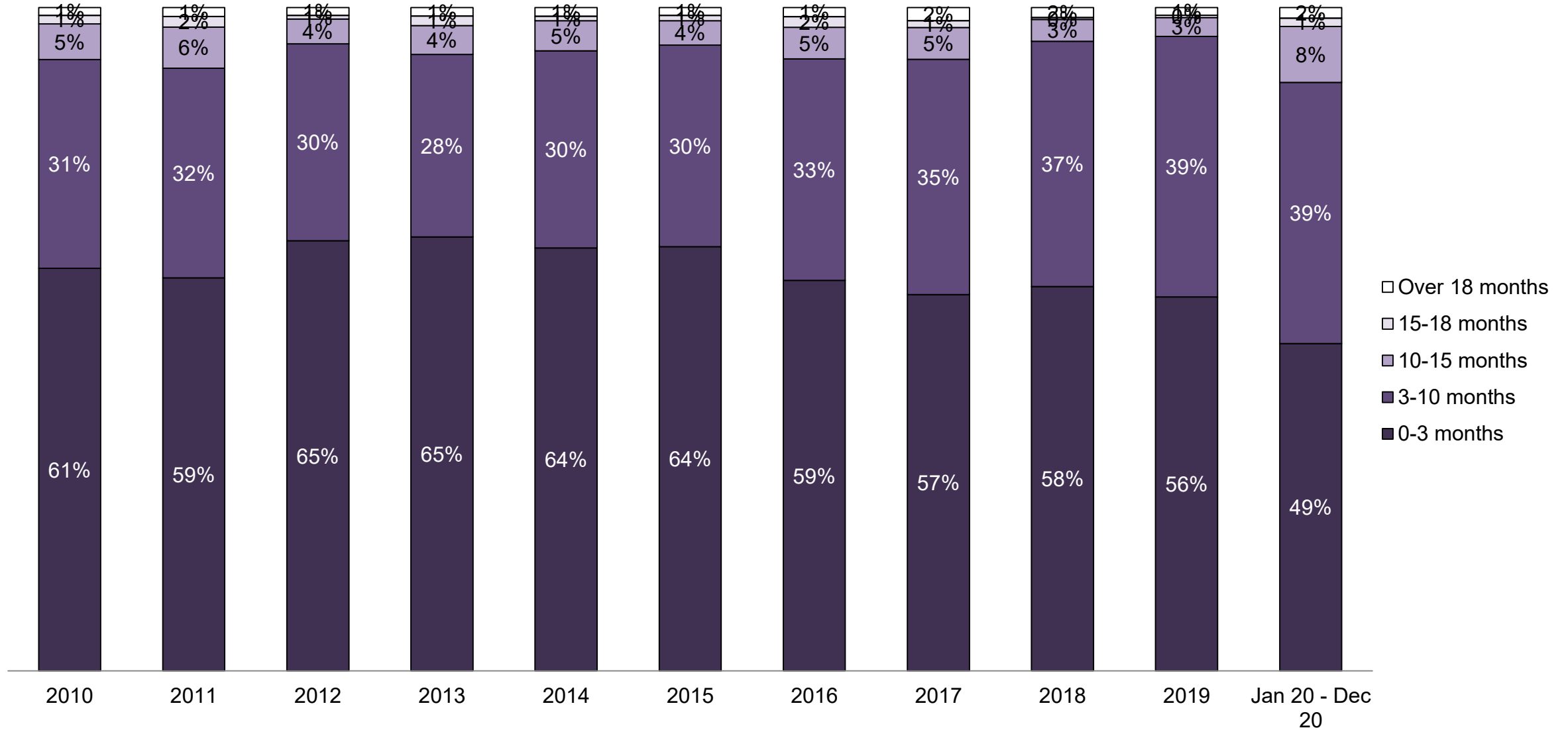


PERCENTAGE OF BAIL CASES BY NUMBER OF APPEARANCES FROM FIRST BAIL APPEARANCE TO BAIL DISPOSITION

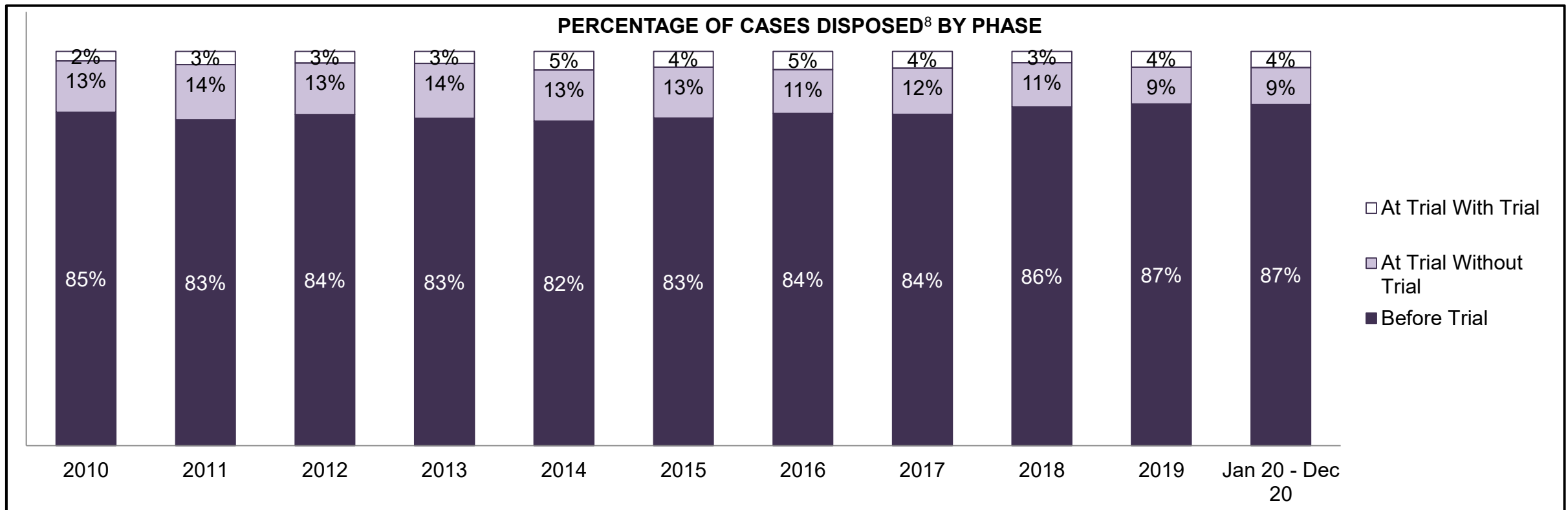


**ONTARIO COURT OF JUSTICE CRIMINAL MODERNIZATION COMMITTEE
TIMMINS DASHBOARD¹⁹**

PERCENTAGE OF DISPOSED CASES⁸ BY MONTHS TO DISPOSITION¹⁰



**ONTARIO COURT OF JUSTICE CRIMINAL MODERNIZATION COMMITTEE
TIMMINS DASHBOARD¹⁹**

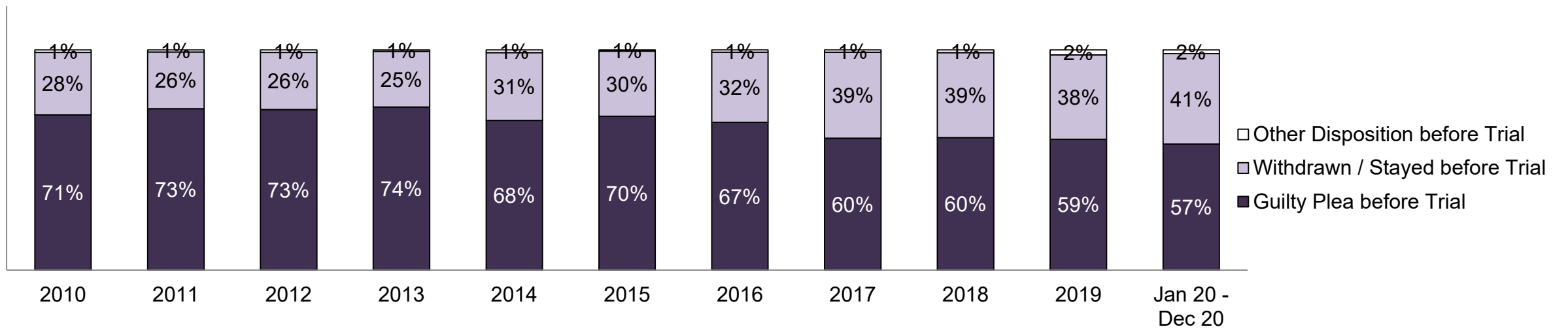


Cases Disposed⁸ by Phase and Percentage of In-Custody¹¹, Out-of-Custody¹² Cases at Case Disposition

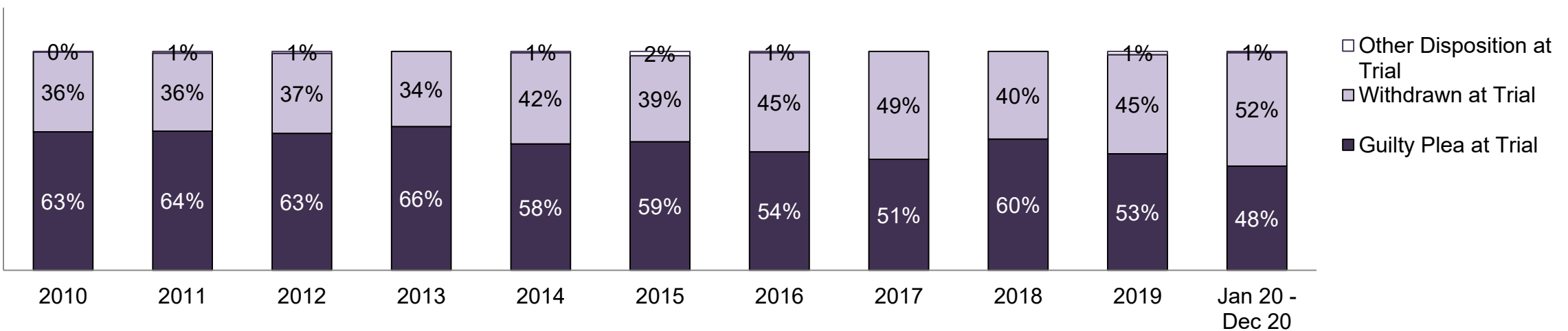
| Phases | 2010 | 2011 | 2012 | 2013 | 2014 | 2015 | 2016 | 2017 | 2018 | 2019 | Jan 20 - Dec 20 |
|-------------------------------|-------|-------|-------|-------|-------|-------|-------|-------|-------|-------|-----------------|
| At Trial With Trial | 67 | 90 | 79 | 79 | 107 | 95 | 122 | 118 | 73 | 119 | 84 |
| In-Custody | 31% | 14% | 25% | 23% | 8% | 14% | 20% | 12% | 12% | 24% | 11% |
| Out-of-Custody | 69% | 86% | 75% | 77% | 92% | 86% | 80% | 88% | 88% | 76% | 89% |
| At Trial Without Trial | 357 | 373 | 350 | 361 | 296 | 308 | 292 | 325 | 280 | 276 | 191 |
| In-Custody | 18% | 18% | 20% | 26% | 21% | 22% | 16% | 16% | 12% | 12% | 13% |
| Out-of-Custody | 82% | 82% | 80% | 74% | 79% | 78% | 84% | 84% | 88% | 88% | 87% |
| Before Trial | 2,324 | 2,212 | 2,249 | 2,153 | 1,874 | 1,979 | 2,217 | 2,335 | 2,158 | 2,572 | 1,768 |
| In-Custody | 29% | 29% | 34% | 37% | 30% | 29% | 33% | 24% | 16% | 15% | 18% |
| Out-of-Custody | 71% | 71% | 66% | 63% | 70% | 71% | 67% | 76% | 84% | 85% | 82% |

ONTARIO COURT OF JUSTICE CRIMINAL MODERNIZATION COMMITTEE TIMMINS DASHBOARD¹⁹

PERCENTAGE OF CASES DISPOSED⁸ BEFORE TRIAL BY OUTCOME

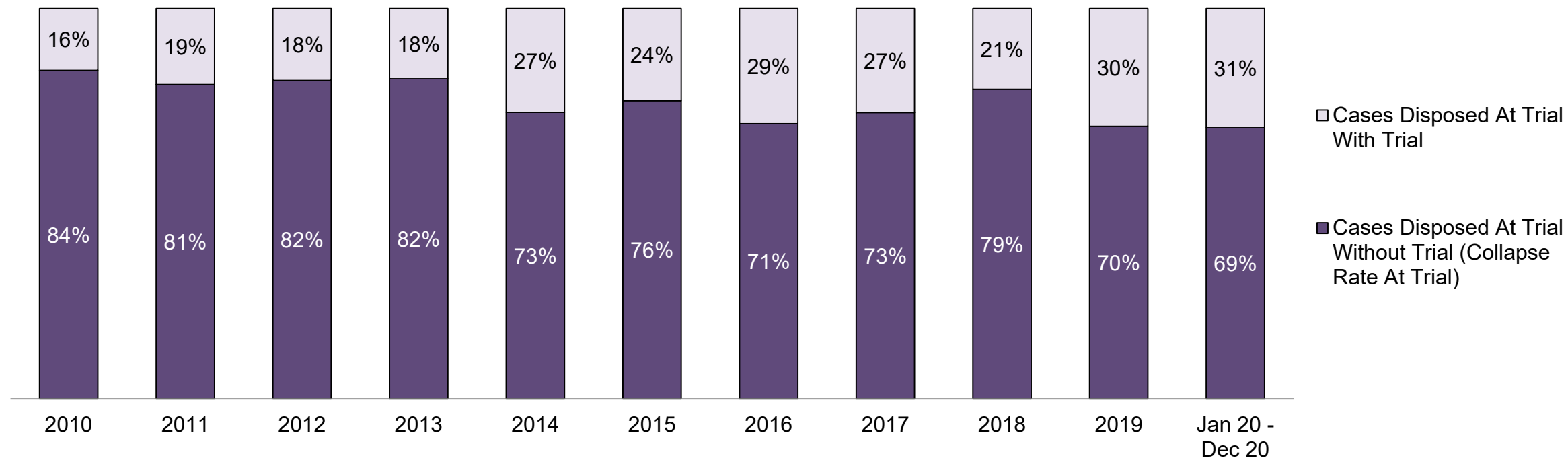


PERCENTAGE OF CASES DISPOSED⁸ AT TRIAL WITHOUT TRIAL (CASES COLLAPSED AT TRIAL) BY OUTCOME



ONTARIO COURT OF JUSTICE CRIMINAL MODERNIZATION COMMITTEE TIMMINS DASHBOARD¹⁹

PERCENTAGE OF CASES DISPOSED⁸ BY PHASE FOR CASES SET FOR TRIAL¹³

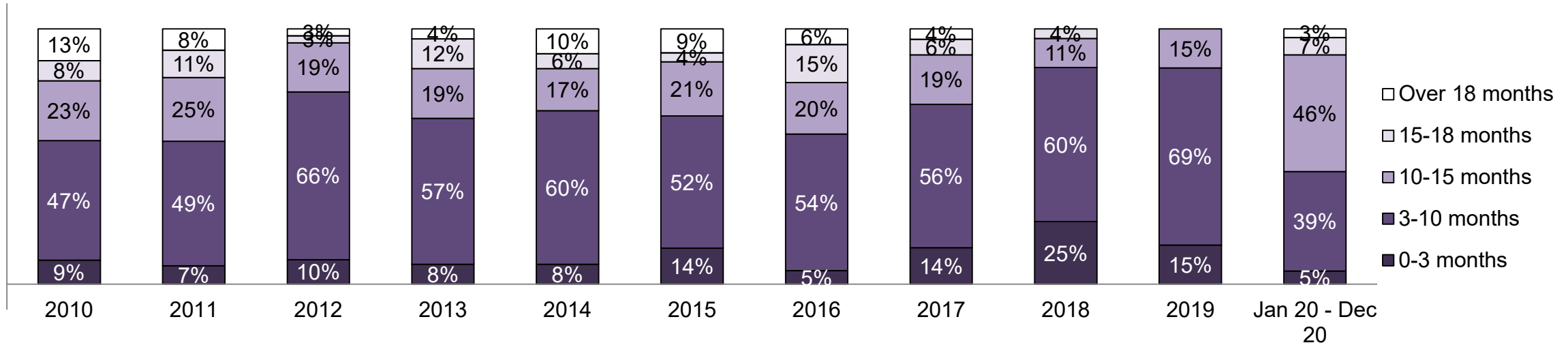


Percentage of Cases Disposed⁸ At Trial Without Trial (Collapse Rate At Trial²) by Offence Group At Disposition

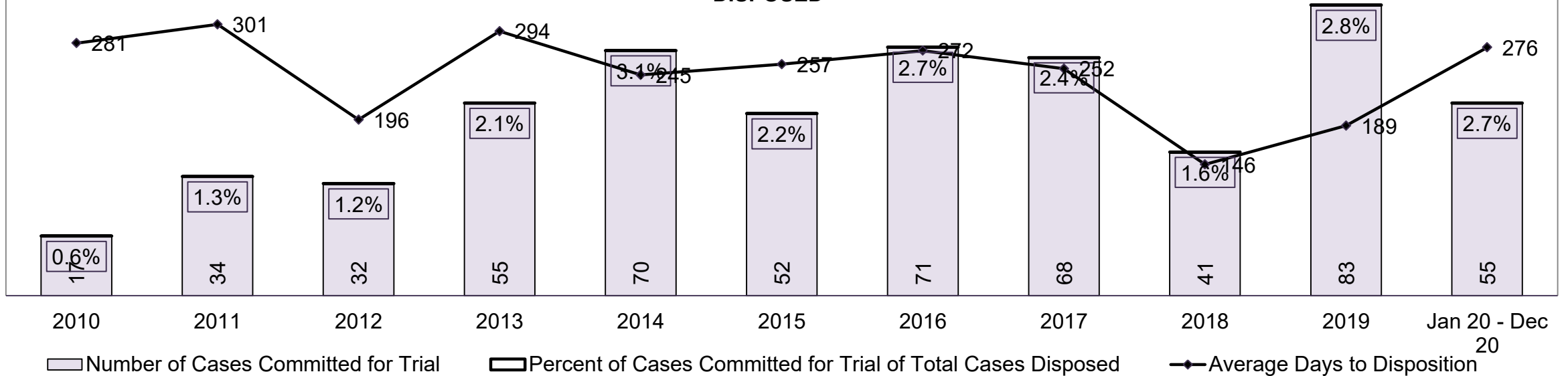
| Offence Group at Disposition ¹⁴ | 2010 | 2011 | 2012 | 2013 | 2014 | 2015 | 2016 | 2017 | 2018 | 2019 | Jan 20 - Dec 20 |
|--|-------------|-------------|-------------|-------------|-------------|-------------|-------------|-------------|-------------|-------------|-----------------|
| Crimes Against The Person | 43% | 43% | 44% | 44% | 39% | 41% | 43% | 43% | 50% | 43% | 43% |
| Crimes Against Property | 15% | 15% | 17% | 13% | 22% | 19% | 14% | 11% | 15% | 16% | 15% |
| Administration of Justice | 18% | 16% | 16% | 14% | 15% | 15% | 16% | 19% | 18% | 21% | 15% |
| Other Criminal Code | 3% | 4% | 6% | 5% | 4% | 5% | 7% | 4% | 7% | 7% | 6% |
| Criminal Code Traffic | 7% | 11% | 6% | 6% | 6% | 6% | 6% | 6% | 4% | 3% | 5% |
| Federal Statute | 13% | 11% | 10% | 18% | 14% | 14% | 13% | 17% | 7% | 9% | 16% |
| Total | 100% | 100% | 100% | 100% | 100% | 100% | 100% | 100% | 100% | 100% | 100% |

ONTARIO COURT OF JUSTICE CRIMINAL MODERNIZATION COMMITTEE TIMMINS DASHBOARD¹⁹

PERCENTAGE OF CASES DISPOSED⁸ AT TRIAL WITH TRIAL BY MONTHS TO DISPOSITION¹⁰

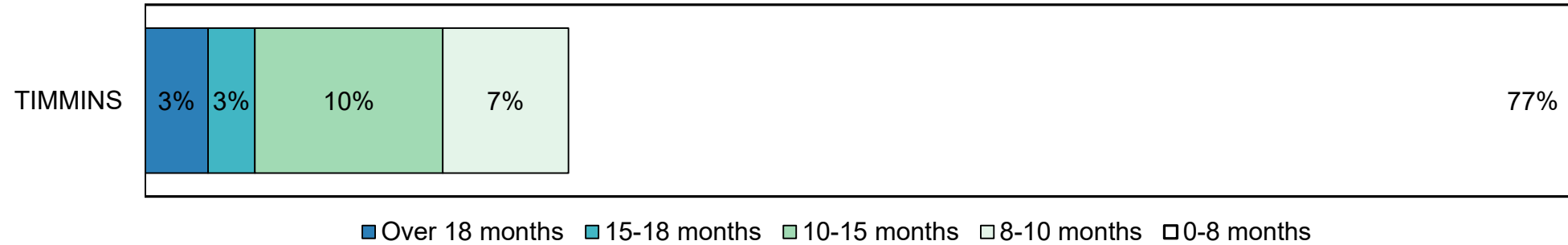


NUMBER, PERCENTAGE, & AVERAGE DAYS TO DISPOSITION¹⁵ OF CASES COMMITTED FOR TRIAL¹⁶ OF TOTAL CASES DISPOSED⁸



**ONTARIO COURT OF JUSTICE CRIMINAL MODERNIZATION COMMITTEE
TIMMINS DASHBOARD¹⁹
CASES PENDING AS OF DECEMBER 31, 2020**

PERCENTAGE OF PENDING CASES³ BY PENDING AGE⁶



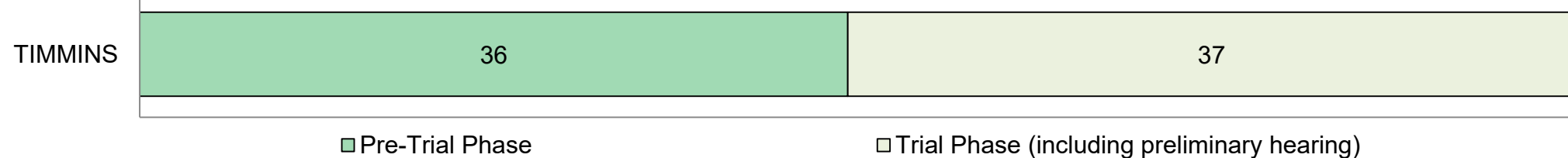
Pending Cases³ by Pending Age⁶ and Percentage of Pending Cases In-Custody¹⁷ and Out-of-Custody¹⁸

| Court Location | Over 18 months | 15-18 months | 10-15 months | 8-10 months | 0-8 months | Total |
|----------------|----------------|--------------|--------------|-------------|------------|--------------|
| TIMMINS | 73 | 54 | 217 | 145 | 1,647 | 2,136 |
| In-Custody | 4% | 11% | 10% | 4% | 5% | 6% |
| Out-of-Custody | 96% | 89% | 90% | 96% | 95% | 94% |

PENDING CASES³ BY PHASE: 15-18 MONTHS⁶



PENDING CASES³ BY PHASE: OVER 18 MONTHS⁶



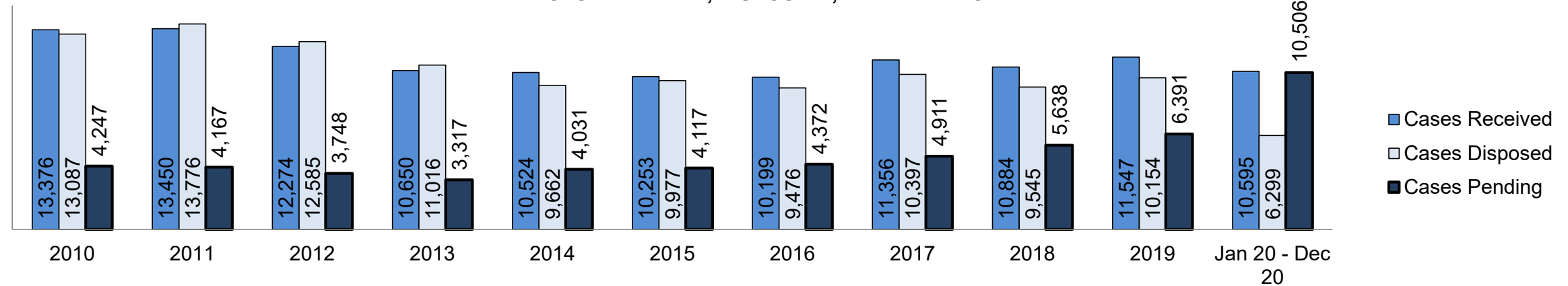
**ONTARIO COURT OF JUSTICE CRIMINAL MODERNIZATION COMMITTEE
NORTH WEST DASHBOARD¹⁹**

| Key Metric | | Jan 20 - Dec 20 | | 2014 Baseline Regional Median* | Change from 2014 Regional Median | |
|------------------------------------|---|-------------------------------------|--------------------|-----------------------------------|-------------------------------------|--------|
| | | Percent | Cases ¹ | | | |
| Bail | Disposed cases that began in the Bail Phase | | 55.2% | 3,476 | 55.5% | -0.3% |
| | Bail cases with a bail outcome (release order or detention order) | Total | 49.2% | 1,711 | 48.6% | 0.6% |
| | | Bail Disposition with 1 appearance | 36.1% | 617 | 39.5% | -3.4% |
| | | Bail Disposition in 1-3 days | 47.0% | 805 | 59.5% | -12.5% |
| | Bail cases with no bail disposition but with a case disposition | Total | 50.8% | 1,765 | 51.4% | -0.6% |
| | | Case disposition in 1-3 appearances | 12.5% | 220 | 36.4% | -23.9% |
| | | Case disposition in 0-3 months | 62.6% | 1,105 | 78.8% | -16.2% |
| Case disposition rate before trial | | 93.5% | 1,651 | 84.7% | 8.8% | |
| Before Trial | Disposition rate (includes bail cases with case dispositions) | | 90.0% | 5,666 | 81.3% | 8.7% |
| | Disposed within 1-3 appearances (net of bench warrant cases) | | 23.9% | 800 | 43.1% | -19.2% |
| | Disposed within 0-3 months (net of bench warrant cases) | | 56.2% | 1,881 | 66.5% | -10.3% |
| Trial | Collapse Rate at Trial ² | | 81.4% | 515 | 75.9% | 5.5% |

| Cases Pending ³ as of December 31, 2020 | | Percent | Cases ¹ | Cases in the Pre-Trial Phase ⁴ | Cases in the Trial Phase ⁵ (including preliminary hearing) |
|--|----------------|---------------|--------------------|--|--|
| Age of All Pending Cases⁶ | 0-8 months | 67.5% | 7,087 | 7,033 | 54 |
| | 8-10 months | 7.8% | 821 | 791 | 30 |
| | 10-15 months | 12.5% | 1,312 | 1,184 | 128 |
| | 15-18 months | 4.6% | 488 | 393 | 95 |
| | Over 18 months | 7.6% | 798 | 552 | 246 |
| Total | | 100.0% | 10,506 | 9,953 | 553 |

ONTARIO COURT OF JUSTICE CRIMINAL MODERNIZATION COMMITTEE NORTH WEST DASHBOARD¹⁹

CASES RECEIVED⁷, DISPOSED⁸, AND PENDING³



Cases Received⁷ by Offence Group

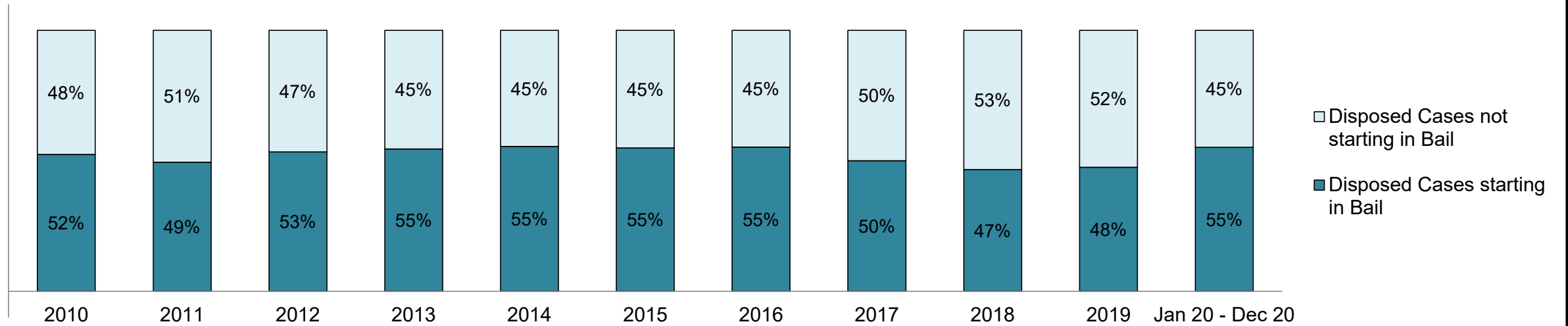
| Offence Group ⁹ | 2010 | 2011 | 2012 | 2013 | 2014 | 2015 | 2016 | 2017 | 2018 | 2019 | Jan 20 - Dec 20 |
|----------------------------|-------|-------|-------|-------|-------|-------|-------|-------|-------|-------|-----------------|
| Crimes Against The Person | 4,011 | 3,984 | 3,822 | 3,420 | 3,348 | 3,378 | 3,497 | 3,660 | 3,730 | 4,049 | 3,860 |
| Crimes Against Property | 2,431 | 2,244 | 2,063 | 1,641 | 1,812 | 1,563 | 1,440 | 1,666 | 1,883 | 2,101 | 1,780 |
| Administration of Justice | 4,184 | 4,403 | 3,989 | 3,508 | 3,483 | 3,508 | 3,528 | 4,127 | 3,474 | 3,506 | 2,885 |
| Other Criminal Code | 469 | 511 | 471 | 425 | 336 | 341 | 379 | 404 | 399 | 407 | 459 |
| Criminal Code Traffic | 752 | 831 | 831 | 687 | 677 | 741 | 771 | 864 | 766 | 921 | 885 |
| Federal Statute | 1,529 | 1,477 | 1,098 | 969 | 868 | 722 | 584 | 635 | 632 | 563 | 726 |

Cases Pending³ by Offence Group

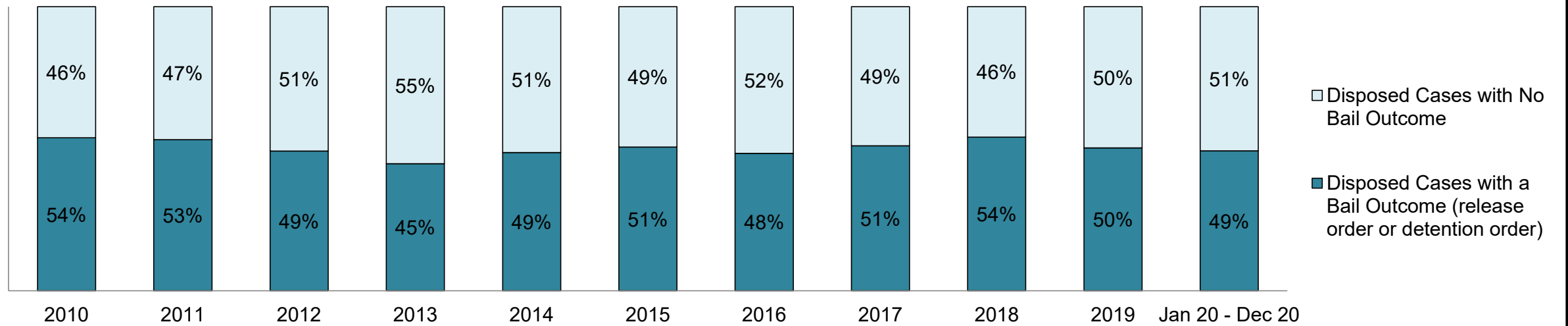
| Offence Group ⁹ | 2010 | 2011 | 2012 | 2013 | 2014 | 2015 | 2016 | 2017 | 2018 | 2019 | Jan 20 - Dec 20 |
|----------------------------|-------|-------|-------|-------|-------|-------|-------|-------|-------|-------|-----------------|
| Crimes Against The Person | 1,493 | 1,481 | 1,466 | 1,244 | 1,447 | 1,625 | 1,816 | 1,870 | 2,233 | 2,549 | 4,146 |
| Crimes Against Property | 836 | 754 | 654 | 546 | 781 | 671 | 603 | 785 | 997 | 1,142 | 1,700 |
| Administration of Justice | 880 | 884 | 810 | 768 | 936 | 983 | 1,031 | 1,305 | 1,345 | 1,507 | 2,487 |
| Other Criminal Code | 188 | 156 | 140 | 127 | 162 | 143 | 176 | 204 | 241 | 263 | 470 |
| Criminal Code Traffic | 248 | 310 | 321 | 254 | 332 | 351 | 445 | 453 | 471 | 528 | 947 |
| Federal Statute | 602 | 582 | 357 | 378 | 373 | 344 | 301 | 294 | 351 | 402 | 756 |

**ONTARIO COURT OF JUSTICE CRIMINAL MODERNIZATION COMMITTEE
NORTH WEST DASHBOARD¹⁹**

PERCENTAGE OF DISPOSED CASES⁸ STARTING IN BAIL

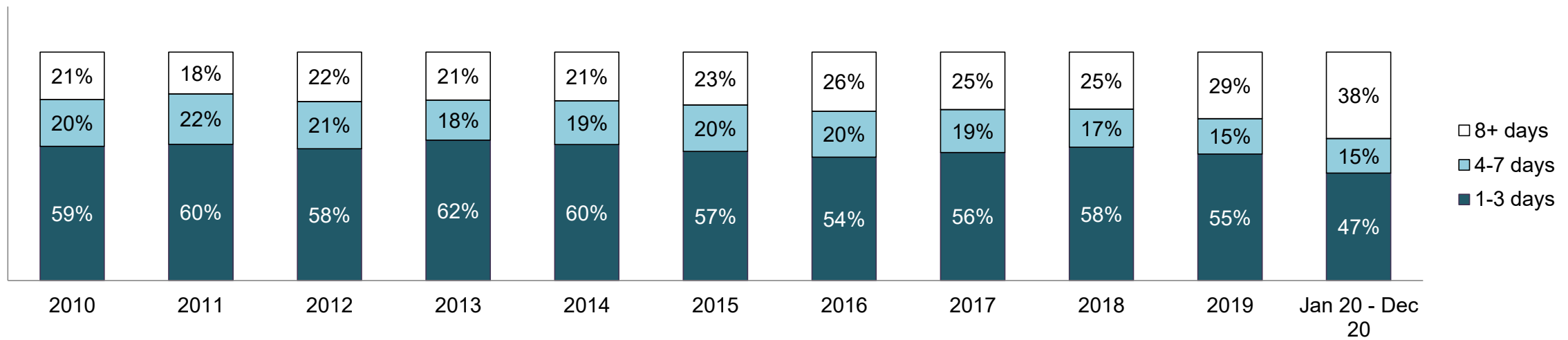


PERCENTAGE OF DISPOSED CASES⁸ STARTING IN BAIL BY BAIL OUTCOME

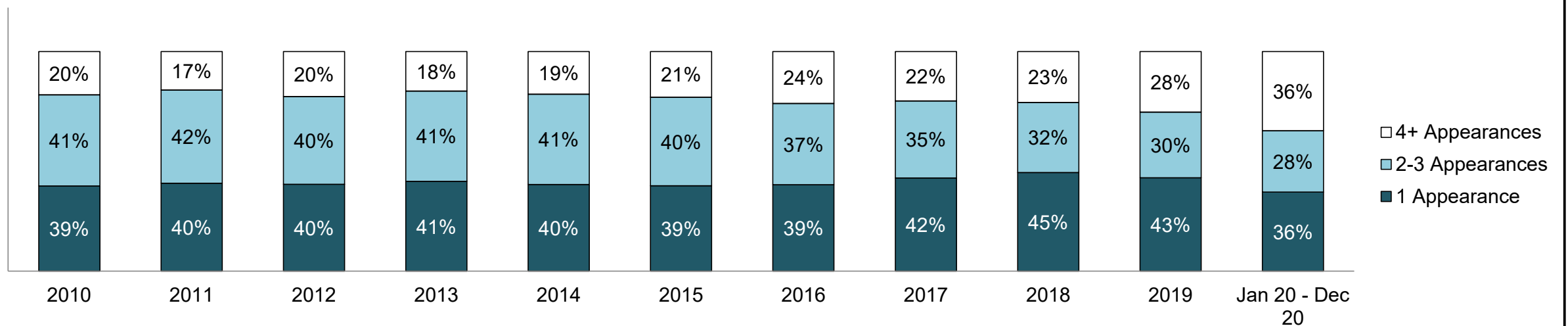


ONTARIO COURT OF JUSTICE CRIMINAL MODERNIZATION COMMITTEE NORTH WEST DASHBOARD¹⁹

PERCENTAGE OF BAIL CASES BY DAYS FROM FIRST BAIL APPEARANCE TO BAIL DISPOSITION

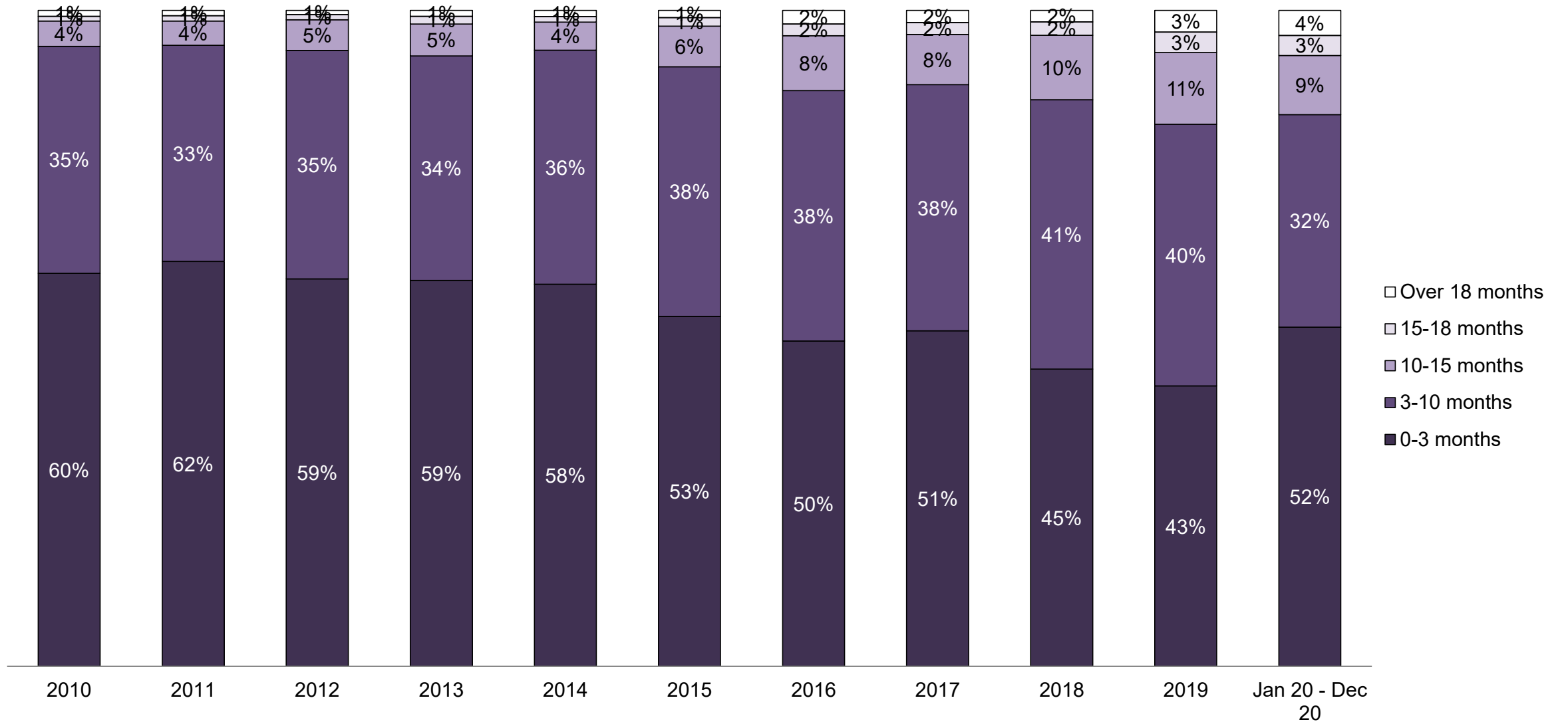


PERCENTAGE OF BAIL CASES BY NUMBER OF APPEARANCES FROM FIRST BAIL APPEARANCE TO BAIL DISPOSITION

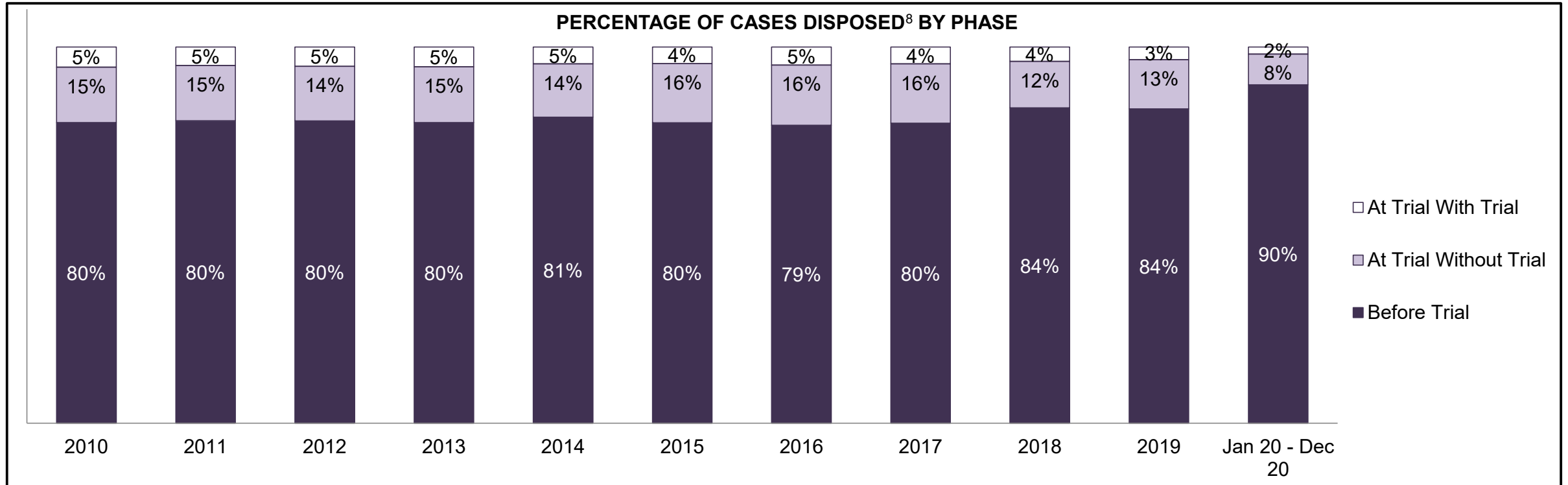


**ONTARIO COURT OF JUSTICE CRIMINAL MODERNIZATION COMMITTEE
NORTH WEST DASHBOARD¹⁹**

PERCENTAGE OF DISPOSED CASES⁸ BY MONTHS TO DISPOSITION¹⁰



**ONTARIO COURT OF JUSTICE CRIMINAL MODERNIZATION COMMITTEE
NORTH WEST DASHBOARD¹⁹**

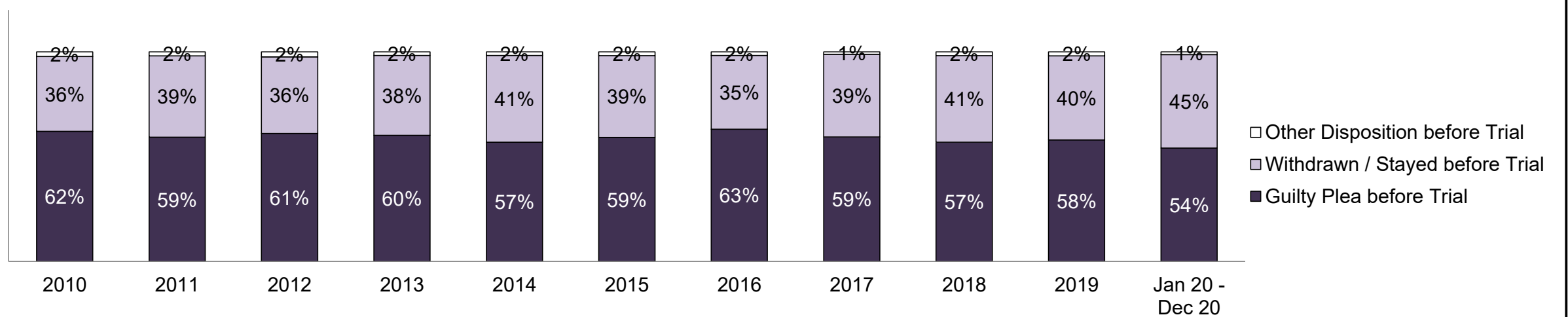


Cases Disposed⁸ by Phase and Percentage of In-Custody¹¹, Out-of-Custody¹² Cases at Case Disposition

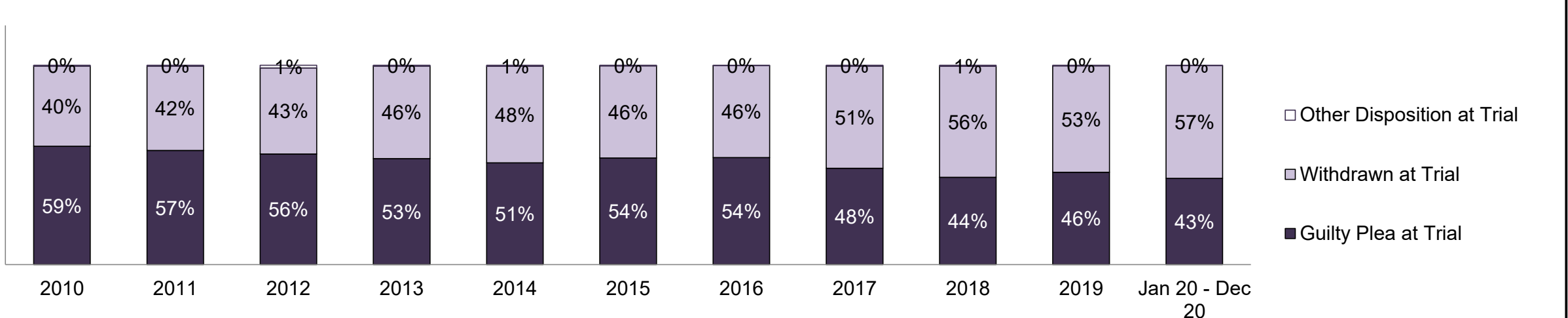
| Phases | 2010 | 2011 | 2012 | 2013 | 2014 | 2015 | 2016 | 2017 | 2018 | 2019 | Jan 20 - Dec 20 |
|-------------------------------|--------|--------|--------|-------|-------|-------|-------|-------|-------|-------|-----------------|
| At Trial With Trial | 705 | 677 | 648 | 576 | 435 | 444 | 455 | 467 | 367 | 343 | 118 |
| In-Custody | 23% | 20% | 25% | 22% | 25% | 25% | 22% | 18% | 14% | 17% | 27% |
| Out-of-Custody | 77% | 80% | 75% | 78% | 75% | 75% | 78% | 82% | 86% | 83% | 73% |
| At Trial Without Trial | 1,922 | 2,024 | 1,823 | 1,639 | 1,370 | 1,564 | 1,517 | 1,640 | 1,177 | 1,330 | 515 |
| In-Custody | 25% | 23% | 24% | 23% | 26% | 22% | 22% | 18% | 16% | 18% | 19% |
| Out-of-Custody | 75% | 77% | 76% | 77% | 74% | 78% | 78% | 82% | 84% | 82% | 81% |
| Before Trial | 10,460 | 11,075 | 10,114 | 8,801 | 7,857 | 7,969 | 7,504 | 8,290 | 8,001 | 8,481 | 5,666 |
| In-Custody | 28% | 26% | 30% | 33% | 31% | 30% | 32% | 27% | 23% | 26% | 31% |
| Out-of-Custody | 72% | 74% | 70% | 67% | 69% | 70% | 68% | 73% | 77% | 74% | 69% |

**ONTARIO COURT OF JUSTICE CRIMINAL MODERNIZATION COMMITTEE
NORTH WEST DASHBOARD¹⁹**

PERCENTAGE OF CASES DISPOSED⁸ BEFORE TRIAL BY OUTCOME

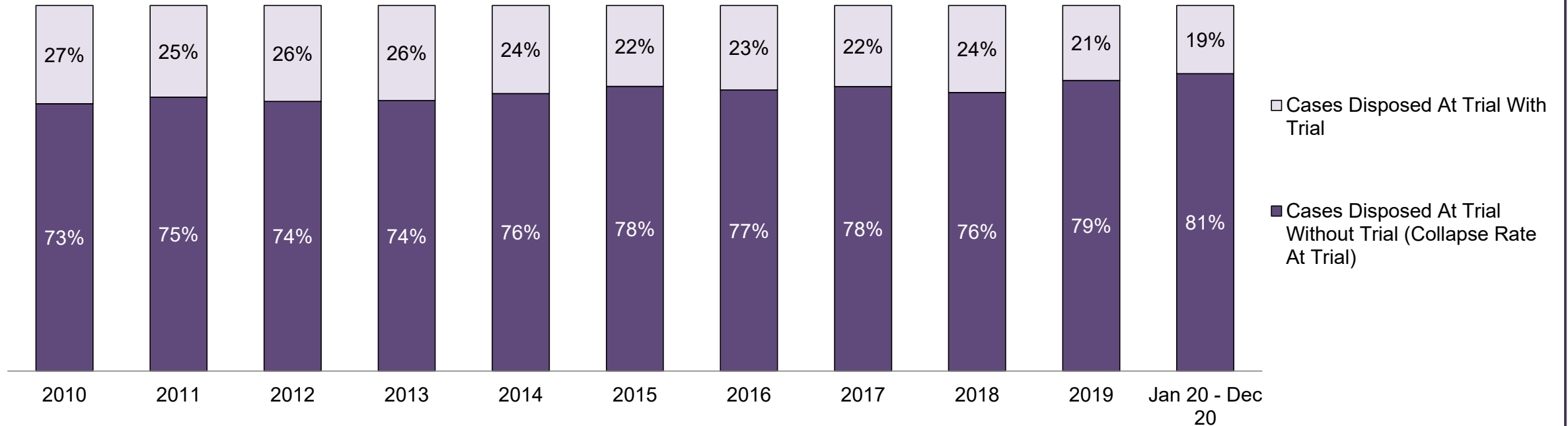


PERCENTAGE OF CASES DISPOSED⁸ AT TRIAL WITHOUT TRIAL (CASES COLLAPSED AT TRIAL) BY OUTCOME



**ONTARIO COURT OF JUSTICE CRIMINAL MODERNIZATION COMMITTEE
NORTH WEST DASHBOARD¹⁹**

PERCENTAGE OF CASES DISPOSED⁸ BY PHASE FOR CASES SET FOR TRIAL¹³

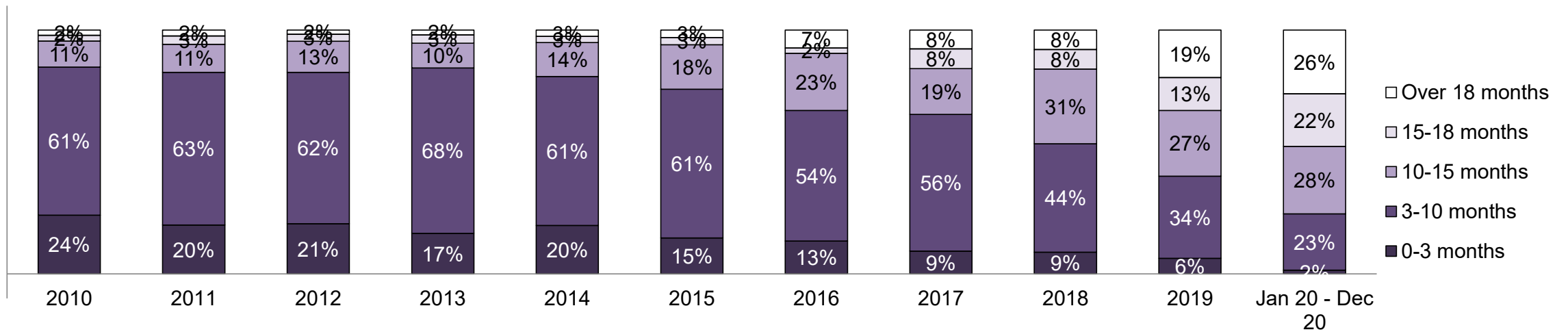


Percentage of Cases Disposed⁸ At Trial Without Trial (Collapse Rate At Trial²) by Offence Group At Disposition

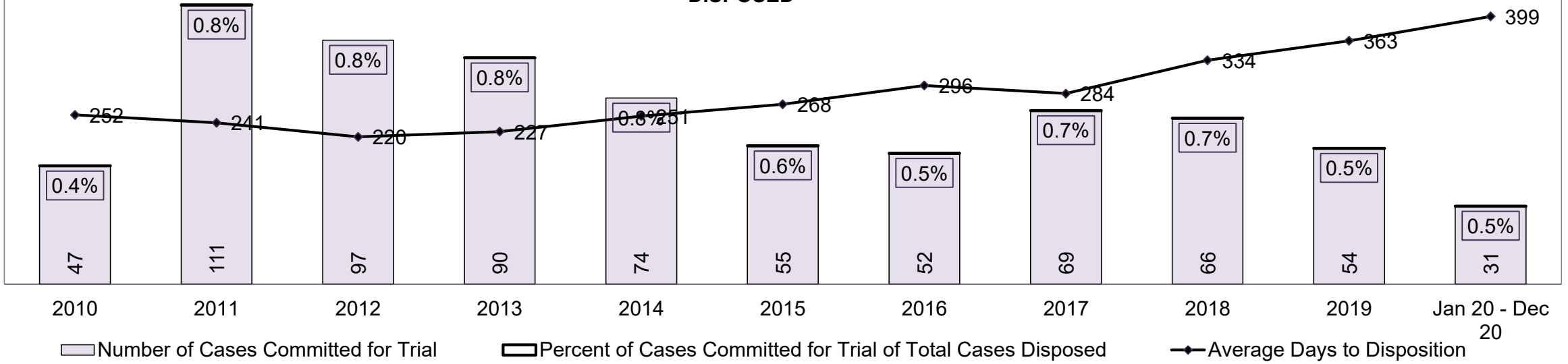
| Offence Group at Disposition ¹⁴ | 2010 | 2011 | 2012 | 2013 | 2014 | 2015 | 2016 | 2017 | 2018 | 2019 | Jan 20 - Dec 20 |
|--|-------------|-------------|-------------|-------------|-------------|-------------|-------------|-------------|-------------|-------------|-----------------|
| Crimes Against The Person | 59% | 55% | 57% | 60% | 61% | 57% | 60% | 61% | 63% | 61% | 57% |
| Crimes Against Property | 12% | 11% | 11% | 10% | 11% | 12% | 10% | 9% | 8% | 10% | 11% |
| Administration of Justice | 13% | 15% | 13% | 11% | 12% | 13% | 13% | 13% | 15% | 16% | 14% |
| Other Criminal Code | 4% | 5% | 4% | 4% | 4% | 5% | 3% | 4% | 3% | 3% | 6% |
| Criminal Code Traffic | 8% | 6% | 7% | 9% | 7% | 9% | 9% | 8% | 7% | 7% | 8% |
| Federal Statute | 5% | 8% | 7% | 6% | 5% | 5% | 5% | 4% | 3% | 3% | 5% |
| Total | 100% | 100% | 100% | 100% | 100% | 100% | 100% | 100% | 100% | 100% | 100% |

ONTARIO COURT OF JUSTICE CRIMINAL MODERNIZATION COMMITTEE NORTH WEST DASHBOARD¹⁹

PERCENTAGE OF CASES DISPOSED⁸ AT TRIAL WITH TRIAL BY MONTHS TO DISPOSITION¹⁰

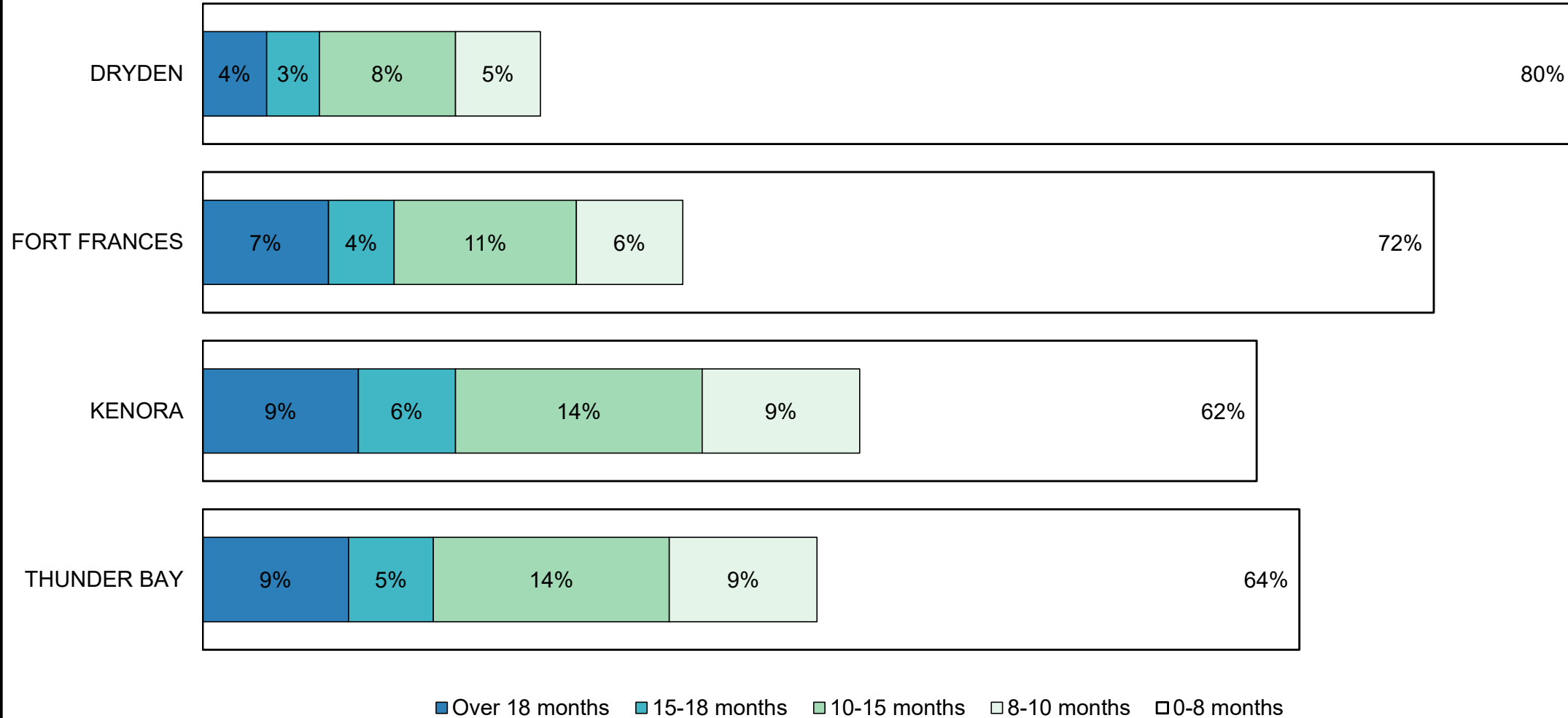


NUMBER, PERCENTAGE, & AVERAGE DAYS TO DISPOSITION¹⁵ OF CASES COMMITTED FOR TRIAL¹⁶ OF TOTAL CASES DISPOSED⁸













**ONTARIO COURT OF JUSTICE CRIMINAL MODERNIZATION COMMITTEE
NORTH WEST DASHBOARD¹⁹
CASES PENDING AS OF DECEMBER 31, 2020**

PERCENTAGE OF PENDING CASES³ BY PENDING AGE⁶

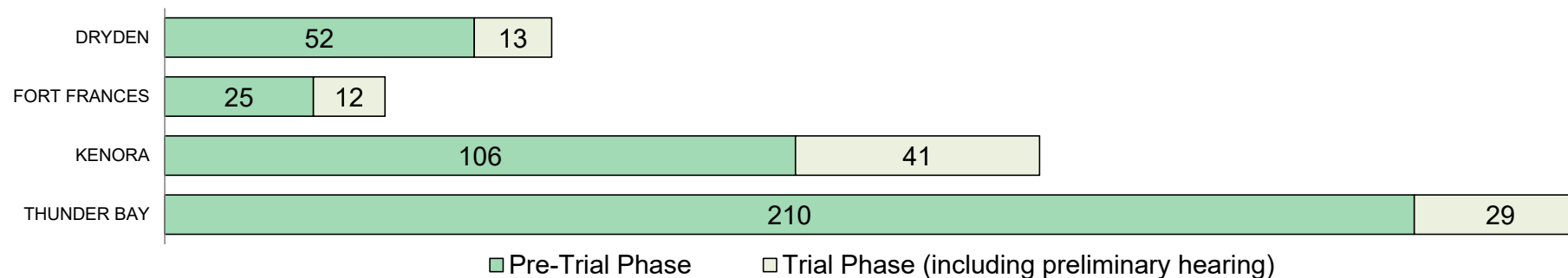


**ONTARIO COURT OF JUSTICE CRIMINAL MODERNIZATION COMMITTEE
NORTH WEST DASHBOARD¹⁹
CASES PENDING AS OF DECEMBER 31, 2020**


| Pending Cases ³ by Pending Age ⁶ and Percentage of Pending Cases In-Custody ¹⁷ and Out-of-Custody ¹⁸ | | | | | | |
|--|--|---|---|---|---|---------------|
| Location | Over 18 months | 15-18 months | 10-15 months | 8-10 months | 0-8 months | Total |
| NORTH WEST | 798 | 488 | 1,312 | 821 | 7,087 | 10,506 |
| In-Custody |  15% |  17% |  16% |  15% |  15% | 16% |
| Out-of-Custody |  85% |  83% |  84% |  85% |  85% | 84% |
| DRYDEN | 79 | 65 | 168 | 105 | 1,696 | 2,113 |
| FORT FRANCES | 71 | 37 | 103 | 60 | 695 | 966 |
| KENORA | 236 | 147 | 374 | 239 | 1,598 | 2,594 |
| THUNDER BAY | 412 | 239 | 667 | 417 | 3,098 | 4,833 |

**ONTARIO COURT OF JUSTICE CRIMINAL MODERNIZATION COMMITTEE
NORTH WEST DASHBOARD¹⁹
CASES PENDING AS OF DECEMBER 31, 2020**

PENDING CASES³ BY PHASE: 15-18 MONTHS⁶



PENDING CASES³ BY PHASE: OVER 18 MONTHS⁶

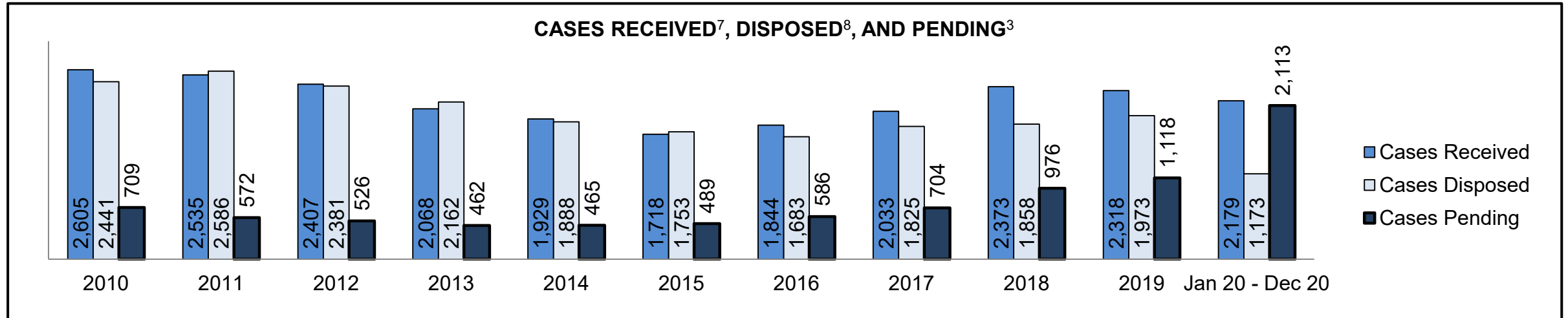


**ONTARIO COURT OF JUSTICE CRIMINAL MODERNIZATION COMMITTEE
DRYDEN DASHBOARD¹⁹**

| Key Metric | | Jan 20 - Dec 20 | | 2014 Baseline Median* | Change from 2014 Baseline Median | |
|------------------------------------|---|-------------------------------------|--------------------|-----------------------|----------------------------------|--------|
| | | Percent | Cases ¹ | | | |
| Bail | Disposed cases that began in the Bail Phase | | 44.1% | 517 | 42.6% | 1.5% |
| | Bail cases with a bail outcome (release order or detention order) | Total | 41.0% | 212 | 47.8% | -6.8% |
| | | Bail Disposition with 1 appearance | 23.6% | 50 | 48.8% | -25.2% |
| | | Bail Disposition in 1-3 days | 36.8% | 78 | 72.1% | -35.3% |
| | Bail cases with no bail disposition but with a case disposition | Total | 59.0% | 305 | 52.2% | 6.8% |
| | | Case disposition in 1-3 appearances | 10.8% | 33 | 35.3% | -24.5% |
| | | Case disposition in 0-3 months | 48.2% | 147 | 81.3% | -33.1% |
| Case disposition rate before trial | | 91.1% | 278 | 90.5% | 0.7% | |
| Before Trial | Disposition rate (includes bail cases with case dispositions) | | 90.4% | 1,060 | 82.9% | 7.4% |
| | Disposed within 1-3 appearances (net of bench warrant cases) | | 28.3% | 162 | 39.0% | -10.7% |
| | Disposed within 0-3 months (net of bench warrant cases) | | 59.2% | 339 | 67.5% | -8.3% |
| Trial | Collapse Rate at Trial ² | | 81.4% | 92 | 70.0% | 11.5% |

| Cases Pending ³ as of December 31, 2020 | | Percent | Cases ¹ | Cases in the Pre-Trial Phase ⁴ | Cases in the Trial Phase ⁵ (including preliminary hearing) |
|--|----------------|---------------|--------------------|---|---|
| Age of All Pending Cases⁶ | 0-8 months | 80.3% | 1,696 | 1,682 | 14 |
| | 8-10 months | 5.0% | 105 | 102 | 3 |
| | 10-15 months | 8.0% | 168 | 147 | 21 |
| | 15-18 months | 3.1% | 65 | 52 | 13 |
| | Over 18 months | 3.7% | 79 | 44 | 35 |
| Total | | 100.0% | 2,113 | 2,027 | 86 |

ONTARIO COURT OF JUSTICE CRIMINAL MODERNIZATION COMMITTEE DRYDEN DASHBOARD¹⁹



Cases Received⁷ by Offence Group

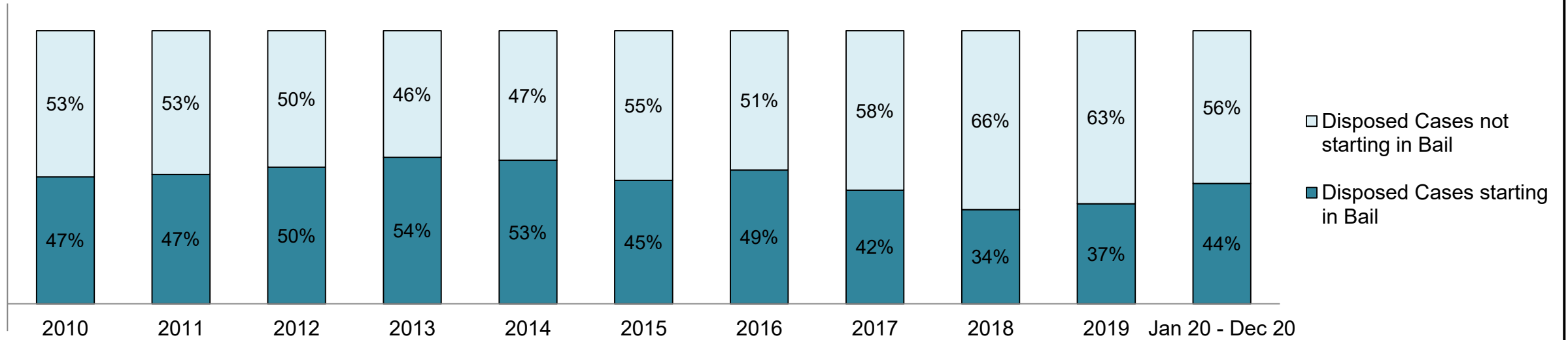
| Offence Group ⁹ | 2010 | 2011 | 2012 | 2013 | 2014 | 2015 | 2016 | 2017 | 2018 | 2019 | Jan 20 - Dec 20 |
|----------------------------|------|------|------|------|------|------|------|------|------|------|-----------------|
| Crimes Against The Person | 846 | 823 | 871 | 721 | 704 | 591 | 674 | 685 | 751 | 796 | 798 |
| Crimes Against Property | 393 | 359 | 372 | 318 | 288 | 257 | 284 | 306 | 399 | 356 | 285 |
| Administration of Justice | 815 | 794 | 683 | 564 | 571 | 529 | 552 | 729 | 822 | 786 | 661 |
| Other Criminal Code | 114 | 143 | 161 | 142 | 80 | 77 | 90 | 78 | 84 | 106 | 110 |
| Criminal Code Traffic | 107 | 118 | 127 | 118 | 103 | 131 | 113 | 113 | 152 | 156 | 171 |
| Federal Statute | 330 | 298 | 193 | 205 | 183 | 133 | 131 | 122 | 165 | 118 | 154 |

Cases Pending³ by Offence Group

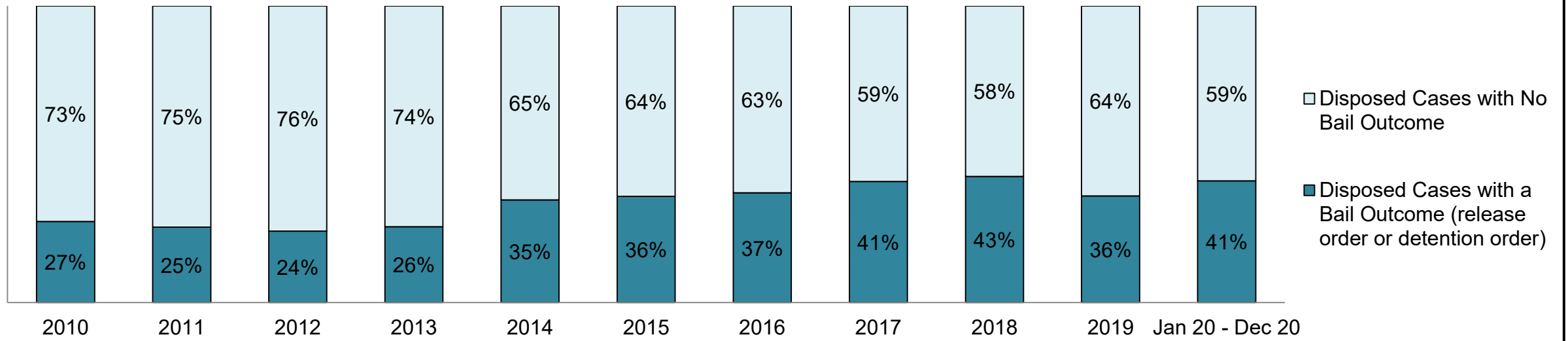
| Offence Group ⁹ | 2010 | 2011 | 2012 | 2013 | 2014 | 2015 | 2016 | 2017 | 2018 | 2019 | Jan 20 - Dec 20 |
|----------------------------|------|------|------|------|------|------|------|------|------|------|-----------------|
| Crimes Against The Person | 248 | 187 | 228 | 185 | 176 | 199 | 256 | 291 | 386 | 443 | 826 |
| Crimes Against Property | 110 | 115 | 91 | 80 | 80 | 86 | 90 | 115 | 154 | 159 | 282 |
| Administration of Justice | 151 | 109 | 95 | 93 | 93 | 101 | 126 | 182 | 256 | 305 | 571 |
| Other Criminal Code | 40 | 37 | 23 | 21 | 20 | 24 | 24 | 23 | 34 | 55 | 103 |
| Criminal Code Traffic | 28 | 34 | 37 | 33 | 48 | 40 | 46 | 43 | 60 | 85 | 171 |
| Federal Statute | 132 | 90 | 52 | 50 | 48 | 39 | 44 | 50 | 86 | 71 | 160 |

**ONTARIO COURT OF JUSTICE CRIMINAL MODERNIZATION COMMITTEE
DRYDEN DASHBOARD¹⁹**

PERCENTAGE OF DISPOSED CASES⁸ STARTING IN BAIL

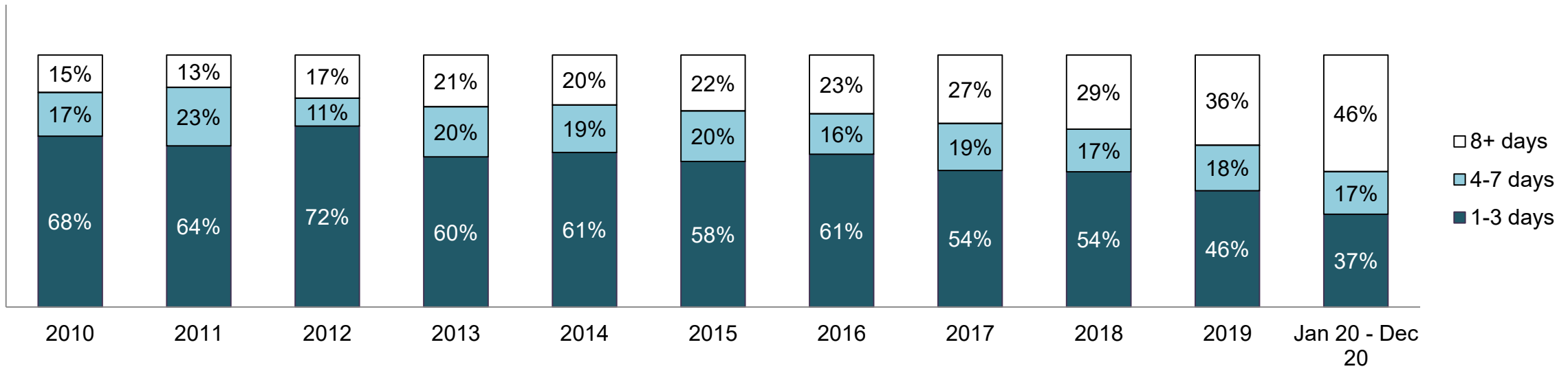


PERCENTAGE OF DISPOSED CASES⁸ STARTING IN BAIL BY BAIL OUTCOME

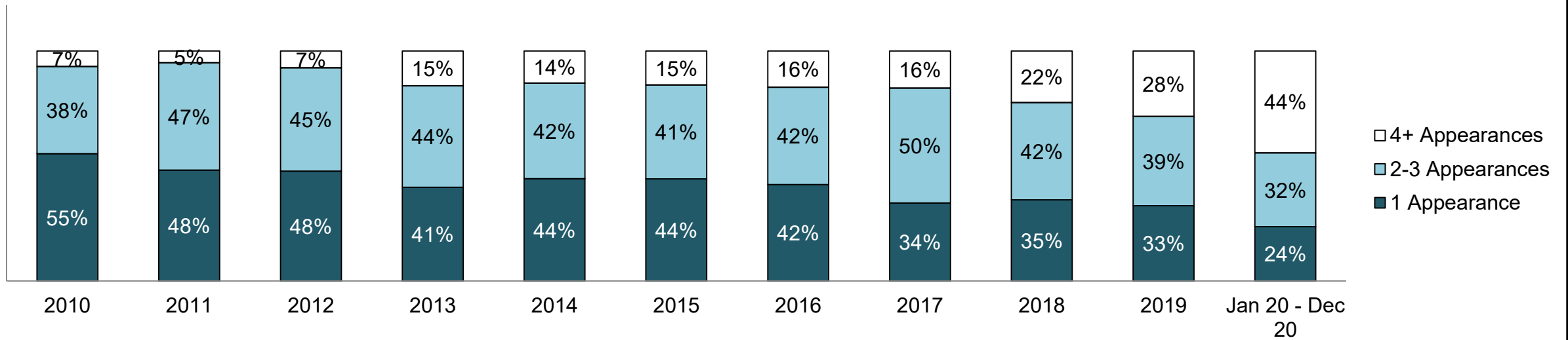


ONTARIO COURT OF JUSTICE CRIMINAL MODERNIZATION COMMITTEE DRYDEN DASHBOARD¹⁹

PERCENTAGE OF BAIL CASES BY DAYS FROM FIRST BAIL APPEARANCE TO BAIL DISPOSITION

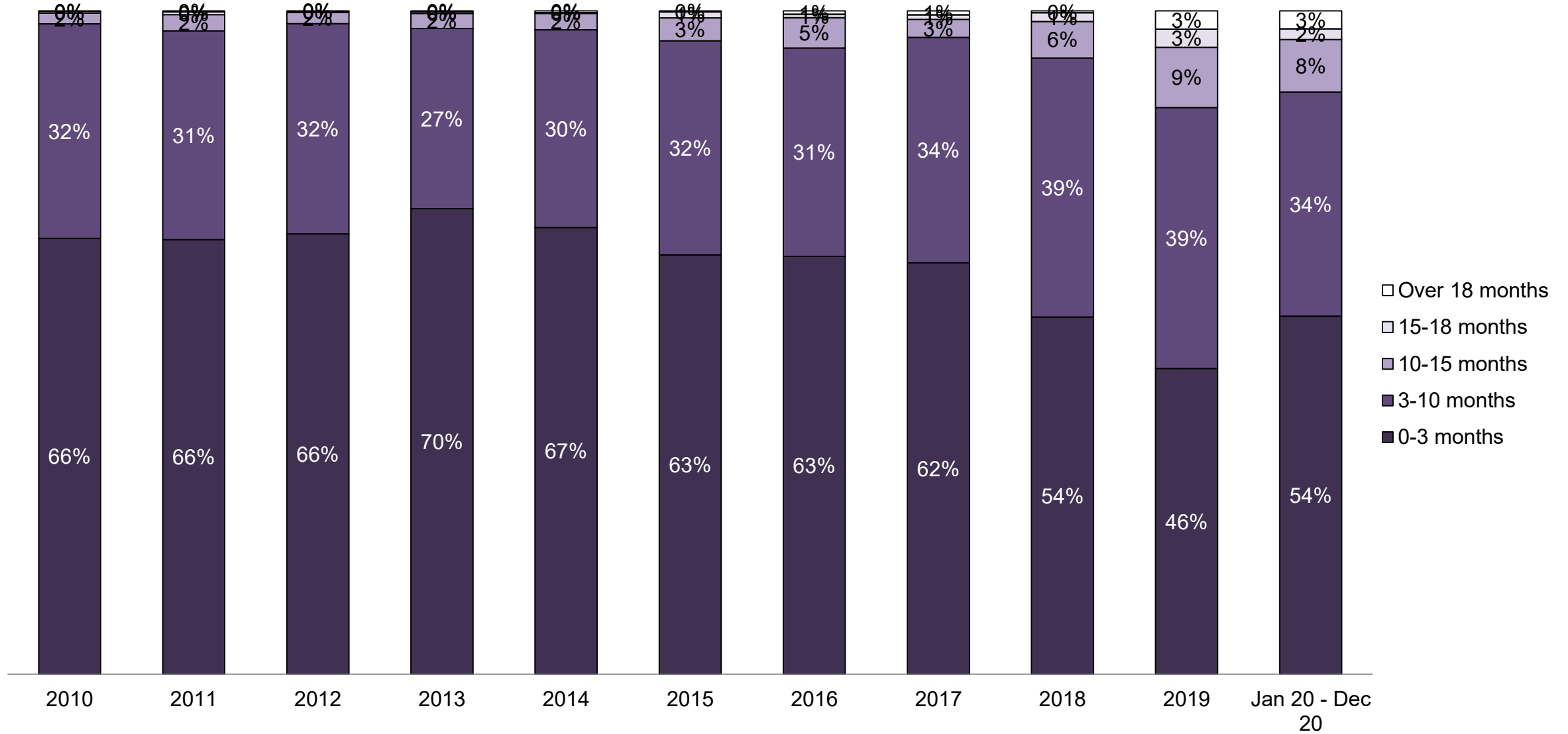


PERCENTAGE OF BAIL CASES BY NUMBER OF APPEARANCES FROM FIRST BAIL APPEARANCE TO BAIL DISPOSITION

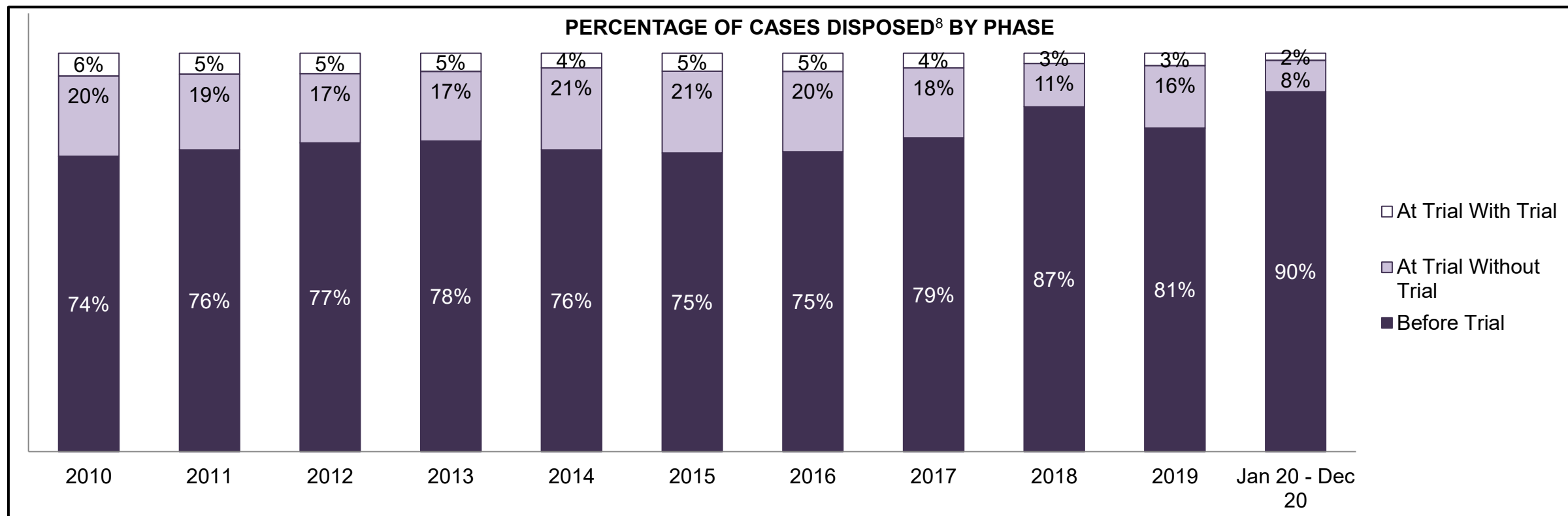


**ONTARIO COURT OF JUSTICE CRIMINAL MODERNIZATION COMMITTEE
 DRYDEN DASHBOARD¹⁹**

PERCENTAGE OF DISPOSED CASES⁸ BY MONTHS TO DISPOSITION¹⁰



ONTARIO COURT OF JUSTICE CRIMINAL MODERNIZATION COMMITTEE DRYDEN DASHBOARD¹⁹

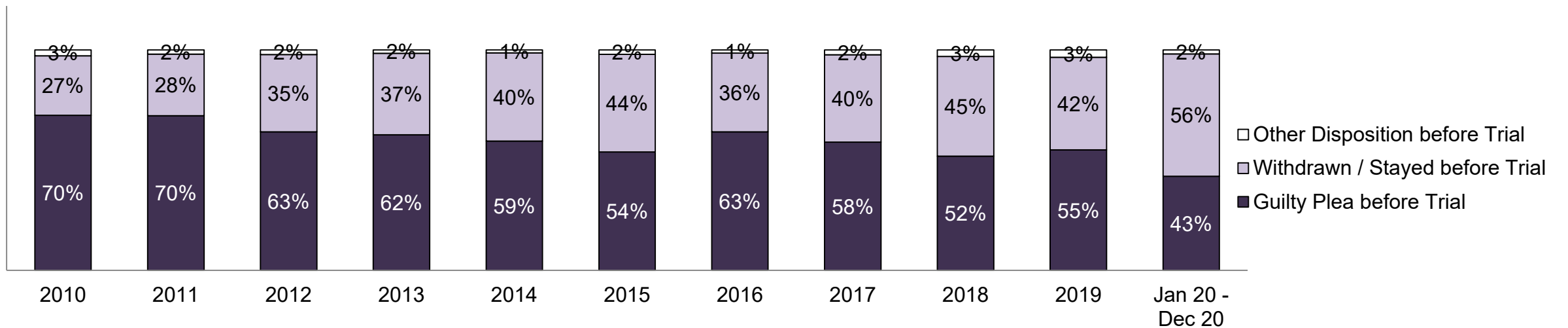


Cases Disposed⁸ by Phase and Percentage of In-Custody¹¹, Out-of-Custody¹² Cases at Case Disposition

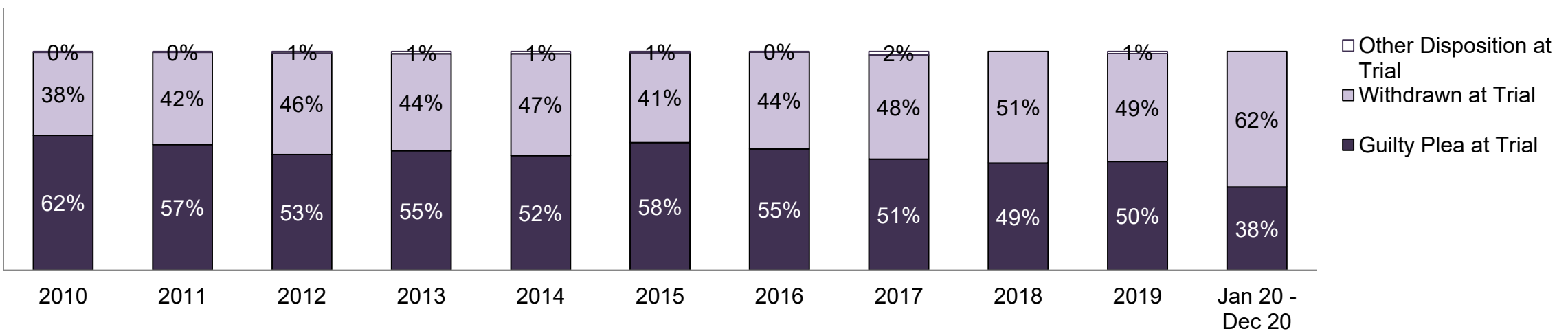
| Phases | 2010 | 2011 | 2012 | 2013 | 2014 | 2015 | 2016 | 2017 | 2018 | 2019 | Jan 20 - Dec 20 |
|-------------------------------|-------|-------|-------|-------|-------|-------|-------|-------|-------|-------|-----------------|
| At Trial With Trial | 139 | 136 | 122 | 99 | 69 | 79 | 77 | 67 | 48 | 61 | 21 |
| In-Custody | 32% | 35% | 39% | 34% | 25% | 22% | 18% | 18% | 8% | 20% | 29% |
| Out-of-Custody | 68% | 65% | 61% | 66% | 75% | 78% | 82% | 82% | 92% | 80% | 71% |
| At Trial Without Trial | 493 | 491 | 414 | 377 | 389 | 360 | 339 | 321 | 202 | 310 | 92 |
| In-Custody | 37% | 41% | 37% | 35% | 31% | 30% | 27% | 20% | 19% | 18% | 25% |
| Out-of-Custody | 63% | 59% | 63% | 65% | 69% | 70% | 73% | 80% | 81% | 82% | 75% |
| Before Trial | 1,809 | 1,959 | 1,845 | 1,686 | 1,430 | 1,314 | 1,267 | 1,437 | 1,608 | 1,602 | 1,060 |
| In-Custody | 34% | 35% | 38% | 42% | 36% | 30% | 33% | 27% | 21% | 26% | 28% |
| Out-of-Custody | 66% | 65% | 62% | 58% | 64% | 70% | 67% | 73% | 79% | 74% | 72% |

ONTARIO COURT OF JUSTICE CRIMINAL MODERNIZATION COMMITTEE DRYDEN DASHBOARD¹⁹

PERCENTAGE OF CASES DISPOSED⁸ BEFORE TRIAL BY OUTCOME

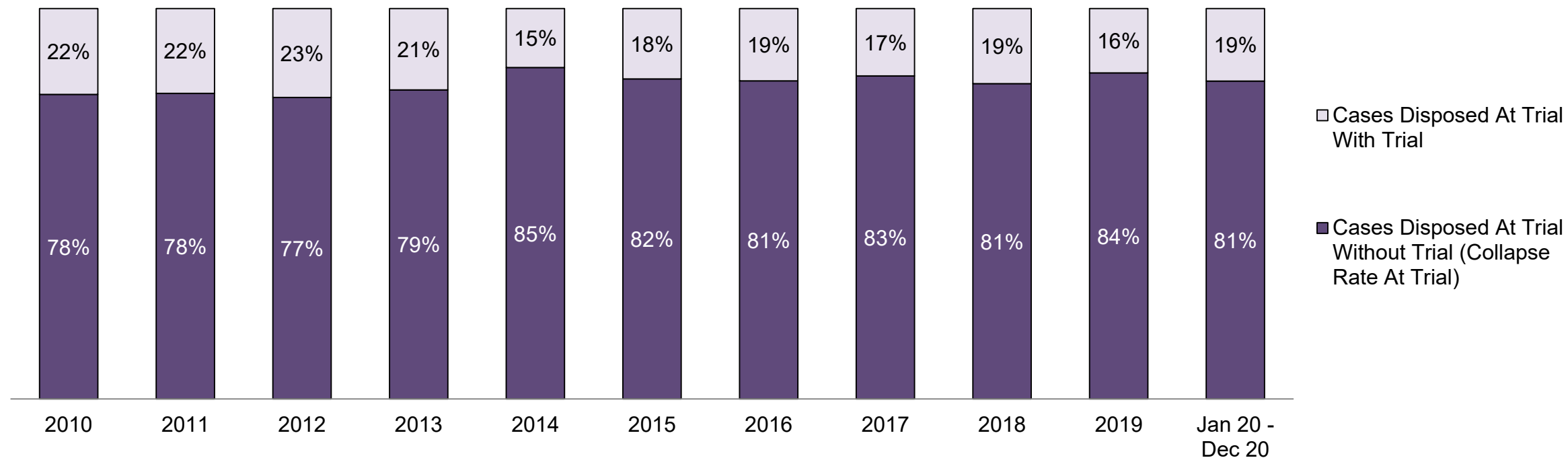


PERCENTAGE OF CASES DISPOSED⁸ AT TRIAL WITHOUT TRIAL (CASES COLLAPSED AT TRIAL) BY OUTCOME



ONTARIO COURT OF JUSTICE CRIMINAL MODERNIZATION COMMITTEE DRYDEN DASHBOARD¹⁹

PERCENTAGE OF CASES DISPOSED⁸ BY PHASE FOR CASES SET FOR TRIAL¹³

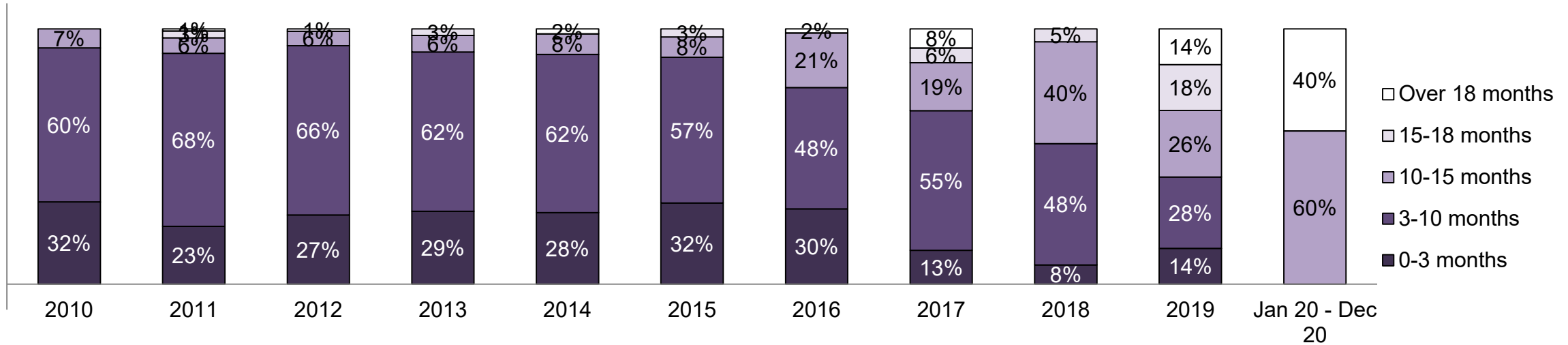


Percentage of Cases Disposed⁸ At Trial Without Trial (Collapse Rate At Trial²) by Offence Group At Disposition

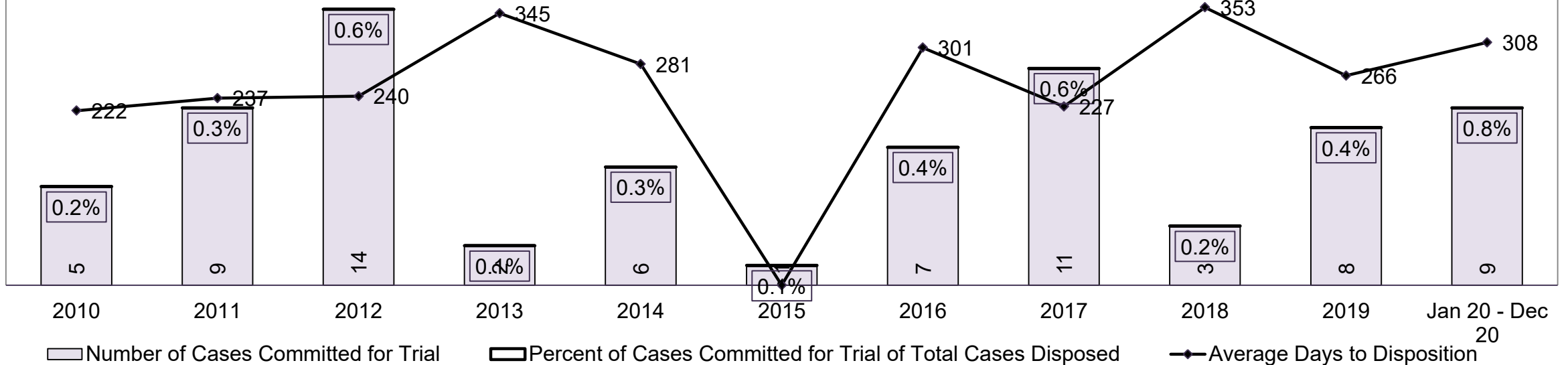
| Offence Group at Disposition ¹⁴ | 2010 | 2011 | 2012 | 2013 | 2014 | 2015 | 2016 | 2017 | 2018 | 2019 | Jan 20 - Dec 20 |
|--|-------------|-------------|-------------|-------------|-------------|-------------|-------------|-------------|-------------|-------------|-----------------|
| Crimes Against The Person | 51% | 48% | 49% | 57% | 55% | 50% | 57% | 60% | 66% | 54% | 53% |
| Crimes Against Property | 13% | 10% | 17% | 11% | 12% | 13% | 12% | 9% | 7% | 12% | 12% |
| Administration of Justice | 18% | 21% | 15% | 15% | 17% | 16% | 13% | 14% | 16% | 18% | 21% |
| Other Criminal Code | 5% | 7% | 7% | 5% | 5% | 5% | 5% | 6% | 4% | 4% | 4% |
| Criminal Code Traffic | 5% | 4% | 6% | 7% | 5% | 10% | 8% | 9% | 5% | 9% | 6% |
| Federal Statute | 7% | 10% | 7% | 5% | 6% | 6% | 5% | 3% | 3% | 4% | 4% |
| Total | 100% | 100% | 100% | 100% | 100% | 100% | 100% | 100% | 100% | 100% | 100% |

ONTARIO COURT OF JUSTICE CRIMINAL MODERNIZATION COMMITTEE DRYDEN DASHBOARD¹⁹

PERCENTAGE OF CASES DISPOSED⁸ AT TRIAL WITH TRIAL BY MONTHS TO DISPOSITION¹⁰



NUMBER, PERCENTAGE, & AVERAGE DAYS TO DISPOSITION¹⁵ OF CASES COMMITTED FOR TRIAL¹⁶ OF TOTAL CASES DISPOSED⁸



**ONTARIO COURT OF JUSTICE CRIMINAL MODERNIZATION COMMITTEE
 DRYDEN DASHBOARD¹⁹
 CASES PENDING AS OF DECEMBER 31, 2020**

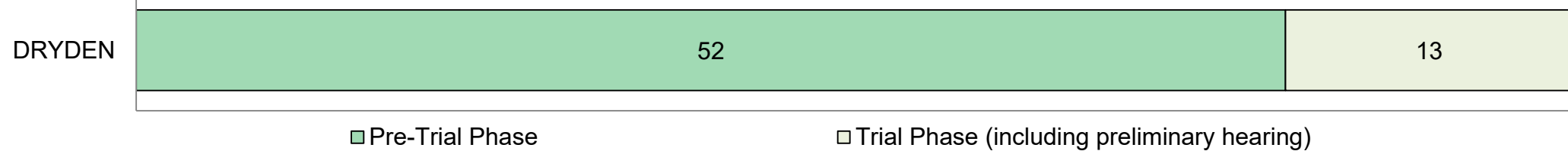
PERCENTAGE OF PENDING CASES³ BY PENDING AGE⁶



Pending Cases³ by Pending Age⁶ and Percentage of Pending Cases In-Custody¹⁷ and Out-of-Custody¹⁸

| Court Location | Over 18 months | 15-18 months | 10-15 months | 8-10 months | 0-8 months | Total |
|----------------|----------------|--------------|--------------|-------------|------------|--------------|
| DRYDEN | 79 | 65 | 168 | 105 | 1,696 | 2,113 |
| In-Custody | 15% | 23% | 26% | 24% | 15% | 17% |
| Out-of-Custody | 85% | 77% | 74% | 76% | 85% | 83% |

PENDING CASES³ BY PHASE: 15-18 MONTHS⁶



PENDING CASES³ BY PHASE: OVER 18 MONTHS⁶



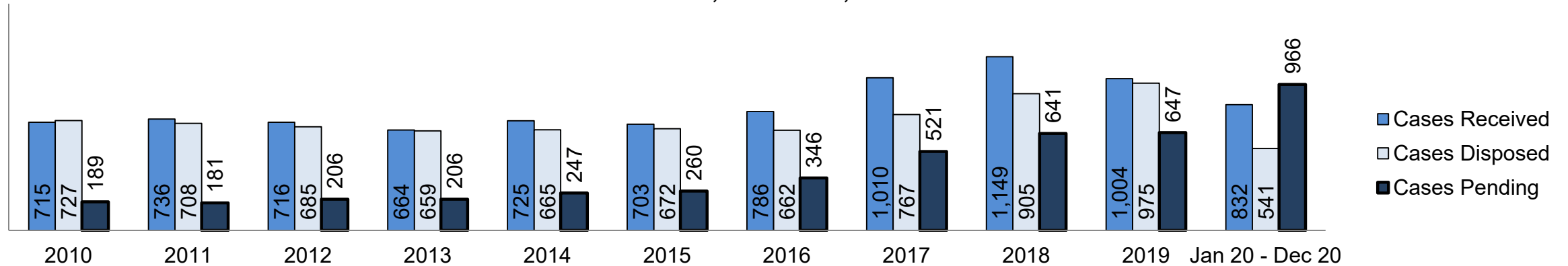
**ONTARIO COURT OF JUSTICE CRIMINAL MODERNIZATION COMMITTEE
FORT FRANCES DASHBOARD¹⁹**

| Key Metric | | Jan 20 - Dec 20 | | 2014 Baseline Median* | Change from 2014 Baseline Median | |
|------------------------------------|---|-------------------------------------|--------------------|-----------------------|----------------------------------|--------|
| | | Percent | Cases ¹ | | | |
| Bail | Disposed cases that began in the Bail Phase | | 29.0% | 157 | 33.5% | -4.5% |
| | Bail cases with a bail outcome (release order or detention order) | Total | 80.9% | 127 | 50.7% | 30.2% |
| | | Bail Disposition with 1 appearance | 42.5% | 54 | 52.9% | -10.4% |
| | | Bail Disposition in 1-3 days | 59.1% | 75 | 73.8% | -14.7% |
| | Bail cases with no bail disposition but with a case disposition | Total | 19.1% | 30 | 49.3% | -30.2% |
| | | Case disposition in 1-3 appearances | 30.0% | 9 | 33.4% | -3.4% |
| | | Case disposition in 0-3 months | 43.3% | 13 | 77.3% | -34.0% |
| Case disposition rate before trial | | 76.7% | 23 | 91.8% | -15.2% | |
| Before Trial | Disposition rate (includes bail cases with case dispositions) | | 85.2% | 461 | 85.7% | -0.5% |
| | Disposed within 1-3 appearances (net of bench warrant cases) | | 46.7% | 85 | 47.2% | -0.5% |
| | Disposed within 0-3 months (net of bench warrant cases) | | 50.0% | 91 | 62.6% | -12.6% |
| Trial | Collapse Rate at Trial ² | | 88.8% | 71 | 66.9% | 21.8% |

| Cases Pending ³ as of December 31, 2020 | | Percent | Cases ¹ | Cases in the Pre-Trial Phase ⁴ | Cases in the Trial Phase ⁵ (including preliminary hearing) |
|--|----------------|---------------|--------------------|---|---|
| Age of All Pending Cases ⁶ | 0-8 months | 71.9% | 695 | 685 | 10 |
| | 8-10 months | 6.2% | 60 | 53 | 7 |
| | 10-15 months | 10.7% | 103 | 88 | 15 |
| | 15-18 months | 3.8% | 37 | 25 | 12 |
| | Over 18 months | 7.3% | 71 | 43 | 28 |
| Total | | 100.0% | 966 | 894 | 72 |

ONTARIO COURT OF JUSTICE CRIMINAL MODERNIZATION COMMITTEE FORT FRANCES DASHBOARD¹⁹

CASES RECEIVED⁷, DISPOSED⁸, AND PENDING³



Cases Received⁷ by Offence Group

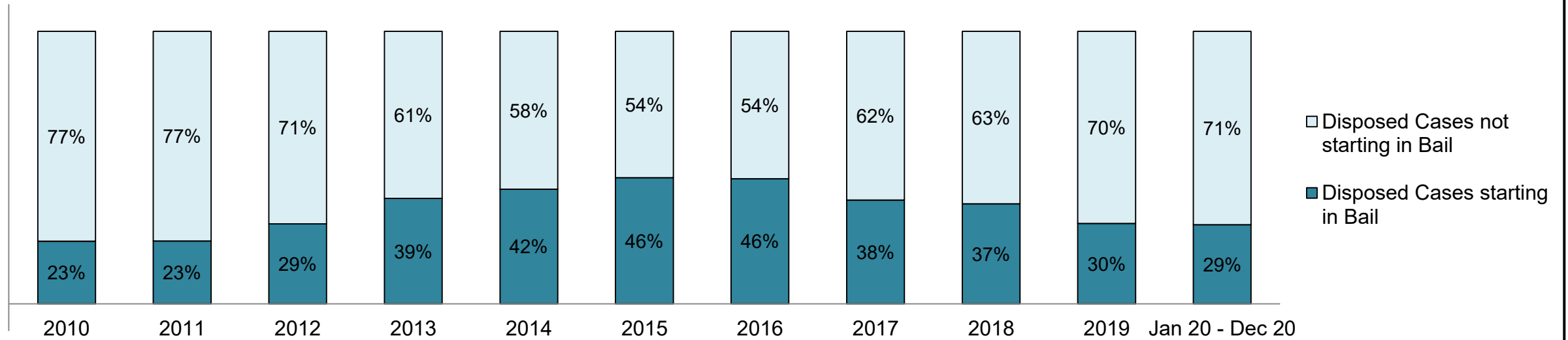
| Offence Group ⁹ | 2010 | 2011 | 2012 | 2013 | 2014 | 2015 | 2016 | 2017 | 2018 | 2019 | Jan 20 - Dec 20 |
|----------------------------|------|------|------|------|------|------|------|------|------|------|-----------------|
| Crimes Against The Person | 209 | 231 | 239 | 220 | 243 | 223 | 282 | 321 | 297 | 299 | 304 |
| Crimes Against Property | 134 | 105 | 122 | 85 | 125 | 93 | 114 | 157 | 222 | 210 | 182 |
| Administration of Justice | 184 | 198 | 164 | 191 | 219 | 236 | 260 | 357 | 449 | 324 | 172 |
| Other Criminal Code | 33 | 55 | 33 | 38 | 28 | 30 | 30 | 51 | 46 | 51 | 42 |
| Criminal Code Traffic | 51 | 51 | 82 | 60 | 61 | 53 | 53 | 60 | 66 | 92 | 76 |
| Federal Statute | 104 | 96 | 76 | 70 | 49 | 68 | 47 | 64 | 69 | 28 | 56 |

Cases Pending³ by Offence Group

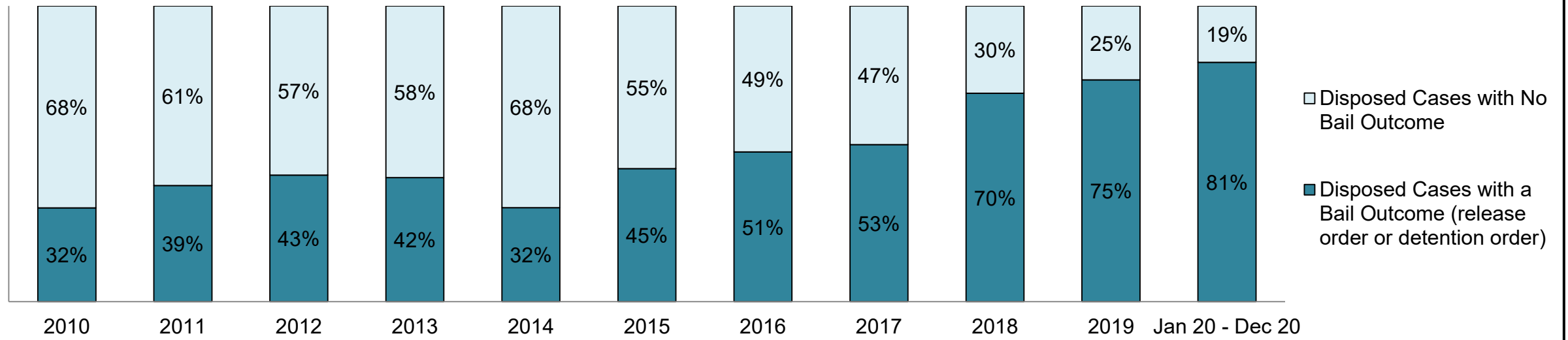
| Offence Group ⁹ | 2010 | 2011 | 2012 | 2013 | 2014 | 2015 | 2016 | 2017 | 2018 | 2019 | Jan 20 - Dec 20 |
|----------------------------|------|------|------|------|------|------|------|------|------|------|-----------------|
| Crimes Against The Person | 54 | 61 | 82 | 68 | 103 | 104 | 143 | 195 | 202 | 198 | 327 |
| Crimes Against Property | 35 | 34 | 32 | 30 | 42 | 36 | 48 | 81 | 125 | 147 | 210 |
| Administration of Justice | 30 | 26 | 43 | 39 | 48 | 61 | 96 | 155 | 205 | 200 | 256 |
| Other Criminal Code | 14 | 17 | 6 | 12 | 14 | 14 | 11 | 29 | 40 | 36 | 45 |
| Criminal Code Traffic | 14 | 12 | 25 | 21 | 13 | 20 | 23 | 29 | 31 | 47 | 70 |
| Federal Statute | 42 | 31 | 18 | 36 | 27 | 25 | 25 | 32 | 38 | 19 | 58 |

ONTARIO COURT OF JUSTICE CRIMINAL MODERNIZATION COMMITTEE FORT FRANCES DASHBOARD¹⁹

PERCENTAGE OF DISPOSED CASES⁸ STARTING IN BAIL

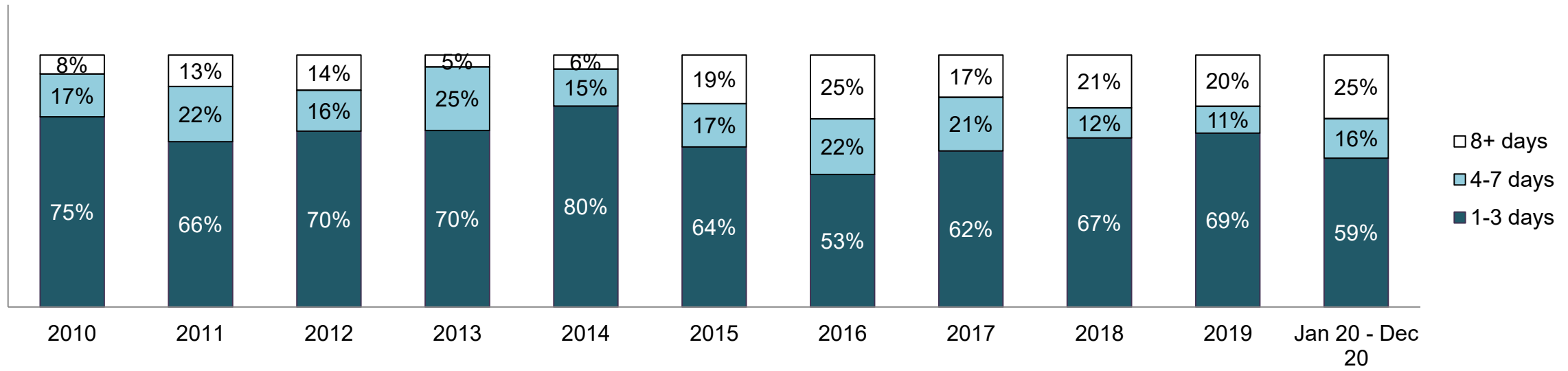


PERCENTAGE OF DISPOSED CASES⁸ STARTING IN BAIL BY BAIL OUTCOME

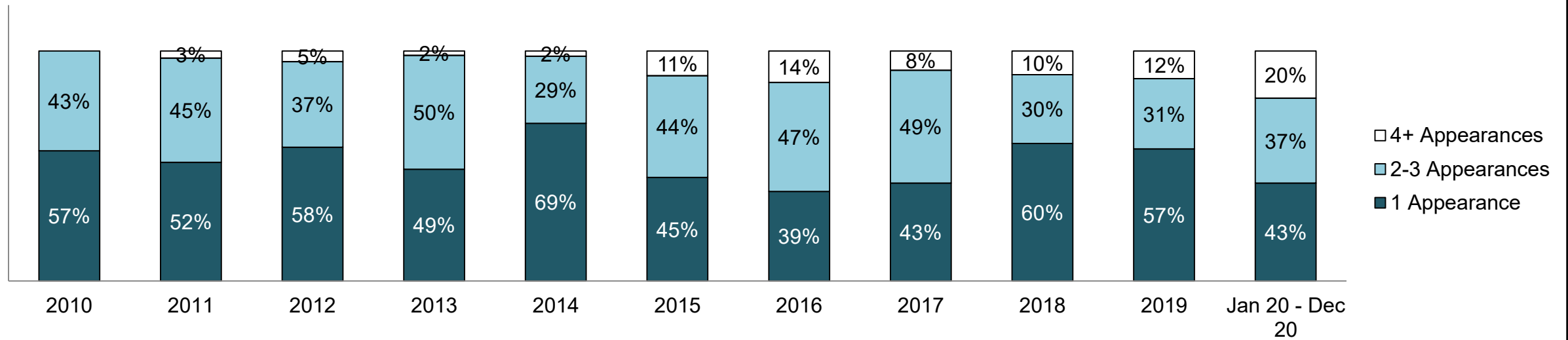


ONTARIO COURT OF JUSTICE CRIMINAL MODERNIZATION COMMITTEE FORT FRANCES DASHBOARD¹⁹

PERCENTAGE OF BAIL CASES BY DAYS FROM FIRST BAIL APPEARANCE TO BAIL DISPOSITION

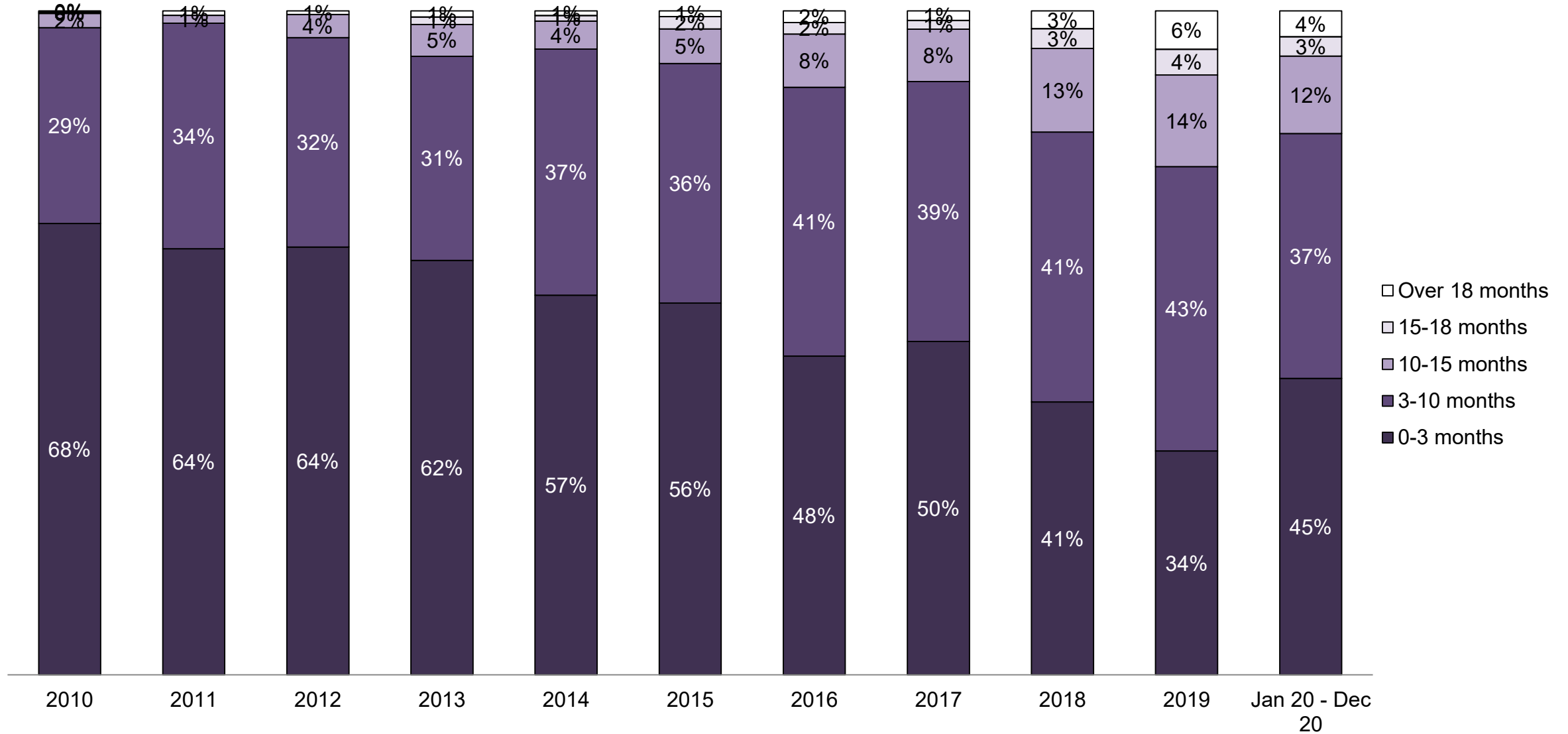


PERCENTAGE OF BAIL CASES BY NUMBER OF APPEARANCES FROM FIRST BAIL APPEARANCE TO BAIL DISPOSITION

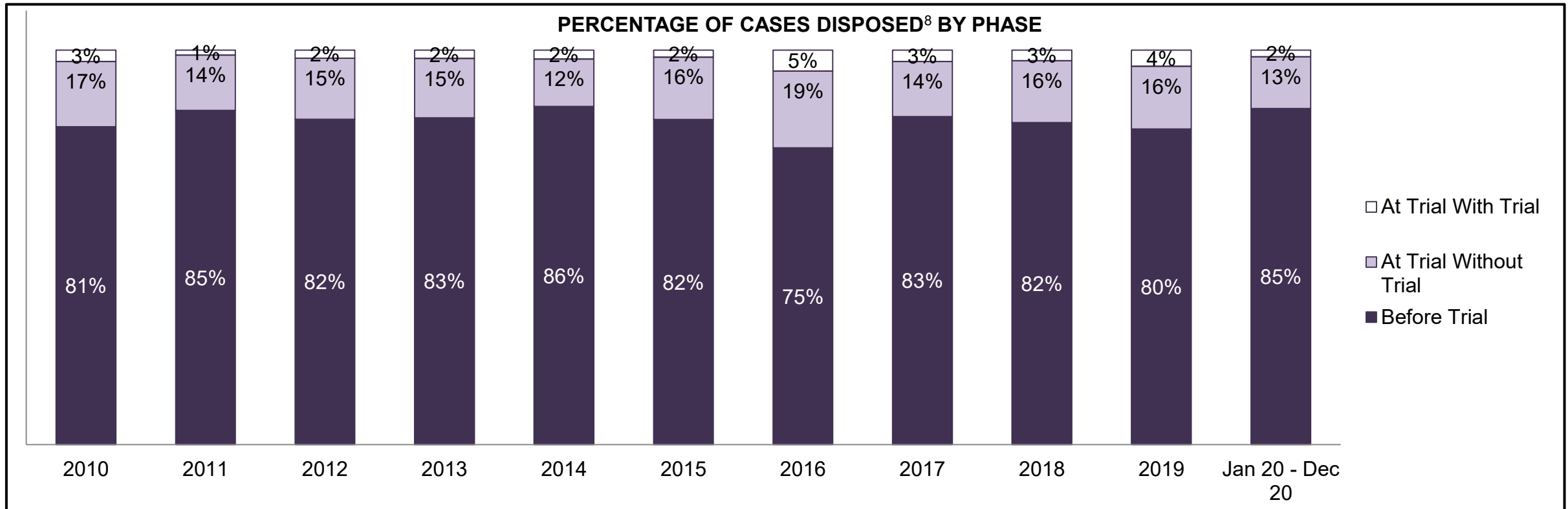


ONTARIO COURT OF JUSTICE CRIMINAL MODERNIZATION COMMITTEE FORT FRANCES DASHBOARD¹⁹

PERCENTAGE OF DISPOSED CASES⁸ BY MONTHS TO DISPOSITION¹⁰



**ONTARIO COURT OF JUSTICE CRIMINAL MODERNIZATION COMMITTEE
FORT FRANCES DASHBOARD¹⁹**

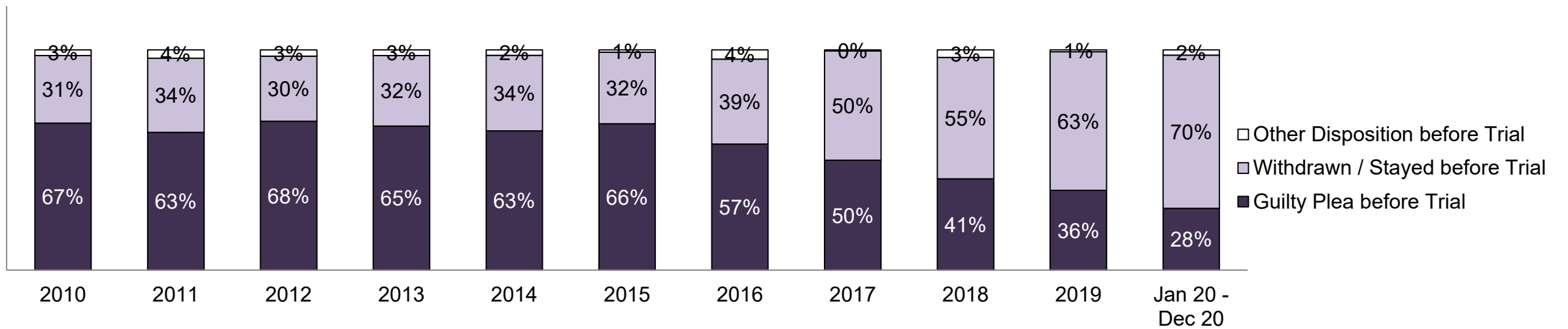


Cases Disposed⁸ by Phase and Percentage of In-Custody¹¹, Out-of-Custody¹² Cases at Case Disposition

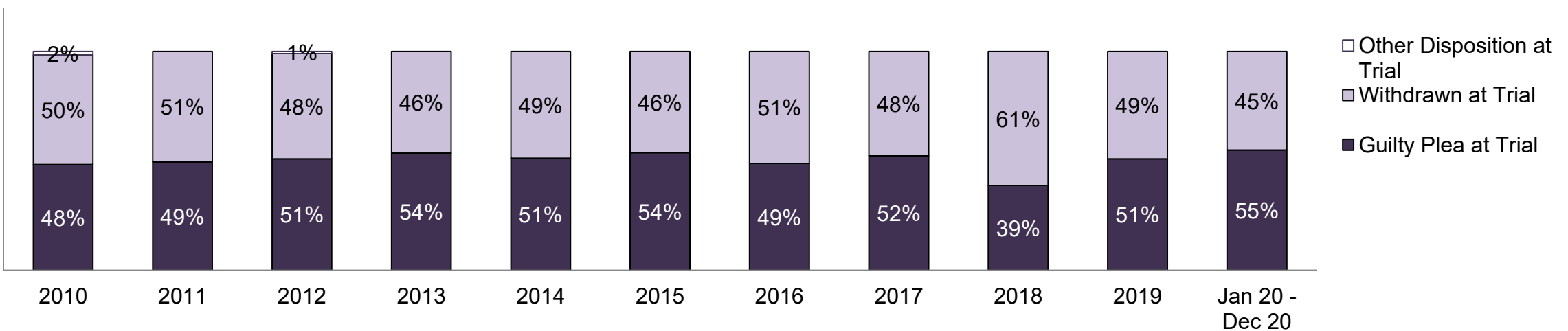
| Phases | 2010 | 2011 | 2012 | 2013 | 2014 | 2015 | 2016 | 2017 | 2018 | 2019 | Jan 20 - Dec 20 |
|-------------------------------|------|------|------|------|------|------|------|------|------|------|-----------------|
| At Trial With Trial | 21 | 9 | 14 | 14 | 15 | 12 | 35 | 22 | 24 | 40 | 9 |
| In-Custody | 14% | 22% | 43% | 7% | 40% | 25% | 23% | 9% | 13% | 18% | 0% |
| Out-of-Custody | 86% | 78% | 57% | 93% | 60% | 75% | 77% | 91% | 88% | 83% | 100% |
| At Trial Without Trial | 120 | 99 | 106 | 99 | 80 | 106 | 129 | 107 | 142 | 155 | 71 |
| In-Custody | 10% | 12% | 10% | 18% | 25% | 13% | 19% | 12% | 11% | 15% | 15% |
| Out-of-Custody | 90% | 88% | 90% | 82% | 75% | 87% | 81% | 88% | 89% | 85% | 85% |
| Before Trial | 586 | 600 | 565 | 546 | 570 | 554 | 498 | 638 | 739 | 780 | 461 |
| In-Custody | 18% | 16% | 19% | 25% | 31% | 31% | 26% | 20% | 12% | 7% | 7% |
| Out-of-Custody | 82% | 85% | 81% | 75% | 69% | 69% | 74% | 80% | 88% | 93% | 93% |

ONTARIO COURT OF JUSTICE CRIMINAL MODERNIZATION COMMITTEE FORT FRANCES DASHBOARD¹⁹

PERCENTAGE OF CASES DISPOSED⁸ BEFORE TRIAL BY OUTCOME

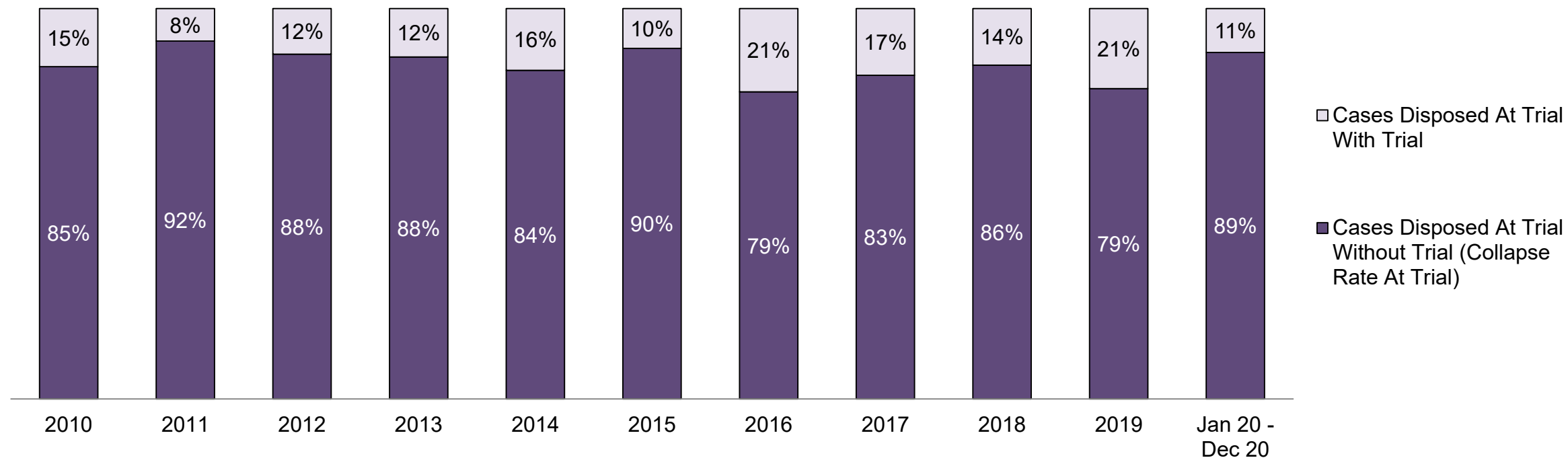


PERCENTAGE OF CASES DISPOSED⁸ AT TRIAL WITHOUT TRIAL (CASES COLLAPSED AT TRIAL) BY OUTCOME



ONTARIO COURT OF JUSTICE CRIMINAL MODERNIZATION COMMITTEE FORT FRANCES DASHBOARD¹⁹

PERCENTAGE OF CASES DISPOSED⁸ BY PHASE FOR CASES SET FOR TRIAL¹³

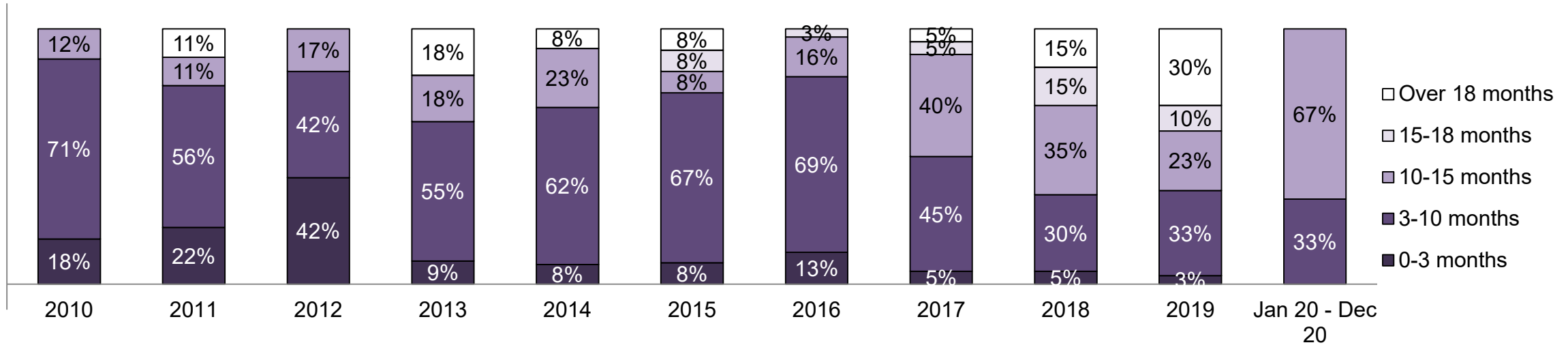


Percentage of Cases Disposed⁸ At Trial Without Trial (Collapse Rate At Trial²) by Offence Group At Disposition

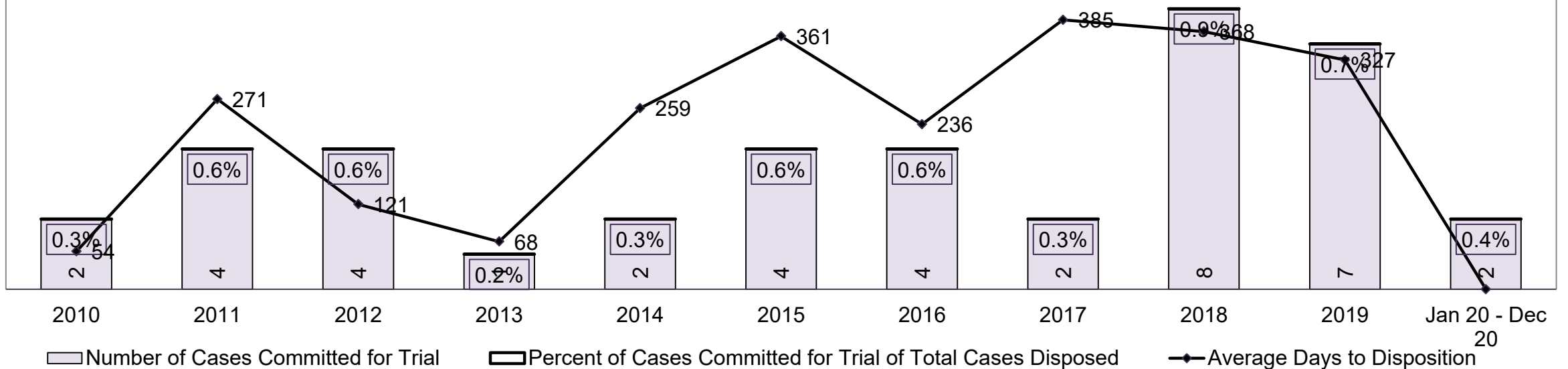
| Offence Group at Disposition ¹⁴ | 2010 | 2011 | 2012 | 2013 | 2014 | 2015 | 2016 | 2017 | 2018 | 2019 | Jan 20 - Dec 20 |
|--|-------------|-------------|-------------|-------------|-------------|-------------|-------------|-------------|-------------|-------------|-----------------|
| Crimes Against The Person | 65% | 49% | 54% | 50% | 49% | 59% | 55% | 54% | 47% | 52% | 30% |
| Crimes Against Property | 13% | 14% | 8% | 11% | 15% | 9% | 13% | 9% | 13% | 13% | 18% |
| Administration of Justice | 11% | 16% | 11% | 17% | 9% | 14% | 15% | 20% | 24% | 20% | 21% |
| Other Criminal Code | 5% | 7% | 8% | 4% | 4% | 7% | 5% | 7% | 4% | 5% | 15% |
| Criminal Code Traffic | 4% | 5% | 3% | 12% | 14% | 5% | 7% | 5% | 5% | 5% | 8% |
| Federal Statute | 1% | 9% | 16% | 7% | 8% | 6% | 4% | 5% | 7% | 6% | 9% |
| Total | 100% | 100% | 100% | 100% | 100% | 100% | 100% | 100% | 100% | 100% | 100% |

ONTARIO COURT OF JUSTICE CRIMINAL MODERNIZATION COMMITTEE FORT FRANCES DASHBOARD¹⁹

PERCENTAGE OF CASES DISPOSED⁸ AT TRIAL WITH TRIAL BY MONTHS TO DISPOSITION¹⁰

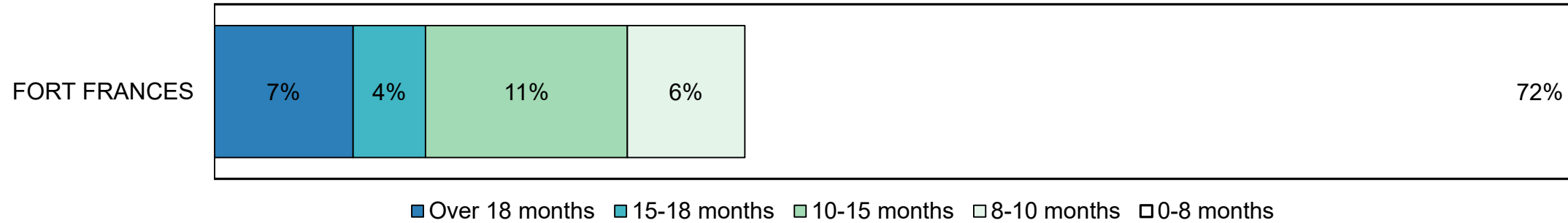


NUMBER, PERCENTAGE, & AVERAGE DAYS TO DISPOSITION¹⁵ OF CASES COMMITTED FOR TRIAL¹⁶ OF TOTAL CASES DISPOSED⁸



**ONTARIO COURT OF JUSTICE CRIMINAL MODERNIZATION COMMITTEE
FORT FRANCES DASHBOARD¹⁹
CASES PENDING AS OF DECEMBER 31, 2020**


PERCENTAGE OF PENDING CASES³ BY PENDING AGE⁶



Pending Cases³ by Pending Age⁶ and Percentage of Pending Cases In-Custody¹⁷ and Out-of-Custody¹⁸

| Court Location | Over 18 months | 15-18 months | 10-15 months | 8-10 months | 0-8 months | Total |
|---------------------|----------------|--------------|--------------|-------------|------------|------------|
| FORT FRANCES | 71 | 37 | 103 | 60 | 695 | 966 |
| In-Custody | 4% | 8% | 2% | 7% | 5% | 5% |
| Out-of-Custody | 96% | 92% | 98% | 93% | 95% | 95% |

PENDING CASES³ BY PHASE: 15-18 MONTHS⁶



PENDING CASES³ BY PHASE: OVER 18 MONTHS⁶

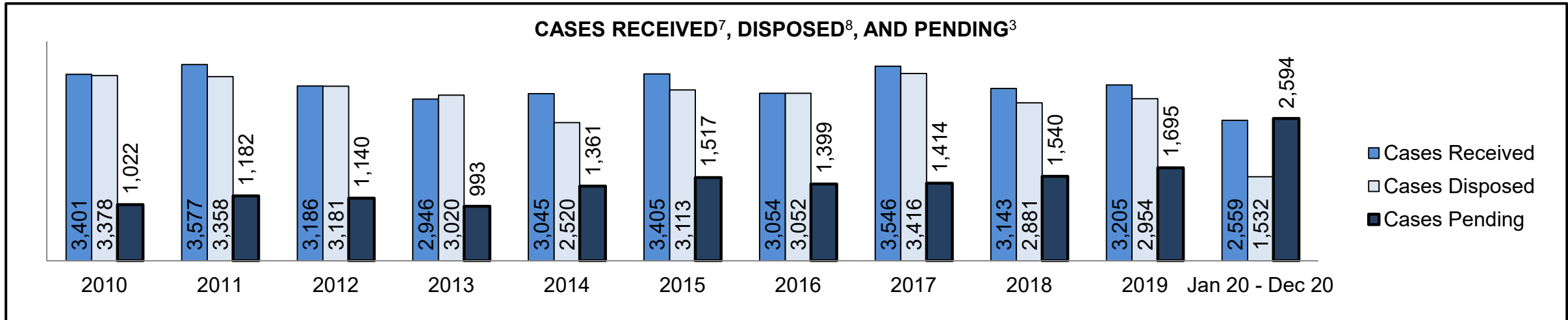


**ONTARIO COURT OF JUSTICE CRIMINAL MODERNIZATION COMMITTEE
KENORA DASHBOARD¹⁹**

| Key Metric | | Jan 20 - Dec 20 | | 2014 Baseline Median* | Change from 2014 Baseline Median | |
|------------------------------------|---|-------------------------------------|--------------------|-----------------------|----------------------------------|--------|
| | | Percent | Cases ¹ | | | |
| Bail | Disposed cases that began in the Bail Phase | | 50.4% | 772 | 42.6% | 7.8% |
| | Bail cases with a bail outcome (release order or detention order) | Total | 54.3% | 419 | 47.8% | 6.5% |
| | | Bail Disposition with 1 appearance | 33.9% | 142 | 48.8% | -14.9% |
| | | Bail Disposition in 1-3 days | 43.9% | 184 | 72.1% | -28.2% |
| | Bail cases with no bail disposition but with a case disposition | Total | 45.7% | 353 | 52.2% | -6.5% |
| | | Case disposition in 1-3 appearances | 16.7% | 59 | 35.3% | -18.6% |
| | | Case disposition in 0-3 months | 55.0% | 194 | 81.3% | -26.4% |
| Case disposition rate before trial | | 92.6% | 327 | 90.5% | 2.2% | |
| Before Trial | Disposition rate (includes bail cases with case dispositions) | | 88.4% | 1,354 | 82.9% | 5.4% |
| | Disposed within 1-3 appearances (net of bench warrant cases) | | 29.3% | 247 | 39.0% | -9.8% |
| | Disposed within 0-3 months (net of bench warrant cases) | | 47.5% | 401 | 67.5% | -20.0% |
| Trial | Collapse Rate at Trial ² | | 84.8% | 151 | 70.0% | 14.9% |

| Cases Pending ³ as of December 31, 2020 | | Percent | Cases ¹ | Cases in the Pre-Trial Phase ⁴ | Cases in the Trial Phase ⁵ (including preliminary hearing) |
|--|----------------|---------------|--------------------|---|---|
| Age of All Pending Cases⁶ | 0-8 months | 61.6% | 1,598 | 1,578 | 20 |
| | 8-10 months | 9.2% | 239 | 224 | 15 |
| | 10-15 months | 14.4% | 374 | 313 | 61 |
| | 15-18 months | 5.7% | 147 | 106 | 41 |
| | Over 18 months | 9.1% | 236 | 165 | 71 |
| Total | | 100.0% | 2,594 | 2,386 | 208 |

**ONTARIO COURT OF JUSTICE CRIMINAL MODERNIZATION COMMITTEE
KENORA DASHBOARD¹⁹**



Cases Received⁷ by Offence Group

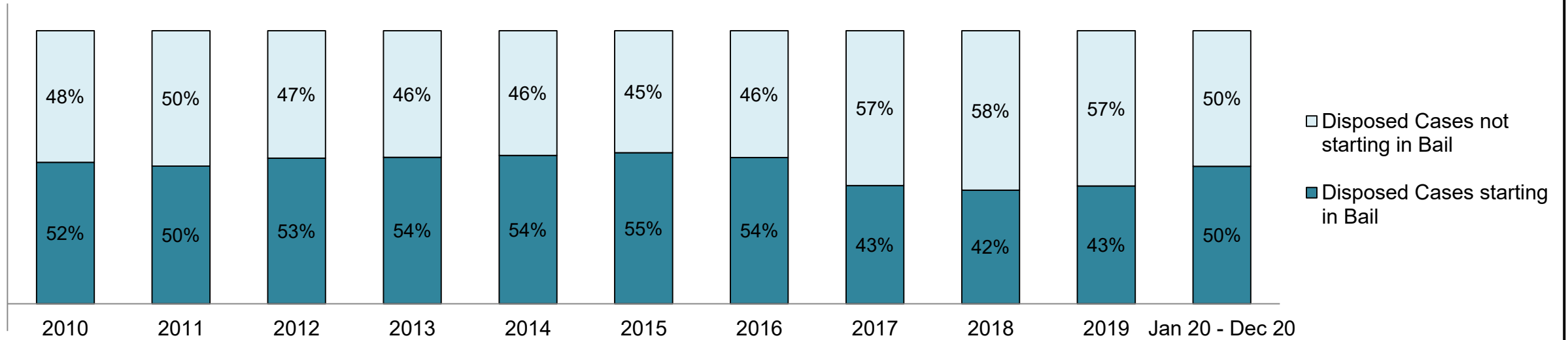
| Offence Group ⁹ | 2010 | 2011 | 2012 | 2013 | 2014 | 2015 | 2016 | 2017 | 2018 | 2019 | Jan 20 - Dec 20 |
|----------------------------|-------|-------|-------|-------|-------|-------|-------|-------|-------|-------|-----------------|
| Crimes Against The Person | 1,360 | 1,337 | 1,244 | 1,093 | 1,039 | 1,258 | 1,181 | 1,266 | 1,303 | 1,296 | 1,185 |
| Crimes Against Property | 424 | 476 | 448 | 365 | 466 | 440 | 327 | 425 | 376 | 441 | 311 |
| Administration of Justice | 994 | 1,081 | 971 | 951 | 991 | 1,155 | 1,022 | 1,271 | 989 | 941 | 622 |
| Other Criminal Code | 87 | 105 | 67 | 76 | 82 | 76 | 75 | 87 | 81 | 86 | 74 |
| Criminal Code Traffic | 241 | 281 | 237 | 254 | 247 | 293 | 301 | 352 | 251 | 330 | 241 |
| Federal Statute | 295 | 297 | 219 | 207 | 220 | 183 | 148 | 145 | 143 | 111 | 126 |

Cases Pending³ by Offence Group

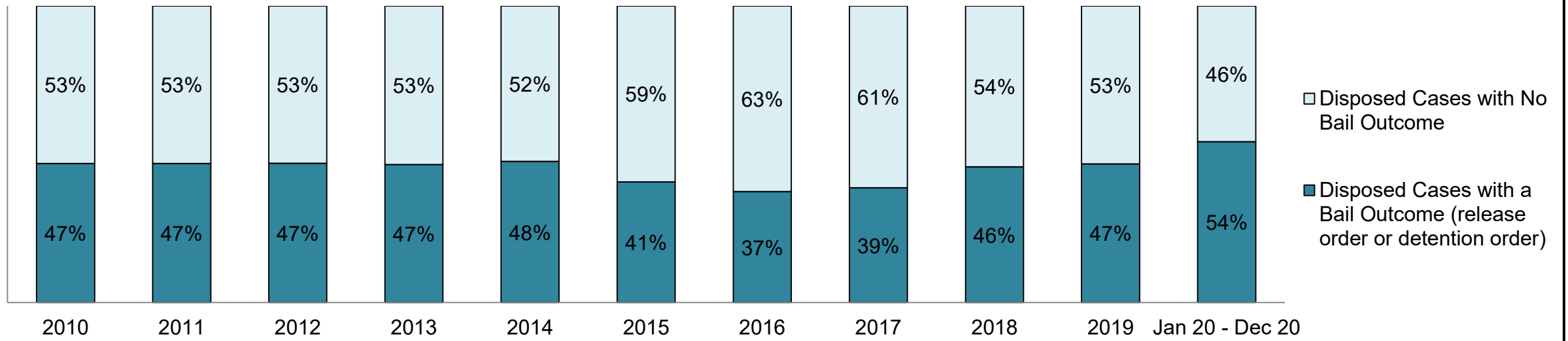
| Offence Group ⁹ | 2010 | 2011 | 2012 | 2013 | 2014 | 2015 | 2016 | 2017 | 2018 | 2019 | Jan 20 - Dec 20 |
|----------------------------|------|------|------|------|------|------|------|------|------|------|-----------------|
| Crimes Against The Person | 499 | 519 | 535 | 416 | 514 | 641 | 612 | 557 | 694 | 731 | 1,231 |
| Crimes Against Property | 132 | 160 | 184 | 134 | 234 | 211 | 149 | 191 | 221 | 229 | 296 |
| Administration of Justice | 206 | 255 | 226 | 231 | 310 | 363 | 324 | 375 | 331 | 420 | 569 |
| Other Criminal Code | 34 | 24 | 28 | 29 | 46 | 35 | 42 | 34 | 45 | 46 | 78 |
| Criminal Code Traffic | 63 | 91 | 84 | 84 | 130 | 160 | 187 | 191 | 190 | 192 | 295 |
| Federal Statute | 88 | 133 | 83 | 99 | 127 | 107 | 85 | 66 | 59 | 77 | 125 |

ONTARIO COURT OF JUSTICE CRIMINAL MODERNIZATION COMMITTEE KENORA DASHBOARD¹⁹

PERCENTAGE OF DISPOSED CASES⁸ STARTING IN BAIL



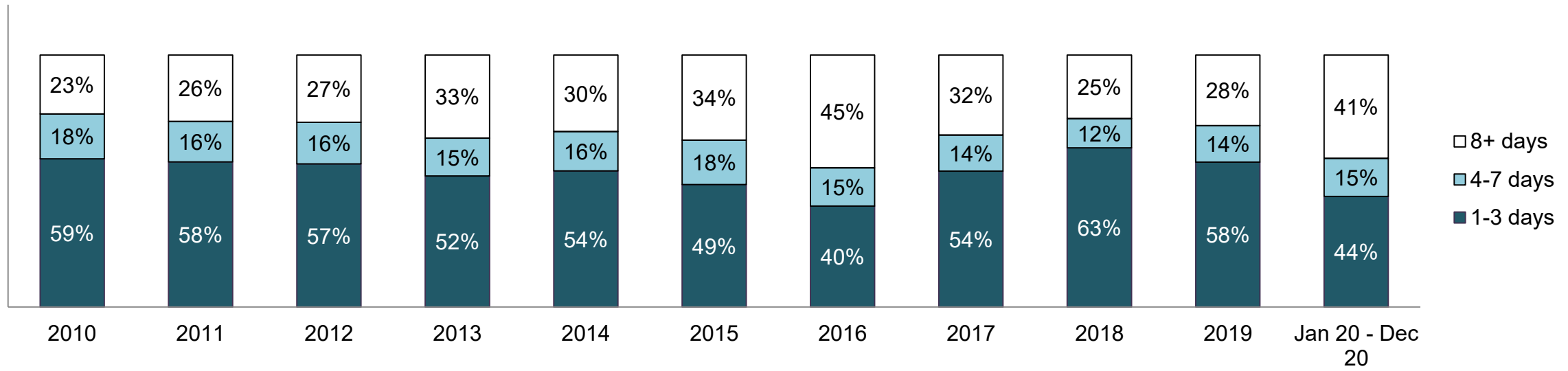
PERCENTAGE OF DISPOSED CASES⁸ STARTING IN BAIL BY BAIL OUTCOME



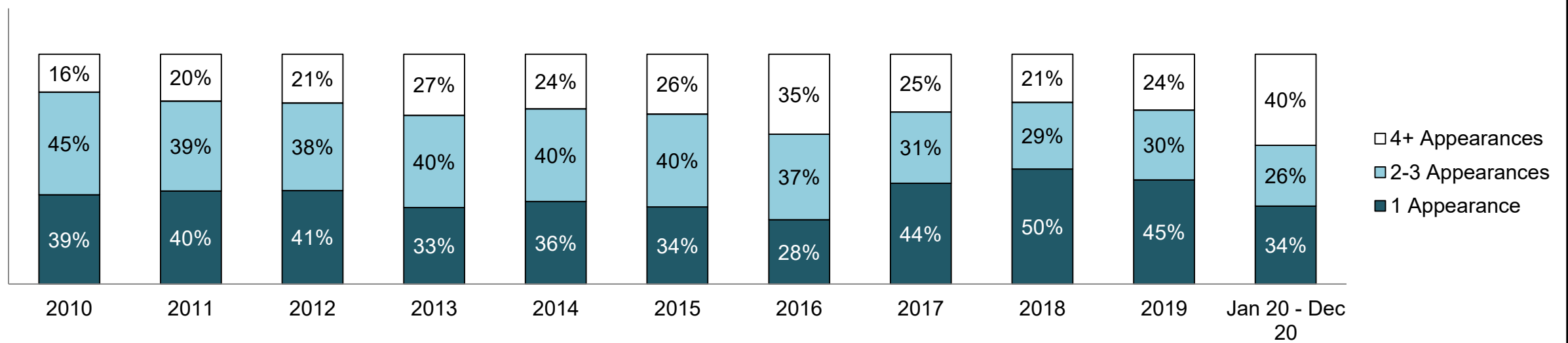
ONTARIO COURT OF JUSTICE CRIMINAL MODERNIZATION COMMITTEE

KENORA DASHBOARD¹⁹

PERCENTAGE OF BAIL CASES BY DAYS FROM FIRST BAIL APPEARANCE TO BAIL DISPOSITION

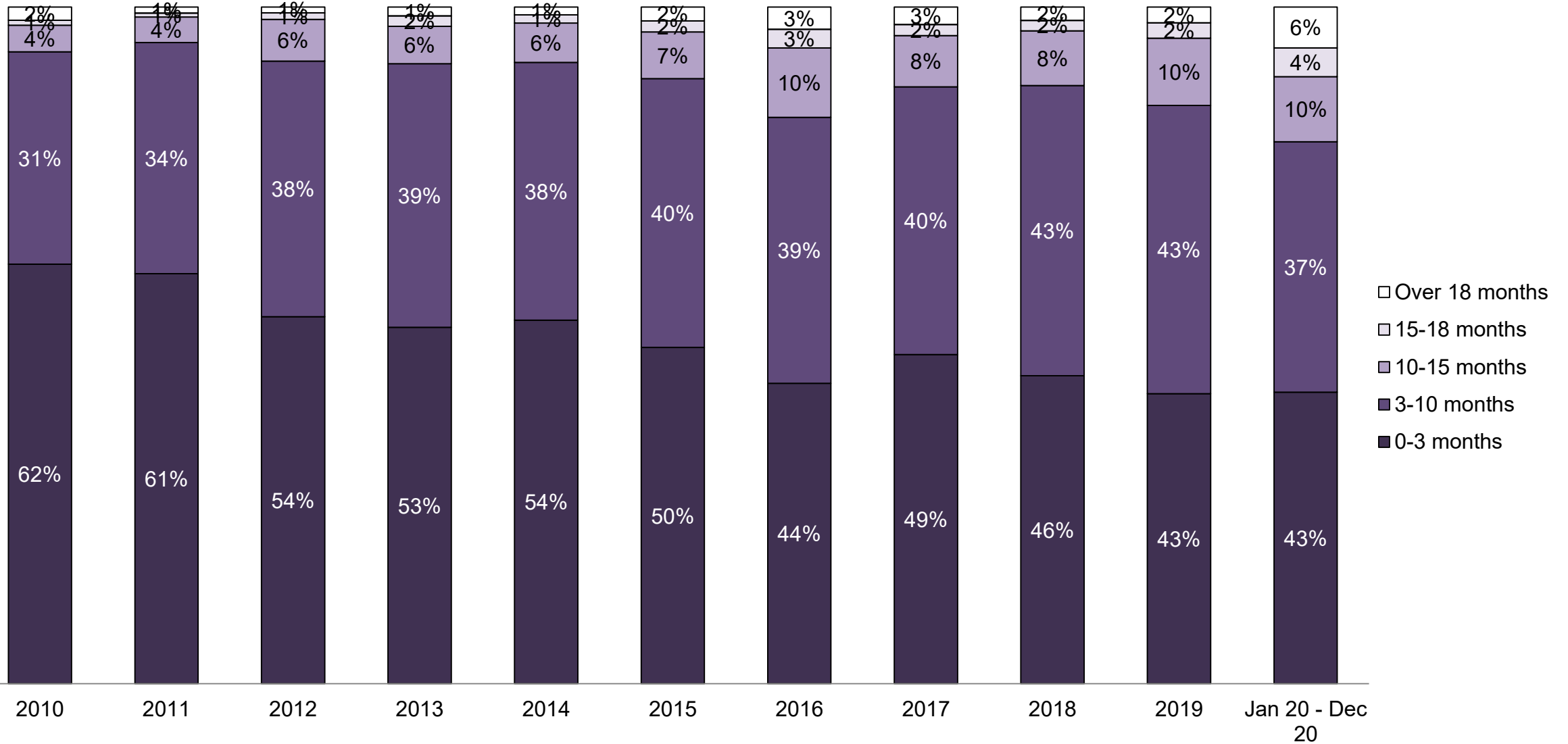


PERCENTAGE OF BAIL CASES BY NUMBER OF APPEARANCES FROM FIRST BAIL APPEARANCE TO BAIL DISPOSITION



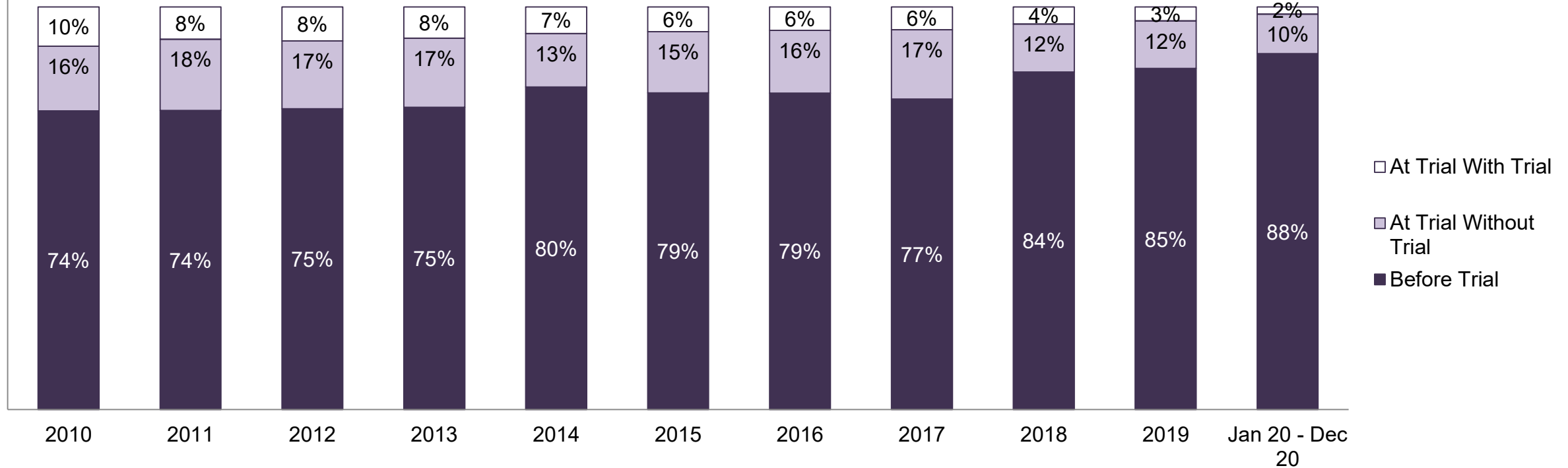
**ONTARIO COURT OF JUSTICE CRIMINAL MODERNIZATION COMMITTEE
KENORA DASHBOARD¹⁹**

PERCENTAGE OF DISPOSED CASES⁸ BY MONTHS TO DISPOSITION¹⁰



**ONTARIO COURT OF JUSTICE CRIMINAL MODERNIZATION COMMITTEE
KENORA DASHBOARD¹⁹**

PERCENTAGE OF CASES DISPOSED⁸ BY PHASE

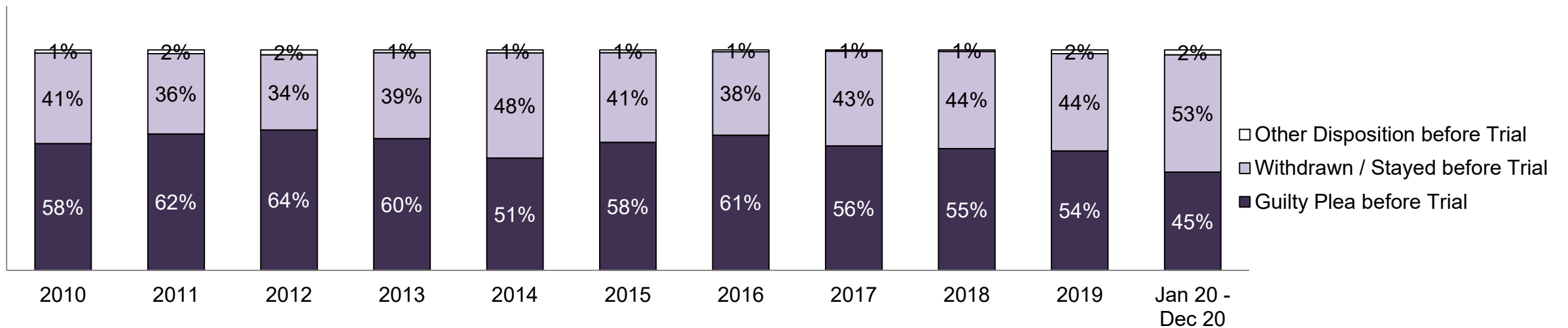


Cases Disposed⁸ by Phase and Percentage of In-Custody¹¹, Out-of-Custody¹² Cases at Case Disposition

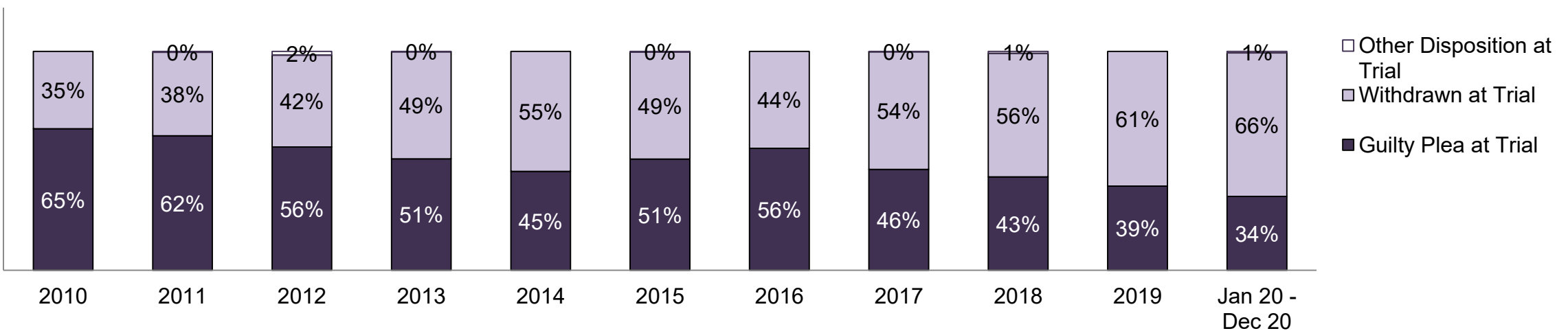
| Phases | 2010 | 2011 | 2012 | 2013 | 2014 | 2015 | 2016 | 2017 | 2018 | 2019 | Jan 20 - Dec 20 |
|-------------------------------|-------|-------|-------|-------|-------|-------|-------|-------|-------|-------|-----------------|
| At Trial With Trial | 329 | 269 | 269 | 234 | 167 | 191 | 178 | 193 | 122 | 103 | 27 |
| In-Custody | 23% | 18% | 21% | 18% | 25% | 29% | 26% | 21% | 21% | 20% | 15% |
| Out-of-Custody | 77% | 82% | 79% | 82% | 75% | 71% | 74% | 79% | 79% | 80% | 85% |
| At Trial Without Trial | 543 | 595 | 536 | 518 | 334 | 474 | 475 | 588 | 344 | 348 | 151 |
| In-Custody | 30% | 25% | 26% | 22% | 28% | 24% | 27% | 23% | 19% | 20% | 15% |
| Out-of-Custody | 70% | 75% | 74% | 78% | 72% | 76% | 73% | 77% | 81% | 80% | 85% |
| Before Trial | 2,506 | 2,494 | 2,376 | 2,268 | 2,019 | 2,448 | 2,399 | 2,635 | 2,415 | 2,503 | 1,354 |
| In-Custody | 28% | 29% | 30% | 32% | 29% | 35% | 36% | 28% | 23% | 24% | 25% |
| Out-of-Custody | 72% | 71% | 70% | 68% | 71% | 65% | 64% | 72% | 77% | 76% | 75% |

ONTARIO COURT OF JUSTICE CRIMINAL MODERNIZATION COMMITTEE KENORA DASHBOARD¹⁹

PERCENTAGE OF CASES DISPOSED⁸ BEFORE TRIAL BY OUTCOME

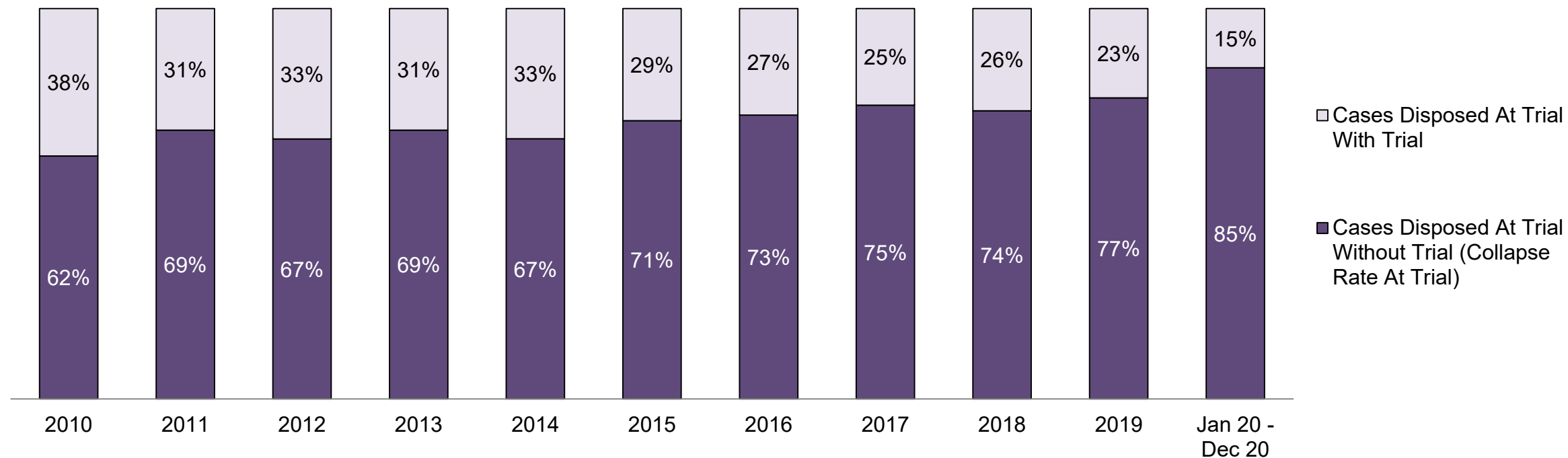


PERCENTAGE OF CASES DISPOSED⁸ AT TRIAL WITHOUT TRIAL (CASES COLLAPSED AT TRIAL) BY OUTCOME



ONTARIO COURT OF JUSTICE CRIMINAL MODERNIZATION COMMITTEE KENORA DASHBOARD¹⁹

PERCENTAGE OF CASES DISPOSED⁸ BY PHASE FOR CASES SET FOR TRIAL¹³

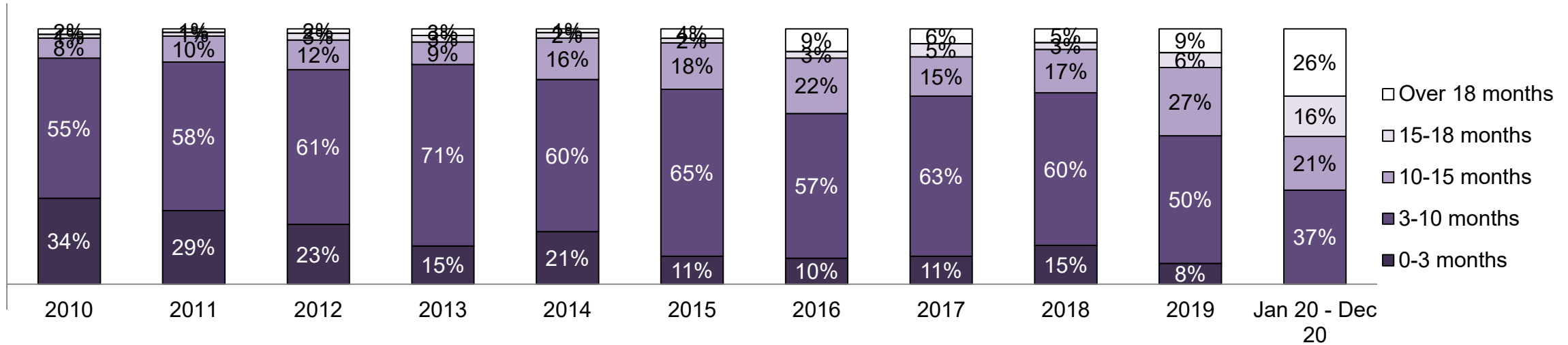


Percentage of Cases Disposed⁸ At Trial Without Trial (Collapse Rate At Trial²) by Offence Group At Disposition

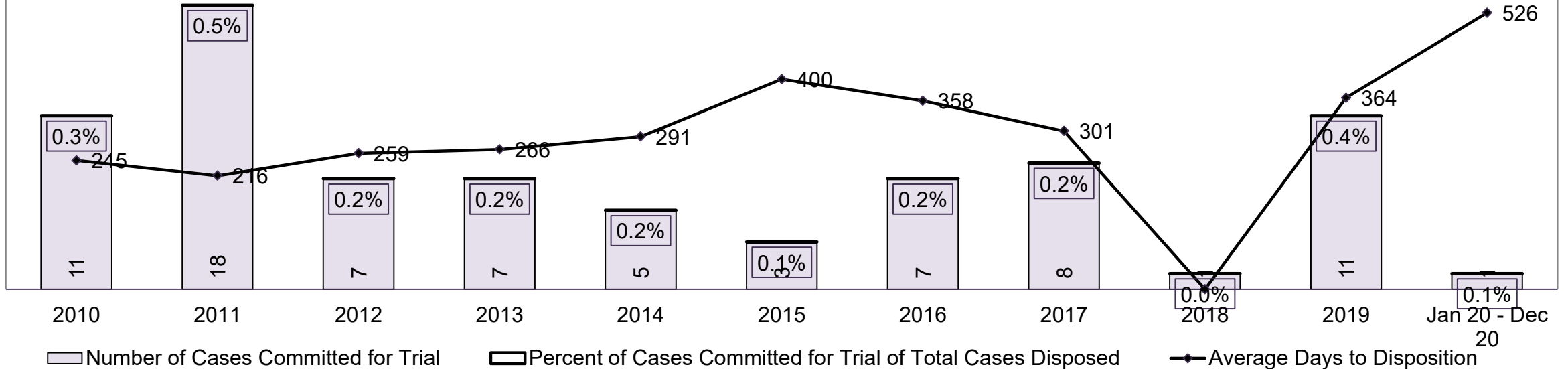
| Offence Group at Disposition ¹⁴ | 2010 | 2011 | 2012 | 2013 | 2014 | 2015 | 2016 | 2017 | 2018 | 2019 | Jan 20 - Dec 20 |
|--|-------------|-------------|-------------|-------------|-------------|-------------|-------------|-------------|-------------|-------------|-----------------|
| Crimes Against The Person | 66% | 64% | 65% | 66% | 70% | 61% | 65% | 64% | 69% | 70% | 62% |
| Crimes Against Property | 8% | 6% | 7% | 9% | 9% | 9% | 7% | 8% | 5% | 8% | 8% |
| Administration of Justice | 16% | 17% | 16% | 11% | 10% | 15% | 15% | 14% | 15% | 14% | 10% |
| Other Criminal Code | 2% | 3% | 3% | 3% | 2% | 2% | 1% | 2% | 1% | 1% | 2% |
| Criminal Code Traffic | 6% | 6% | 6% | 7% | 7% | 8% | 10% | 9% | 8% | 5% | 13% |
| Federal Statute | 3% | 3% | 4% | 4% | 2% | 5% | 2% | 3% | 2% | 1% | 4% |
| Total | 100% | 100% | 100% | 100% | 100% | 100% | 100% | 100% | 100% | 100% | 100% |

ONTARIO COURT OF JUSTICE CRIMINAL MODERNIZATION COMMITTEE KENORA DASHBOARD¹⁹

PERCENTAGE OF CASES DISPOSED⁸ AT TRIAL WITH TRIAL BY MONTHS TO DISPOSITION¹⁰

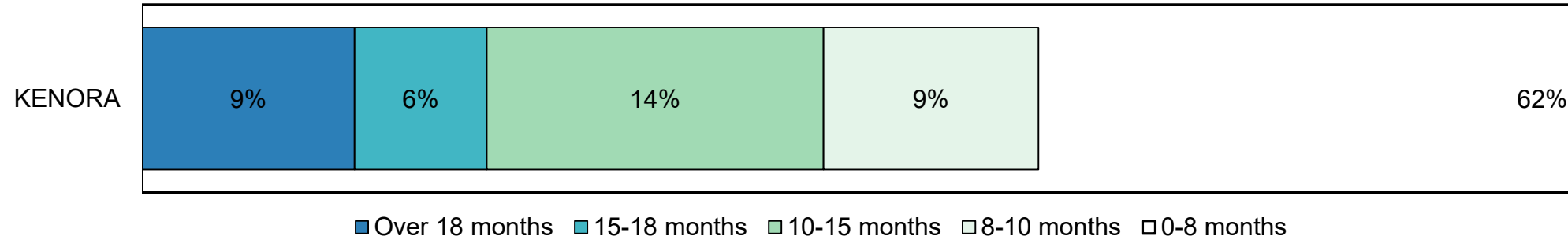


NUMBER, PERCENTAGE, & AVERAGE DAYS TO DISPOSITION¹⁵ OF CASES COMMITTED FOR TRIAL¹⁶ OF TOTAL CASES DISPOSED⁸



**ONTARIO COURT OF JUSTICE CRIMINAL MODERNIZATION COMMITTEE
KENORA DASHBOARD¹⁹
CASES PENDING AS OF DECEMBER 31, 2020**

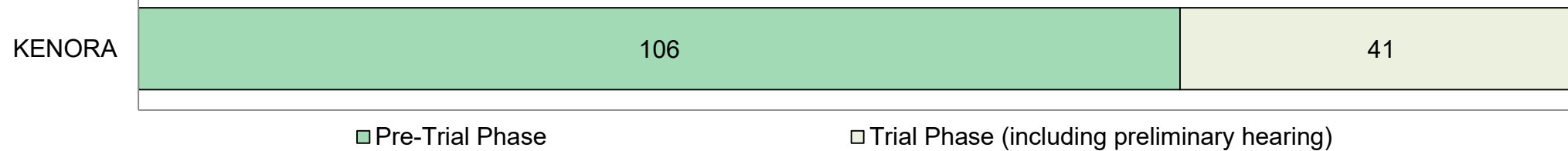
PERCENTAGE OF PENDING CASES³ BY PENDING AGE⁶



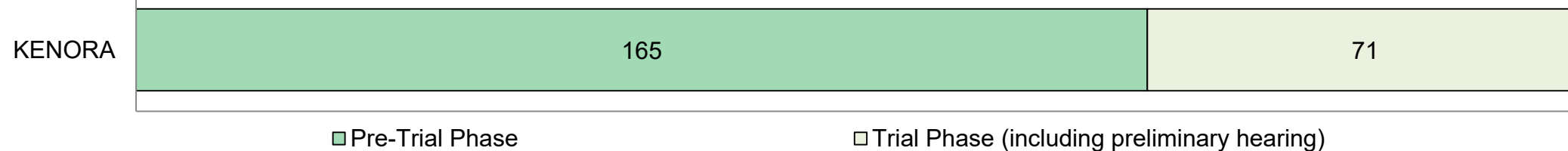
Pending Cases³ by Pending Age⁶ and Percentage of Pending Cases In-Custody¹⁷ and Out-of-Custody¹⁸

| Court Location | Over 18 months | 15-18 months | 10-15 months | 8-10 months | 0-8 months | Total |
|----------------|----------------|--------------|--------------|-------------|------------|--------------|
| KENORA | 236 | 147 | 374 | 239 | 1,598 | 2,594 |
| In-Custody | 16% | 18% | 16% | 17% | 16% | 16% |
| Out-of-Custody | 84% | 82% | 84% | 83% | 84% | 84% |

PENDING CASES³ BY PHASE: 15-18 MONTHS⁶



PENDING CASES³ BY PHASE: OVER 18 MONTHS⁶



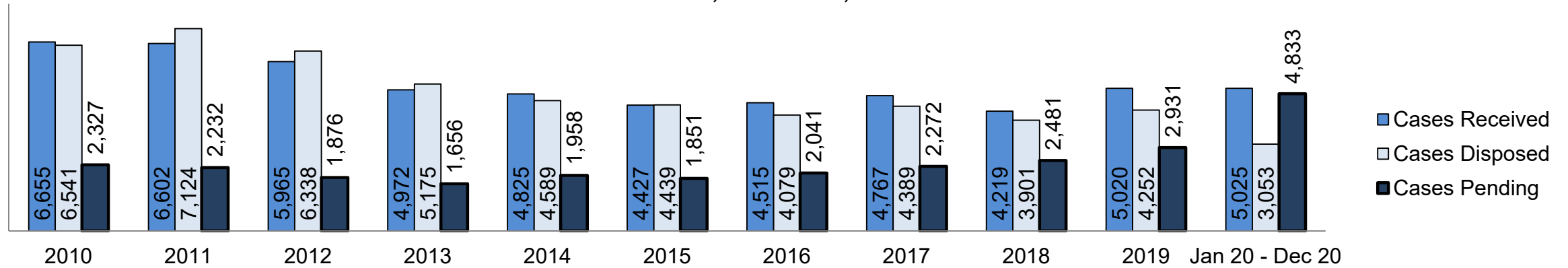
**ONTARIO COURT OF JUSTICE CRIMINAL MODERNIZATION COMMITTEE
THUNDER BAY DASHBOARD¹⁹**

| Key Metric | | Jan 20 - Dec 20 | | 2014 Baseline Median* | Change from 2014 Baseline Median | |
|------------------------------------|---|-------------------------------------|--------------------|-----------------------|----------------------------------|--------|
| | | Percent | Cases ¹ | | | |
| Bail | Disposed cases that began in the Bail Phase | | 66.5% | 2,030 | 48.0% | 18.5% |
| | Bail cases with a bail outcome (release order or detention order) | Total | 46.9% | 953 | 56.0% | -9.1% |
| | | Bail Disposition with 1 appearance | 38.9% | 371 | 47.7% | -8.8% |
| | | Bail Disposition in 1-3 days | 49.1% | 468 | 70.6% | -21.5% |
| | Bail cases with no bail disposition but with a case disposition | Total | 53.1% | 1,077 | 44.0% | 9.1% |
| | | Case disposition in 1-3 appearances | 11.0% | 119 | 35.1% | -24.1% |
| | | Case disposition in 0-3 months | 69.7% | 751 | 77.2% | -7.5% |
| Case disposition rate before trial | | 95.0% | 1,023 | 90.7% | 4.3% | |
| Before Trial | Disposition rate (includes bail cases with case dispositions) | | 91.4% | 2,791 | 83.6% | 7.8% |
| | Disposed within 1-3 appearances (net of bench warrant cases) | | 17.5% | 306 | 39.1% | -21.7% |
| | Disposed within 0-3 months (net of bench warrant cases) | | 60.0% | 1,050 | 60.6% | -0.6% |
| Trial | Collapse Rate at Trial ² | | 76.7% | 201 | 71.0% | 5.7% |

| Cases Pending ³ as of December 31, 2020 | | Percent | Cases ¹ | Cases in the Pre-Trial Phase ⁴ | Cases in the Trial Phase ⁵ (including preliminary hearing) |
|--|----------------|---------------|--------------------|---|---|
| Age of All Pending Cases⁶ | 0-8 months | 64.1% | 3,098 | 3,088 | 10 |
| | 8-10 months | 8.6% | 417 | 412 | 5 |
| | 10-15 months | 13.8% | 667 | 636 | 31 |
| | 15-18 months | 4.9% | 239 | 210 | 29 |
| | Over 18 months | 8.5% | 412 | 300 | 112 |
| Total | | 100.0% | 4,833 | 4,646 | 187 |

ONTARIO COURT OF JUSTICE CRIMINAL MODERNIZATION COMMITTEE THUNDER BAY DASHBOARD¹⁹

CASES RECEIVED⁷, DISPOSED⁸, AND PENDING³



Cases Received⁷ by Offence Group

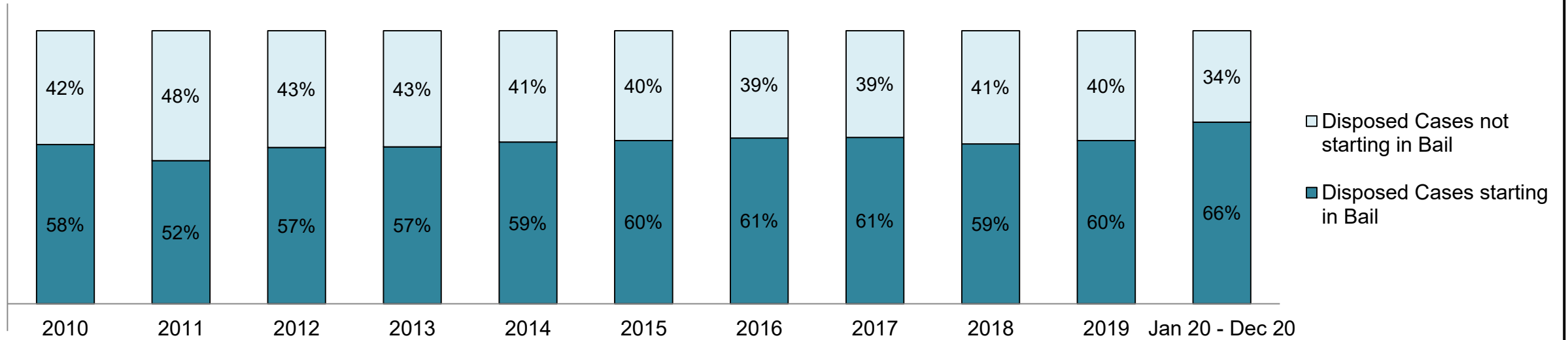
| Offence Group ⁹ | 2010 | 2011 | 2012 | 2013 | 2014 | 2015 | 2016 | 2017 | 2018 | 2019 | Jan 20 - Dec 20 |
|----------------------------|-------|-------|-------|-------|-------|-------|-------|-------|-------|-------|-----------------|
| Crimes Against The Person | 1,596 | 1,593 | 1,468 | 1,386 | 1,362 | 1,306 | 1,360 | 1,388 | 1,379 | 1,658 | 1,573 |
| Crimes Against Property | 1,480 | 1,304 | 1,121 | 873 | 933 | 773 | 715 | 778 | 886 | 1,094 | 1,002 |
| Administration of Justice | 2,191 | 2,330 | 2,171 | 1,802 | 1,702 | 1,588 | 1,694 | 1,770 | 1,214 | 1,455 | 1,430 |
| Other Criminal Code | 235 | 208 | 210 | 169 | 146 | 158 | 184 | 188 | 188 | 164 | 233 |
| Criminal Code Traffic | 353 | 381 | 385 | 255 | 266 | 264 | 304 | 339 | 297 | 343 | 397 |
| Federal Statute | 800 | 786 | 610 | 487 | 416 | 338 | 258 | 304 | 255 | 306 | 390 |

Cases Pending³ by Offence Group

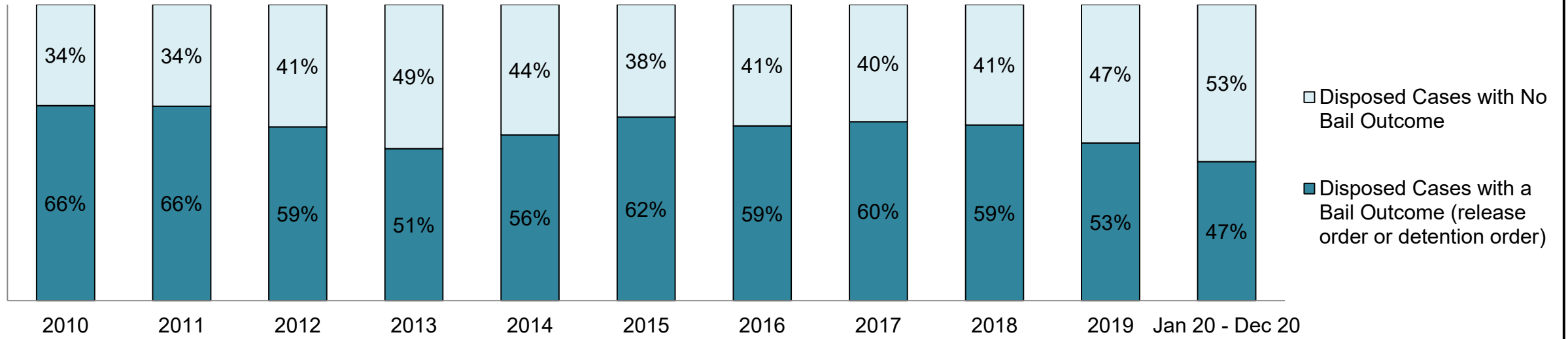
| Offence Group ⁹ | 2010 | 2011 | 2012 | 2013 | 2014 | 2015 | 2016 | 2017 | 2018 | 2019 | Jan 20 - Dec 20 |
|----------------------------|------|------|------|------|------|------|------|------|------|-------|-----------------|
| Crimes Against The Person | 692 | 714 | 621 | 575 | 654 | 681 | 805 | 827 | 951 | 1,177 | 1,762 |
| Crimes Against Property | 559 | 445 | 347 | 302 | 425 | 338 | 316 | 398 | 497 | 607 | 912 |
| Administration of Justice | 493 | 494 | 446 | 405 | 485 | 458 | 485 | 593 | 553 | 582 | 1,091 |
| Other Criminal Code | 100 | 78 | 83 | 65 | 82 | 70 | 99 | 118 | 122 | 126 | 244 |
| Criminal Code Traffic | 143 | 173 | 175 | 116 | 141 | 131 | 189 | 190 | 190 | 204 | 411 |
| Federal Statute | 340 | 328 | 204 | 193 | 171 | 173 | 147 | 146 | 168 | 235 | 413 |

ONTARIO COURT OF JUSTICE CRIMINAL MODERNIZATION COMMITTEE THUNDER BAY DASHBOARD¹⁹

PERCENTAGE OF DISPOSED CASES⁸ STARTING IN BAIL

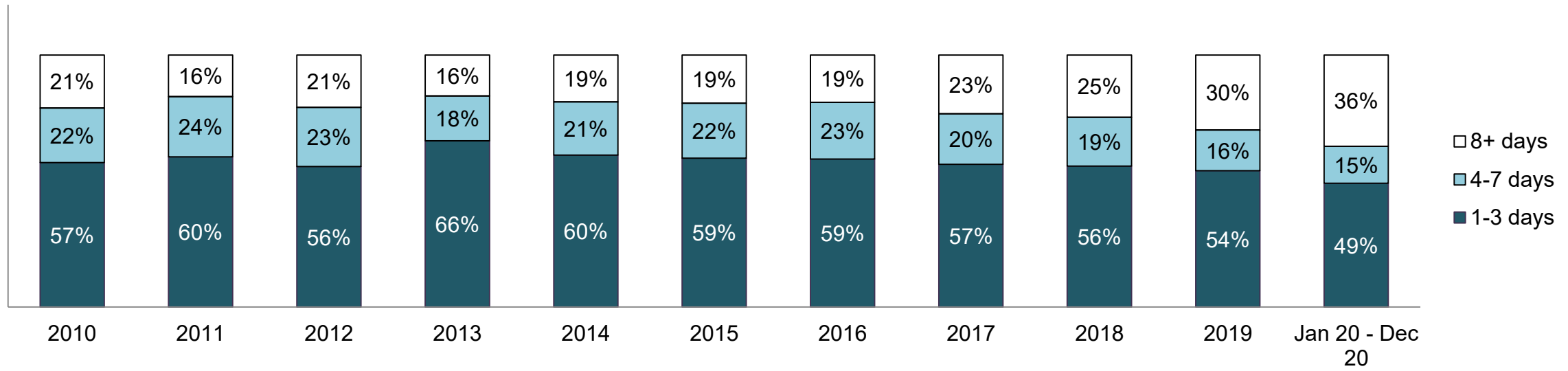


PERCENTAGE OF DISPOSED CASES⁸ STARTING IN BAIL BY BAIL OUTCOME

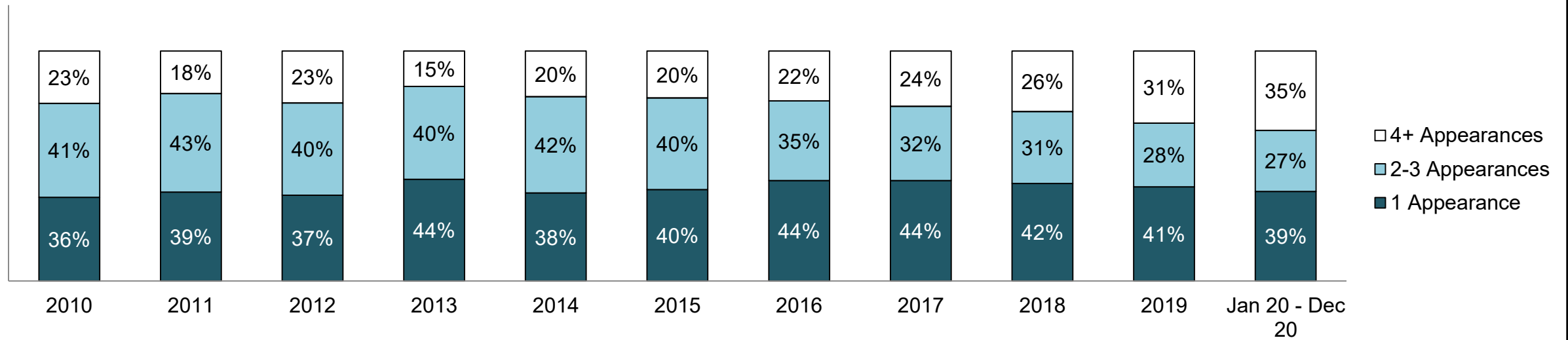


ONTARIO COURT OF JUSTICE CRIMINAL MODERNIZATION COMMITTEE THUNDER BAY DASHBOARD¹⁹

PERCENTAGE OF BAIL CASES BY DAYS FROM FIRST BAIL APPEARANCE TO BAIL DISPOSITION

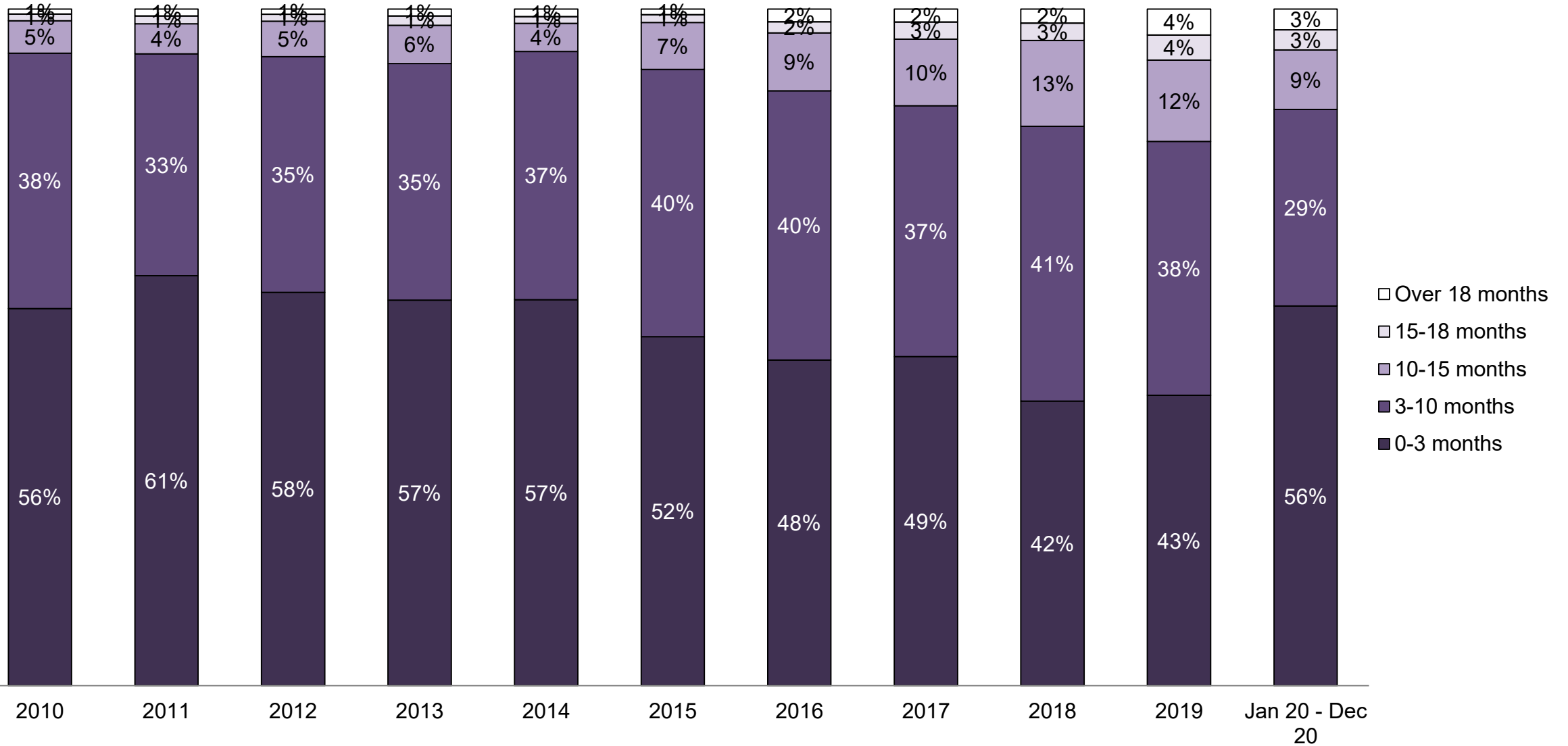


PERCENTAGE OF BAIL CASES BY NUMBER OF APPEARANCES FROM FIRST BAIL APPEARANCE TO BAIL DISPOSITION

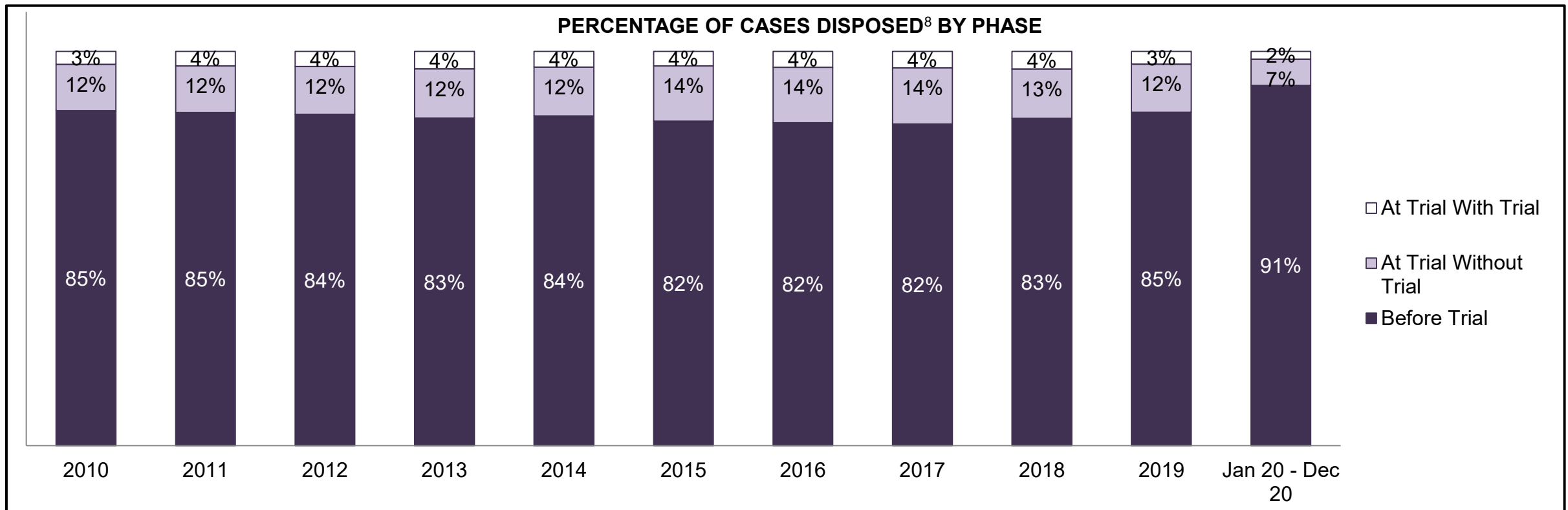


ONTARIO COURT OF JUSTICE CRIMINAL MODERNIZATION COMMITTEE THUNDER BAY DASHBOARD¹⁹

PERCENTAGE OF DISPOSED CASES⁸ BY MONTHS TO DISPOSITION¹⁰



**ONTARIO COURT OF JUSTICE CRIMINAL MODERNIZATION COMMITTEE
THUNDER BAY DASHBOARD¹⁹**

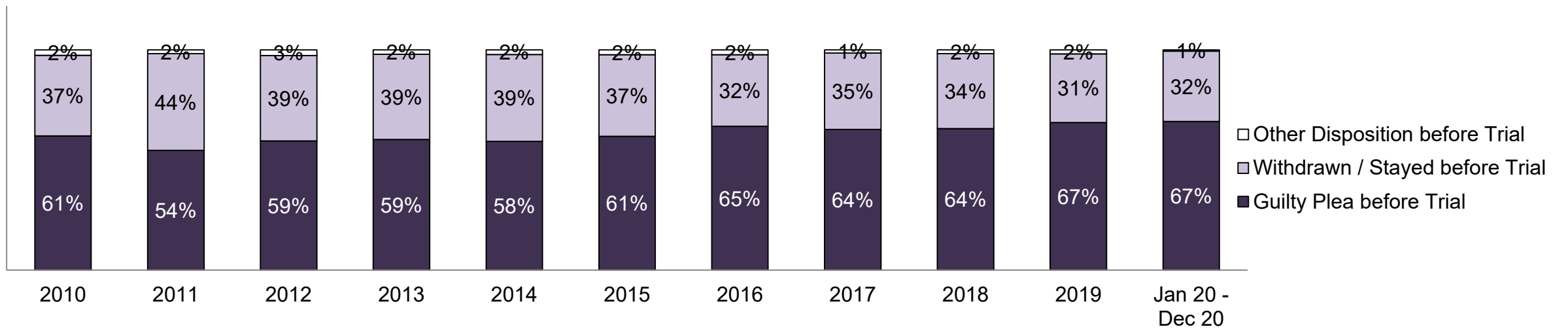


Cases Disposed⁸ by Phase and Percentage of In-Custody¹¹, Out-of-Custody¹² Cases at Case Disposition

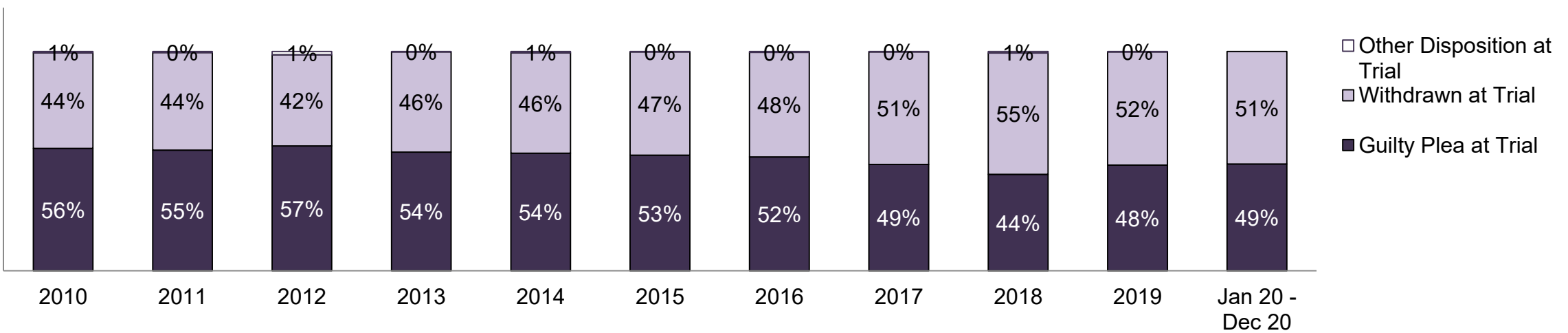
| Phases | 2010 | 2011 | 2012 | 2013 | 2014 | 2015 | 2016 | 2017 | 2018 | 2019 | Jan 20 - Dec 20 |
|-------------------------------|-------|-------|-------|-------|-------|-------|-------|-------|-------|-------|-----------------|
| At Trial With Trial | 216 | 263 | 243 | 229 | 184 | 162 | 165 | 185 | 173 | 139 | 61 |
| In-Custody | 19% | 14% | 20% | 21% | 23% | 21% | 19% | 15% | 10% | 14% | 36% |
| Out-of-Custody | 81% | 86% | 80% | 79% | 77% | 79% | 81% | 85% | 90% | 86% | 64% |
| At Trial Without Trial | 766 | 839 | 767 | 645 | 567 | 624 | 574 | 624 | 489 | 517 | 201 |
| In-Custody | 15% | 13% | 17% | 16% | 21% | 16% | 15% | 14% | 16% | 19% | 20% |
| Out-of-Custody | 85% | 87% | 83% | 84% | 79% | 84% | 85% | 86% | 84% | 81% | 80% |
| Before Trial | 5,559 | 6,022 | 5,328 | 4,301 | 3,838 | 3,653 | 3,340 | 3,580 | 3,239 | 3,596 | 2,791 |
| In-Custody | 27% | 24% | 29% | 32% | 30% | 27% | 29% | 28% | 27% | 32% | 38% |
| Out-of-Custody | 73% | 76% | 71% | 68% | 70% | 73% | 71% | 72% | 73% | 68% | 62% |

ONTARIO COURT OF JUSTICE CRIMINAL MODERNIZATION COMMITTEE THUNDER BAY DASHBOARD¹⁹

PERCENTAGE OF CASES DISPOSED⁸ BEFORE TRIAL BY OUTCOME

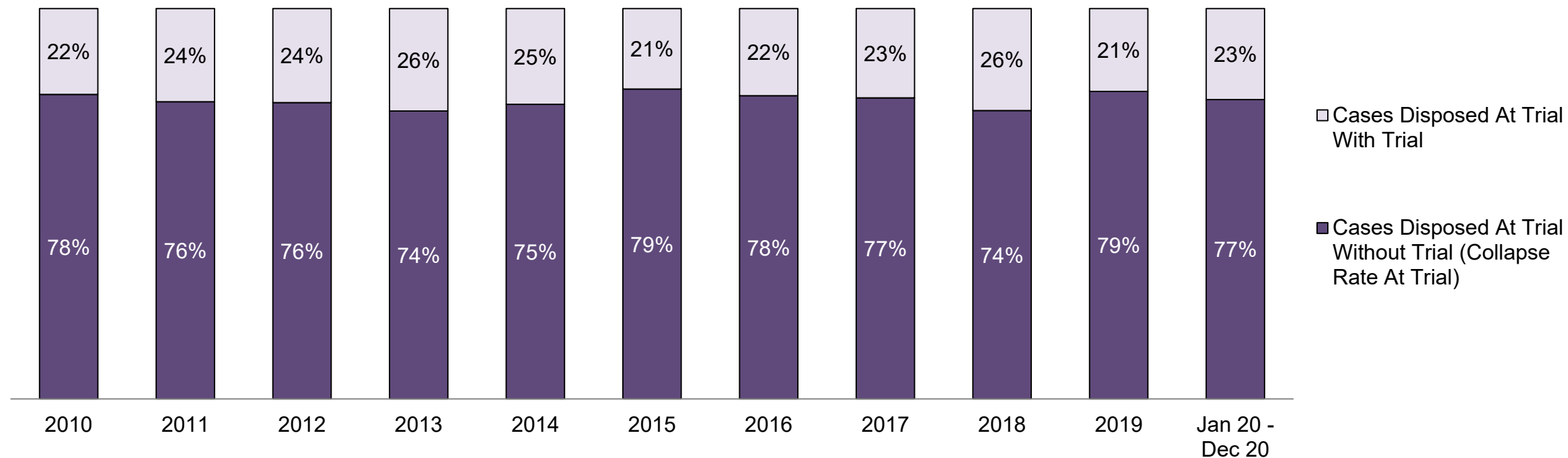


PERCENTAGE OF CASES DISPOSED⁸ AT TRIAL WITHOUT TRIAL (CASES COLLAPSED AT TRIAL) BY OUTCOME



ONTARIO COURT OF JUSTICE CRIMINAL MODERNIZATION COMMITTEE THUNDER BAY DASHBOARD¹⁹

PERCENTAGE OF CASES DISPOSED⁸ BY PHASE FOR CASES SET FOR TRIAL¹³

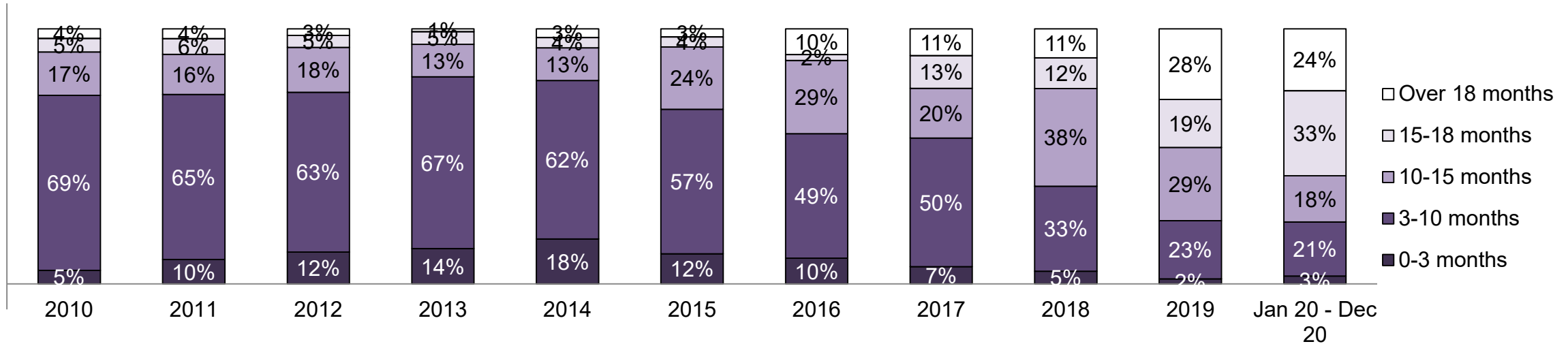


Percentage of Cases Disposed⁸ At Trial Without Trial (Collapse Rate At Trial²) by Offence Group At Disposition

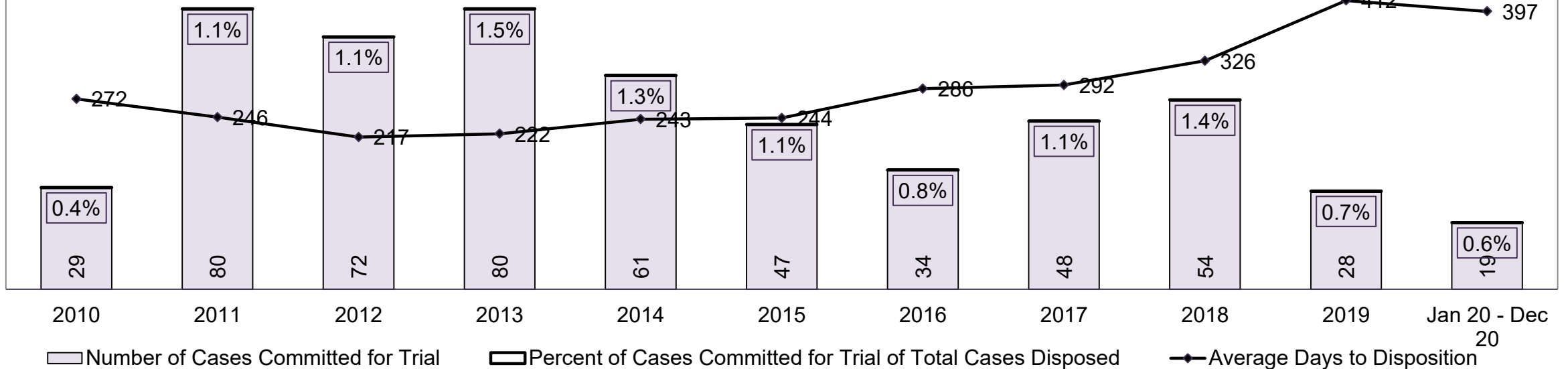
| Offence Group at Disposition ¹⁴ | 2010 | 2011 | 2012 | 2013 | 2014 | 2015 | 2016 | 2017 | 2018 | 2019 | Jan 20 - Dec 20 |
|--|-------------|-------------|-------------|-------------|-------------|-------------|-------------|-------------|-------------|-------------|-----------------|
| Crimes Against The Person | 57% | 52% | 56% | 58% | 61% | 57% | 59% | 60% | 61% | 61% | 63% |
| Crimes Against Property | 14% | 15% | 12% | 9% | 11% | 15% | 11% | 11% | 11% | 11% | 10% |
| Administration of Justice | 8% | 10% | 10% | 9% | 12% | 10% | 11% | 11% | 11% | 14% | 12% |
| Other Criminal Code | 4% | 5% | 4% | 4% | 4% | 6% | 5% | 5% | 5% | 4% | 7% |
| Criminal Code Traffic | 11% | 8% | 9% | 11% | 7% | 9% | 8% | 8% | 8% | 8% | 4% |
| Federal Statute | 6% | 10% | 9% | 9% | 5% | 3% | 6% | 6% | 4% | 3% | 5% |
| Total | 100% | 100% | 100% | 100% | 100% | 100% | 100% | 100% | 100% | 100% | 100% |

ONTARIO COURT OF JUSTICE CRIMINAL MODERNIZATION COMMITTEE THUNDER BAY DASHBOARD¹⁹

PERCENTAGE OF CASES DISPOSED⁸ AT TRIAL WITH TRIAL BY MONTHS TO DISPOSITION¹⁰

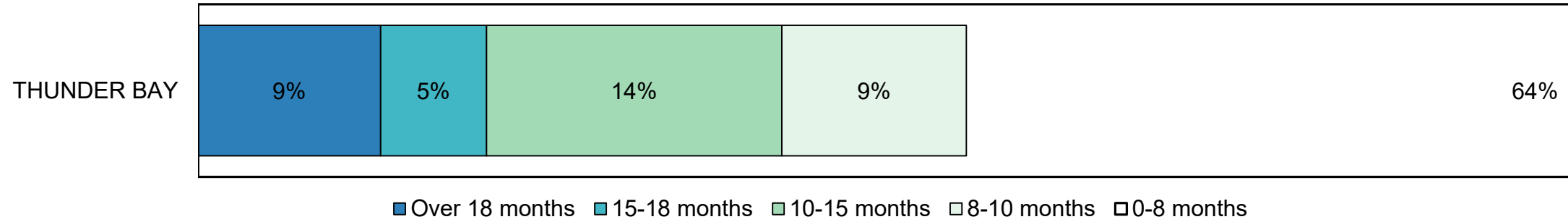


NUMBER, PERCENTAGE, & AVERAGE DAYS TO DISPOSITION¹⁵ OF CASES COMMITTED FOR TRIAL¹⁶ OF TOTAL CASES DISPOSED⁸



**ONTARIO COURT OF JUSTICE CRIMINAL MODERNIZATION COMMITTEE
THUNDER BAY DASHBOARD¹⁹
CASES PENDING AS OF DECEMBER 31, 2020**

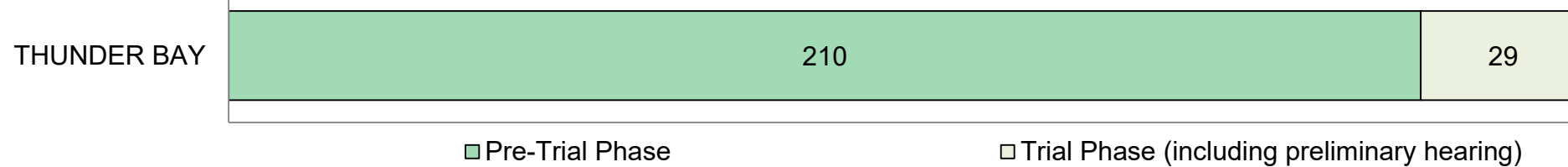
PERCENTAGE OF PENDING CASES³ BY PENDING AGE⁶



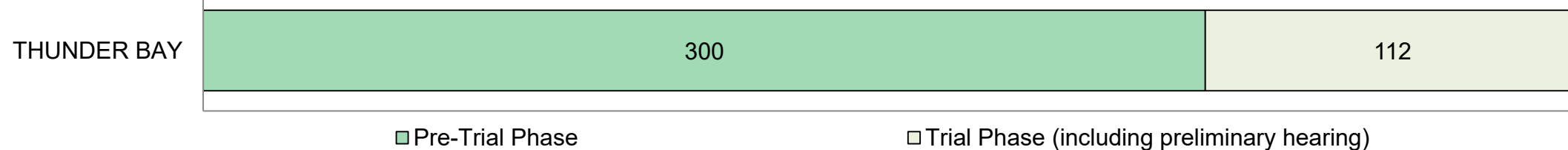
Pending Cases³ by Pending Age⁶ and Percentage of Pending Cases In-Custody¹⁷ and Out-of-Custody¹⁸

| Court Location | Over 18 months | 15-18 months | 10-15 months | 8-10 months | 0-8 months | Total |
|--------------------|----------------|--------------|--------------|-------------|------------|--------------|
| THUNDER BAY | 412 | 239 | 667 | 417 | 3,098 | 4,833 |
| In-Custody | 17% | 17% | 16% | 14% | 17% | 17% |
| Out-of-Custody | 83% | 83% | 84% | 86% | 83% | 83% |

PENDING CASES³ BY PHASE: 15-18 MONTHS⁶



PENDING CASES³ BY PHASE: OVER 18 MONTHS⁶



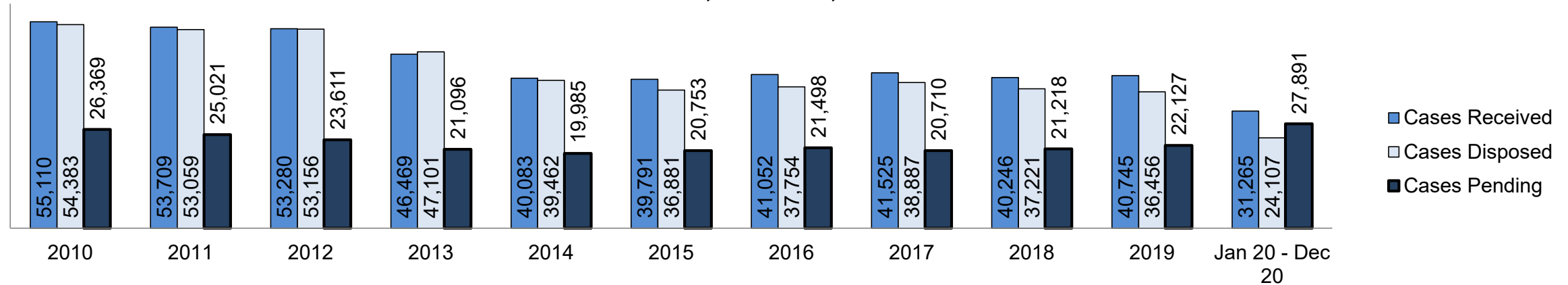
**ONTARIO COURT OF JUSTICE CRIMINAL MODERNIZATION COMMITTEE
TORONTO DASHBOARD¹⁹**

| Key Metric | | Jan 20 - Dec 20 | | 2014 Baseline Regional Median* | Change from 2014 Regional Median | |
|------------------------------------|---|-------------------------------------|--------------------|-----------------------------------|-------------------------------------|--------|
| | | Percent | Cases ¹ | | | |
| Bail | Disposed cases that began in the Bail Phase | | 62.9% | 15,156 | 55.4% | 7.5% |
| | Bail cases with a bail outcome (release order or detention order) | Total | 66.2% | 10,027 | 65.1% | 1.1% |
| | | Bail Disposition with 1 appearance | 59.3% | 5,947 | 46.9% | 12.4% |
| | | Bail Disposition in 1-3 days | 75.6% | 7,583 | 71.2% | 4.4% |
| | Bail cases with no bail disposition but with a case disposition | Total | 33.8% | 5,129 | 34.9% | -1.1% |
| | | Case disposition in 1-3 appearances | 24.1% | 1,234 | 42.7% | -18.6% |
| | | Case disposition in 0-3 months | 55.7% | 2,858 | 69.0% | -13.3% |
| Case disposition rate before trial | | 93.4% | 4,789 | 88.9% | 4.5% | |
| Before Trial | Disposition rate (includes bail cases with case dispositions) | | 90.2% | 21,735 | 80.3% | 9.9% |
| | Disposed within 1-3 appearances (net of bench warrant cases) | | 42.3% | 4,307 | 45.9% | -3.6% |
| | Disposed within 0-3 months (net of bench warrant cases) | | 56.9% | 5,799 | 58.6% | -1.7% |
| Trial | Collapse Rate at Trial ² | | 70.8% | 1,680 | 71.3% | -0.5% |

| Cases Pending ³ as of December 31, 2020 | | Percent | Cases ¹ | Cases in the Pre-Trial Phase ⁴ | Cases in the Trial Phase ⁵ (including preliminary hearing) |
|--|----------------|---------------|--------------------|--|--|
| Age of All Pending Cases⁶ | 0-8 months | 66.5% | 18,551 | 18,327 | 224 |
| | 8-10 months | 8.6% | 2,394 | 2,277 | 117 |
| | 10-15 months | 12.7% | 3,537 | 3,132 | 405 |
| | 15-18 months | 4.5% | 1,269 | 948 | 321 |
| | Over 18 months | 7.7% | 2,140 | 1,260 | 880 |
| Total | | 100.0% | 27,891 | 25,944 | 1,947 |

ONTARIO COURT OF JUSTICE CRIMINAL MODERNIZATION COMMITTEE TORONTO DASHBOARD¹⁹

CASES RECEIVED⁷, DISPOSED⁸, AND PENDING³



Cases Received⁷ by Offence Group

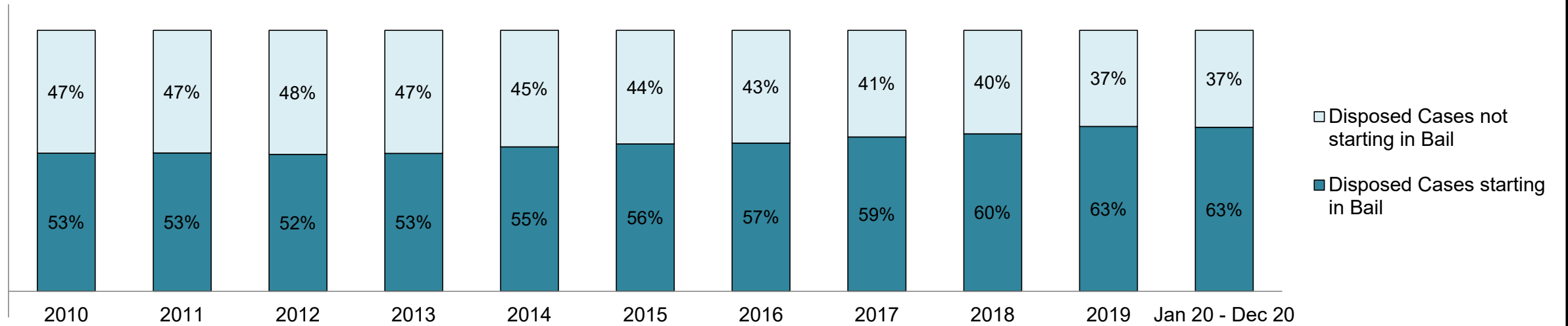
| Offence Group ⁹ | 2010 | 2011 | 2012 | 2013 | 2014 | 2015 | 2016 | 2017 | 2018 | 2019 | Jan 20 - Dec 20 |
|----------------------------|--------|--------|--------|--------|--------|--------|--------|--------|--------|--------|-----------------|
| Crimes Against The Person | 17,822 | 17,541 | 16,549 | 14,420 | 13,322 | 13,984 | 14,434 | 14,394 | 14,179 | 14,646 | 12,347 |
| Crimes Against Property | 13,094 | 12,725 | 13,492 | 12,224 | 10,688 | 9,903 | 10,442 | 10,519 | 10,184 | 10,256 | 7,213 |
| Administration of Justice | 12,293 | 12,321 | 12,200 | 10,271 | 8,463 | 8,249 | 8,688 | 9,026 | 8,984 | 9,372 | 6,332 |
| Other Criminal Code | 3,167 | 2,326 | 2,165 | 1,995 | 1,740 | 1,996 | 2,041 | 2,244 | 2,300 | 2,448 | 1,954 |
| Criminal Code Traffic | 2,584 | 2,596 | 2,662 | 2,177 | 1,715 | 1,803 | 1,754 | 1,639 | 1,443 | 1,553 | 1,322 |
| Federal Statute | 6,150 | 6,200 | 6,212 | 5,382 | 4,155 | 3,856 | 3,693 | 3,703 | 3,156 | 2,470 | 2,097 |

Cases Pending³ by Offence Group

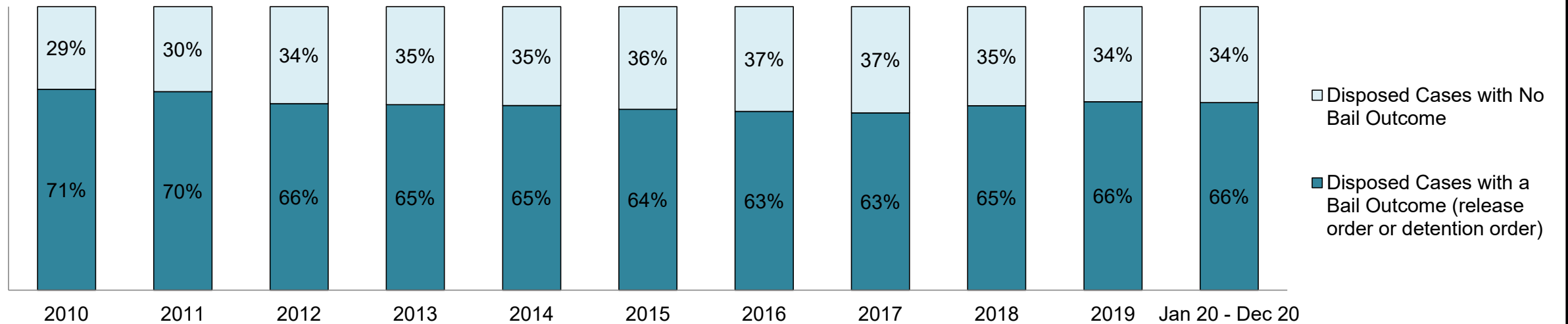
| Offence Group ⁹ | 2010 | 2011 | 2012 | 2013 | 2014 | 2015 | 2016 | 2017 | 2018 | 2019 | Jan 20 - Dec 20 |
|----------------------------|--------|--------|-------|-------|-------|-------|-------|-------|-------|--------|-----------------|
| Crimes Against The Person | 10,879 | 10,547 | 9,673 | 8,591 | 8,603 | 9,283 | 9,809 | 9,206 | 9,612 | 10,287 | 13,107 |
| Crimes Against Property | 4,620 | 4,422 | 4,301 | 3,822 | 3,835 | 3,750 | 3,825 | 3,881 | 4,048 | 4,241 | 5,237 |
| Administration of Justice | 3,466 | 3,316 | 3,136 | 2,799 | 2,548 | 2,670 | 2,762 | 2,719 | 2,940 | 3,241 | 4,068 |
| Other Criminal Code | 1,571 | 1,268 | 1,188 | 1,198 | 1,141 | 1,265 | 1,282 | 1,275 | 1,471 | 1,474 | 1,809 |
| Criminal Code Traffic | 2,288 | 2,286 | 2,309 | 1,935 | 1,644 | 1,658 | 1,632 | 1,490 | 1,289 | 1,409 | 1,808 |
| Federal Statute | 3,545 | 3,182 | 3,004 | 2,751 | 2,214 | 2,127 | 2,188 | 2,139 | 1,858 | 1,475 | 1,860 |

**ONTARIO COURT OF JUSTICE CRIMINAL MODERNIZATION COMMITTEE
TORONTO DASHBOARD¹⁹**

PERCENTAGE OF DISPOSED CASES⁸ STARTING IN BAIL

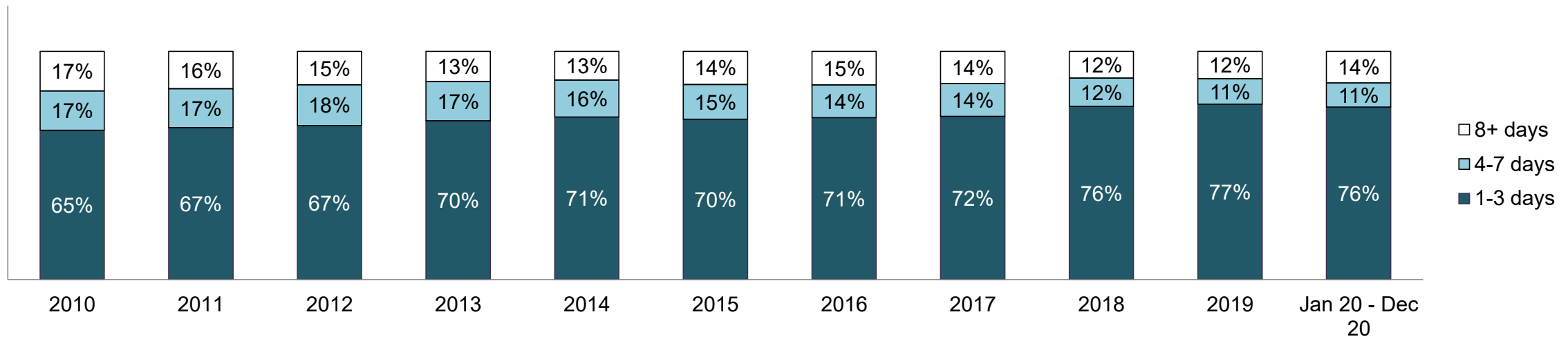


PERCENTAGE OF DISPOSED CASES⁸ STARTING IN BAIL BY BAIL OUTCOME

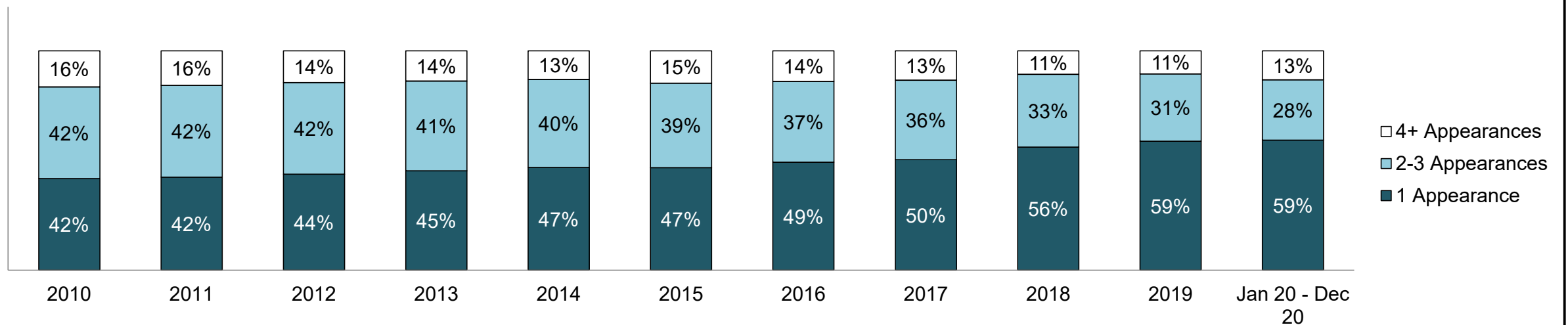


**ONTARIO COURT OF JUSTICE CRIMINAL MODERNIZATION COMMITTEE
TORONTO DASHBOARD¹⁹**

PERCENTAGE OF BAIL CASES BY DAYS FROM FIRST BAIL APPEARANCE TO BAIL DISPOSITION

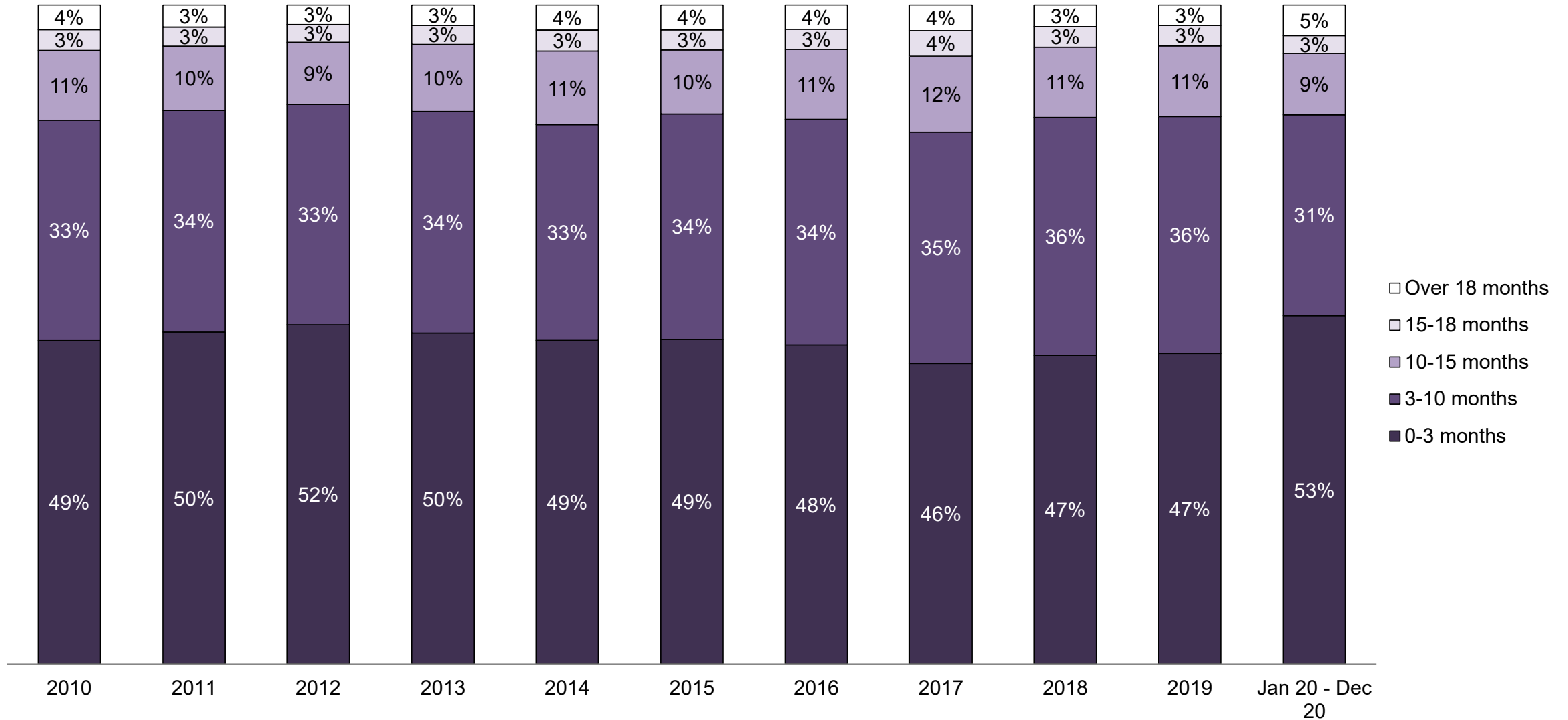


PERCENTAGE OF BAIL CASES BY NUMBER OF APPEARANCES FROM FIRST BAIL APPEARANCE TO BAIL DISPOSITION

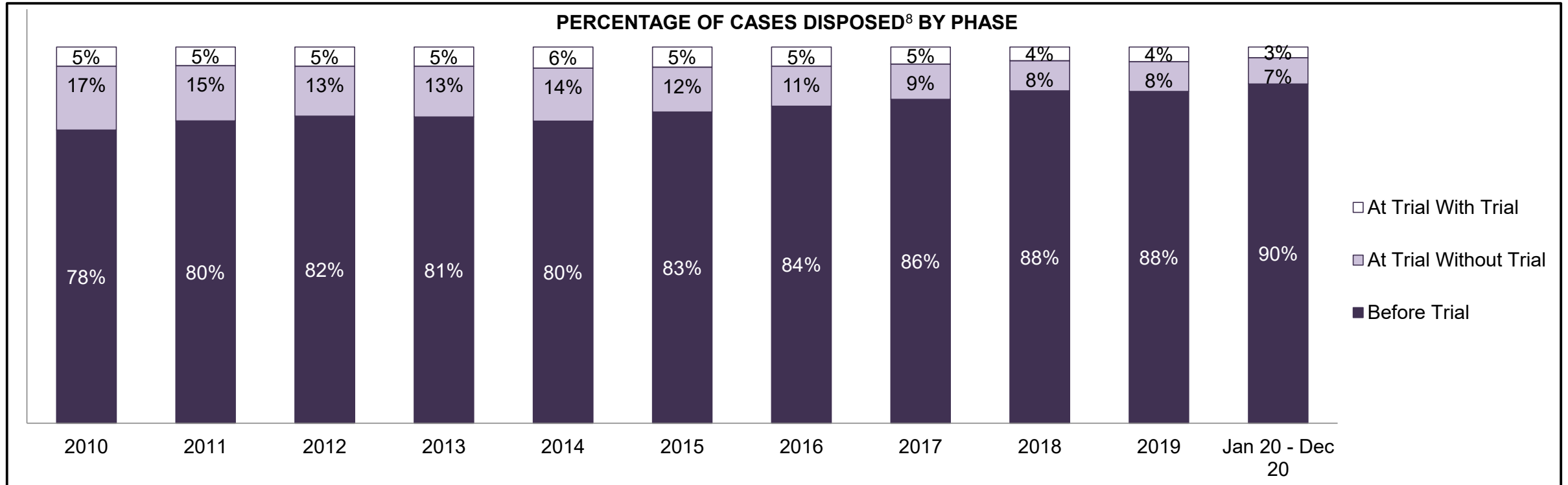


ONTARIO COURT OF JUSTICE CRIMINAL MODERNIZATION COMMITTEE TORONTO DASHBOARD¹⁹

PERCENTAGE OF DISPOSED CASES⁸ BY MONTHS TO DISPOSITION¹⁰



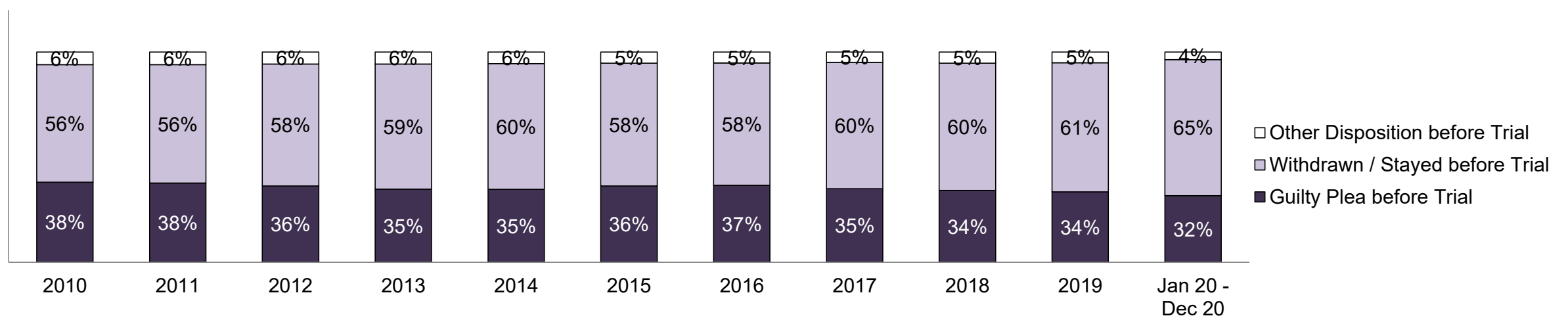
**ONTARIO COURT OF JUSTICE CRIMINAL MODERNIZATION COMMITTEE
TORONTO DASHBOARD¹⁹**



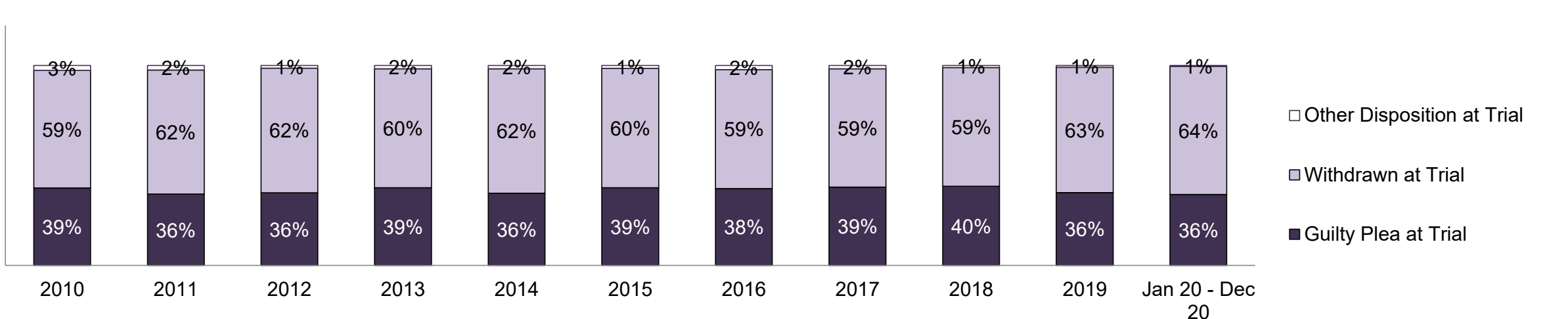
| Cases Disposed⁸ by Phase and Percentage of In-Custody¹¹, Out-of-Custody¹² Cases at Case Disposition | | | | | | | | | | | |
|---|-------------|-------------|-------------|-------------|-------------|-------------|-------------|-------------|-------------|-------------|------------------------|
| Phases | 2010 | 2011 | 2012 | 2013 | 2014 | 2015 | 2016 | 2017 | 2018 | 2019 | Jan 20 - Dec 20 |
| At Trial With Trial | 2,807 | 2,646 | 2,741 | 2,432 | 2,226 | 1,975 | 1,949 | 1,765 | 1,366 | 1,433 | 692 |
| In-Custody | 19% | 19% | 20% | 19% | 18% | 17% | 16% | 19% | 15% | 17% | 22% |
| Out-of-Custody | 81% | 81% | 80% | 81% | 82% | 83% | 84% | 81% | 85% | 83% | 78% |
| At Trial Without Trial | 9,187 | 7,789 | 7,015 | 6,334 | 5,540 | 4,388 | 3,983 | 3,650 | 2,975 | 2,866 | 1,680 |
| In-Custody | 14% | 15% | 17% | 16% | 15% | 15% | 15% | 18% | 16% | 17% | 18% |
| Out-of-Custody | 86% | 85% | 83% | 84% | 85% | 85% | 85% | 82% | 84% | 83% | 82% |
| Before Trial | 42,389 | 42,624 | 43,400 | 38,335 | 31,696 | 30,518 | 31,822 | 33,472 | 32,880 | 32,157 | 21,735 |
| In-Custody | 24% | 24% | 23% | 23% | 24% | 25% | 25% | 25% | 24% | 24% | 24% |
| Out-of-Custody | 76% | 76% | 77% | 77% | 76% | 75% | 75% | 75% | 76% | 76% | 76% |

ONTARIO COURT OF JUSTICE CRIMINAL MODERNIZATION COMMITTEE TORONTO DASHBOARD¹⁹

PERCENTAGE OF CASES DISPOSED⁸ BEFORE TRIAL BY OUTCOME

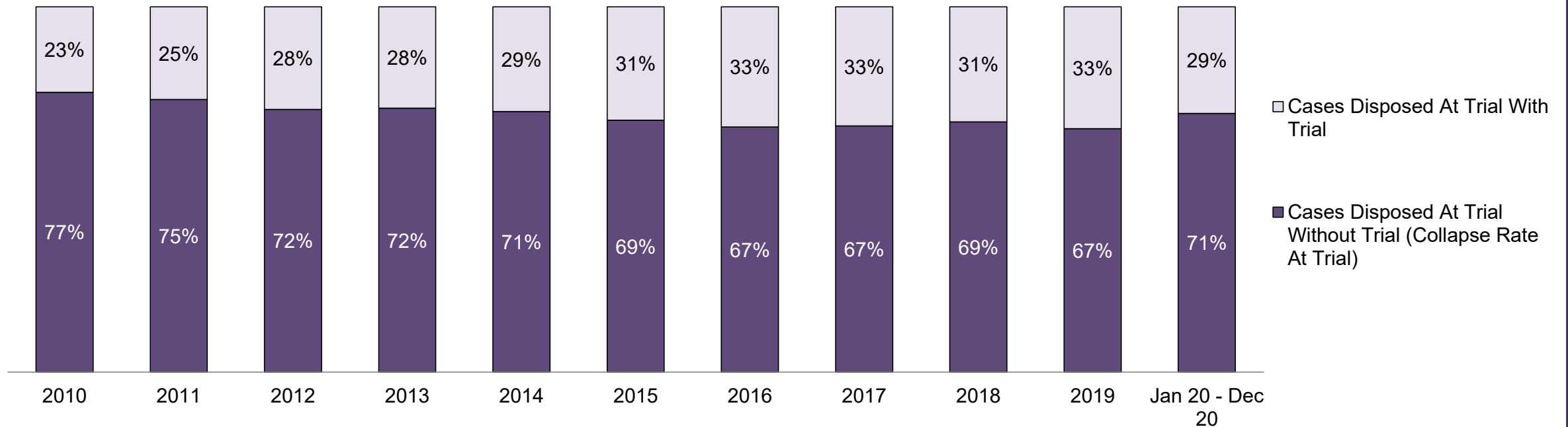


PERCENTAGE OF CASES DISPOSED⁸ AT TRIAL WITHOUT TRIAL (CASES COLLAPSED AT TRIAL) BY OUTCOME



**ONTARIO COURT OF JUSTICE CRIMINAL MODERNIZATION COMMITTEE
TORONTO DASHBOARD¹⁹**

PERCENTAGE OF CASES DISPOSED⁸ BY PHASE FOR CASES SET FOR TRIAL¹³

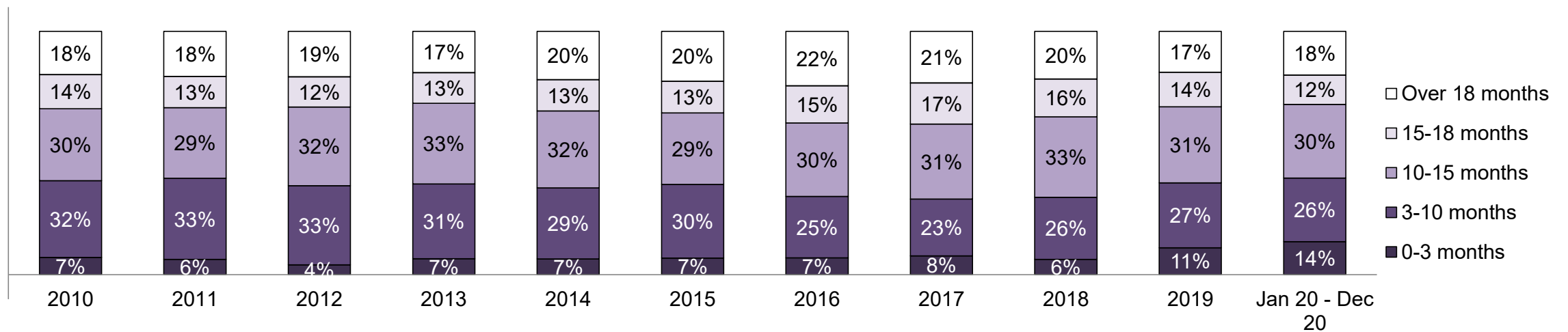


Percentage of Cases Disposed⁸ At Trial Without Trial (Collapse Rate At Trial²) by Offence Group At Disposition

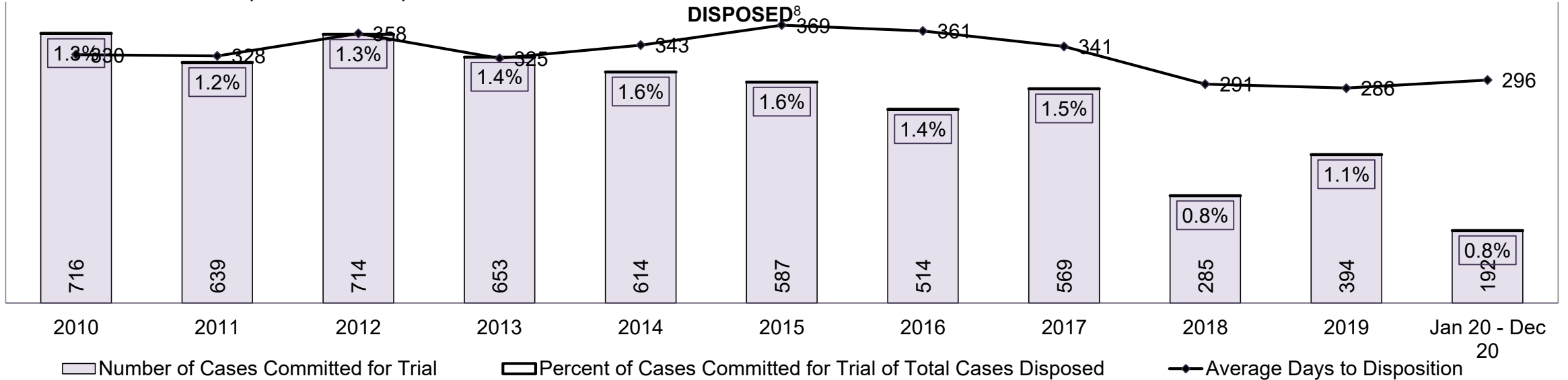
| Offence Group at Disposition ¹⁴ | 2010 | 2011 | 2012 | 2013 | 2014 | 2015 | 2016 | 2017 | 2018 | 2019 | Jan 20 - Dec 20 |
|--|-------------|-------------|-------------|-------------|-------------|-------------|-------------|-------------|-------------|-------------|-----------------|
| Crimes Against The Person | 45% | 47% | 48% | 45% | 47% | 49% | 49% | 52% | 51% | 49% | 52% |
| Crimes Against Property | 10% | 11% | 9% | 10% | 10% | 10% | 8% | 8% | 8% | 8% | 8% |
| Administration of Justice | 14% | 13% | 12% | 13% | 11% | 10% | 10% | 10% | 10% | 10% | 10% |
| Other Criminal Code | 6% | 7% | 6% | 7% | 7% | 7% | 8% | 7% | 8% | 10% | 11% |
| Criminal Code Traffic | 14% | 12% | 14% | 15% | 14% | 12% | 13% | 12% | 15% | 13% | 11% |
| Federal Statute | 10% | 11% | 11% | 11% | 12% | 10% | 11% | 11% | 8% | 10% | 8% |
| Total | 100% | 100% | 100% | 100% | 100% | 100% | 100% | 100% | 100% | 100% | 100% |

ONTARIO COURT OF JUSTICE CRIMINAL MODERNIZATION COMMITTEE TORONTO DASHBOARD¹⁹

PERCENTAGE OF CASES DISPOSED⁸ AT TRIAL WITH TRIAL BY MONTHS TO DISPOSITION¹⁰

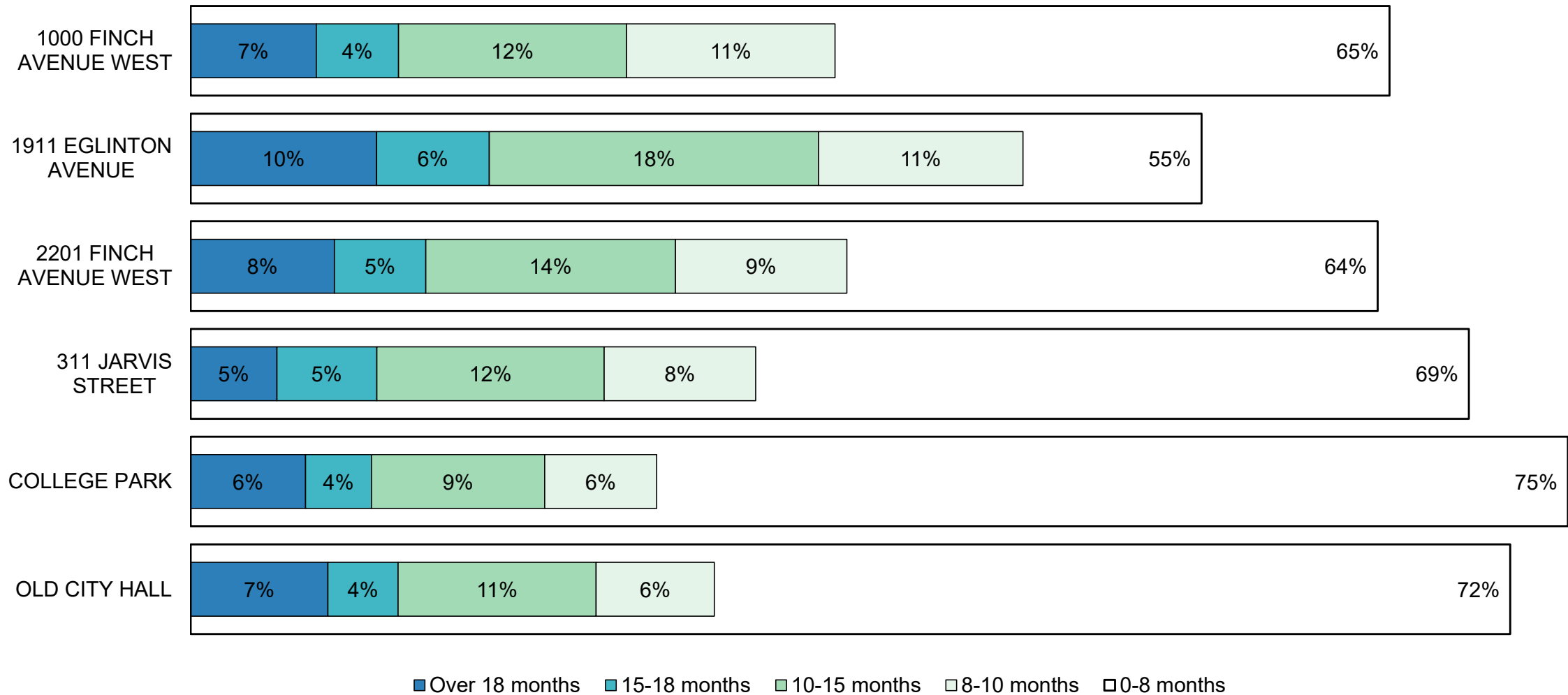


NUMBER, PERCENTAGE, & AVERAGE DAYS TO DISPOSITION¹⁵ OF CASES COMMITTED FOR TRIAL¹⁶ OF TOTAL CASES



**ONTARIO COURT OF JUSTICE CRIMINAL MODERNIZATION COMMITTEE
TORONTO DASHBOARD¹⁹
CASES PENDING AS OF DECEMBER 31, 2020**

PERCENTAGE OF PENDING CASES³ BY PENDING AGE⁶

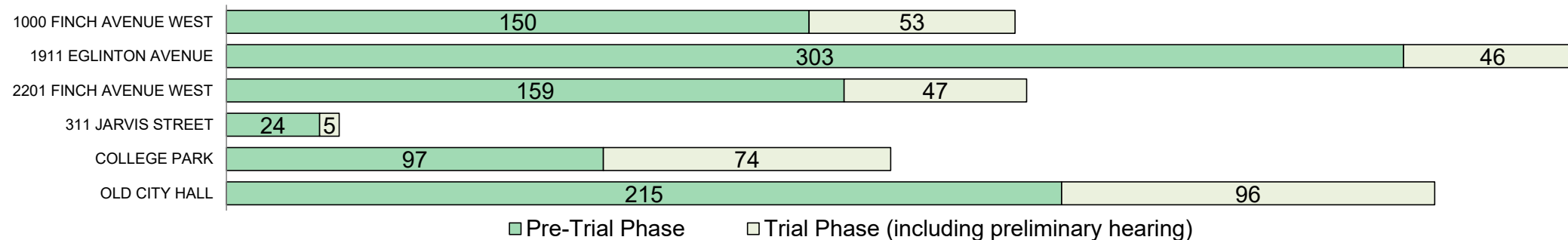


**ONTARIO COURT OF JUSTICE CRIMINAL MODERNIZATION COMMITTEE
TORONTO DASHBOARD¹⁹
CASES PENDING AS OF DECEMBER 31, 2020**

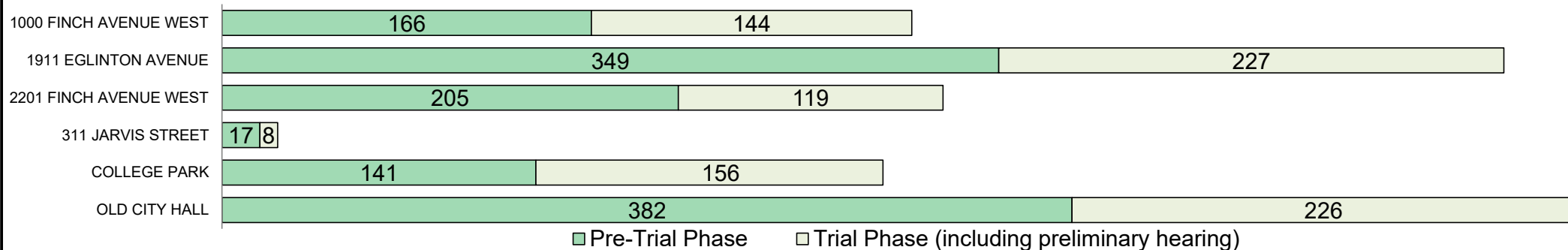
| Pending Cases ³ by Pending Age ⁶ and Percentage of Pending Cases In-Custody ¹⁷ and Out-of-Custody ¹⁸ | | | | | | |
|--|----------------|--------------|--------------|--------------|---------------|---------------|
| Location | Over 18 months | 15-18 months | 10-15 months | 8-10 months | 0-8 months | Total |
| TORONTO | 2,140 | 1,269 | 3,537 | 2,394 | 18,551 | 27,891 |
| In-Custody | 19% | 16% | 19% | 18% | 17% | 17% |
| Out-of-Custody | 81% | 84% | 81% | 82% | 83% | 83% |
| 1000 FINCH AVENUE WEST | 310 | 203 | 563 | 515 | 2,960 | 4,551 |
| 1911 EGLINTON AVENUE | 576 | 349 | 1,019 | 634 | 3,131 | 5,709 |
| 2201 FINCH AVENUE WEST | 324 | 206 | 563 | 387 | 2,677 | 4,157 |
| 311 JARVIS STREET | 25 | 29 | 66 | 44 | 371 | 535 |
| COLLEGE PARK | 297 | 171 | 448 | 290 | 3,564 | 4,770 |
| OLD CITY HALL | 608 | 311 | 878 | 524 | 5,848 | 8,169 |

**ONTARIO COURT OF JUSTICE CRIMINAL MODERNIZATION COMMITTEE
TORONTO DASHBOARD¹⁹
CASES PENDING AS OF DECEMBER 31, 2020**

PENDING CASES³ BY PHASE: 15-18 MONTHS⁶



PENDING CASES³ BY PHASE: OVER 18 MONTHS⁶

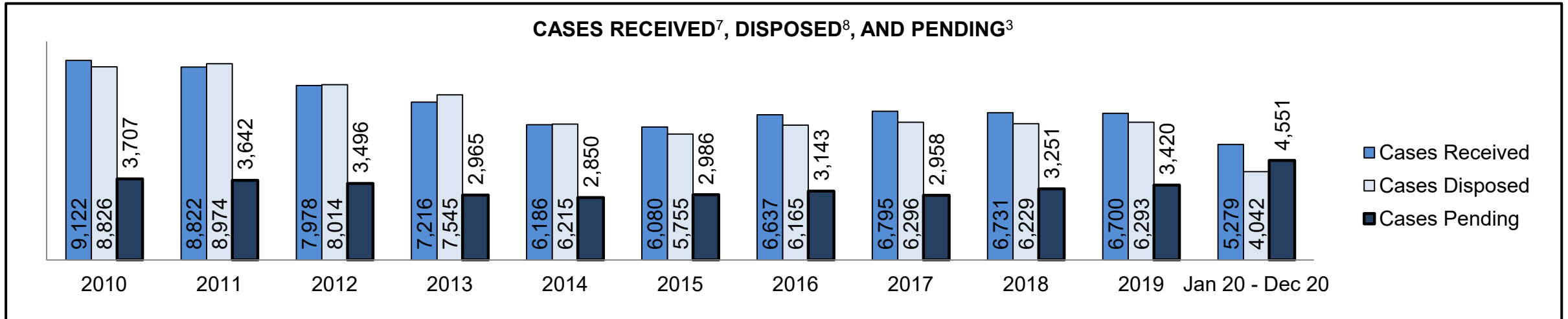


**ONTARIO COURT OF JUSTICE CRIMINAL MODERNIZATION COMMITTEE
1000 FINCH AVENUE WEST DASHBOARD¹⁹**

| Key Metric | | Jan 20 - Dec 20 | | 2014 Baseline Median* | Change from 2014 Baseline Median | |
|--------------|---|-------------------------------------|--------------------|-----------------------|----------------------------------|--------|
| | | Percent | Cases ¹ | | | |
| Bail | Disposed cases that began in the Bail Phase | | 53.4% | 2,159 | 48.0% | 5.4% |
| | Bail cases with a bail outcome (release order or detention order) | Total | 62.1% | 1,340 | 56.0% | 6.1% |
| | | Bail Disposition with 1 appearance | 62.5% | 837 | 47.7% | 14.7% |
| | | Bail Disposition in 1-3 days | 79.0% | 1,058 | 70.6% | 8.4% |
| | Bail cases with no bail disposition but with a case disposition | Total | 37.9% | 819 | 44.0% | -6.1% |
| | | Case disposition in 1-3 appearances | 20.5% | 168 | 35.1% | -14.6% |
| | | Case disposition in 0-3 months | 51.4% | 421 | 77.2% | -25.8% |
| | | Case disposition rate before trial | 91.6% | 750 | 90.7% | 0.9% |
| Before Trial | Disposition rate (includes bail cases with case dispositions) | | 89.5% | 3,618 | 83.6% | 5.9% |
| | Disposed within 1-3 appearances (net of bench warrant cases) | | 45.5% | 830 | 39.1% | 6.3% |
| | Disposed within 0-3 months (net of bench warrant cases) | | 57.7% | 1,053 | 60.6% | -3.0% |
| Trial | Collapse Rate at Trial ² | | 65.1% | 276 | 71.0% | -5.9% |

| Cases Pending ³ as of December 31, 2020 | | Percent | Cases ¹ | Cases in the Pre-Trial Phase ⁴ | Cases in the Trial Phase ⁵ (including preliminary hearing) |
|--|----------------|---------------|--------------------|---|---|
| Age of All Pending Cases ⁶ | 0-8 months | 65.0% | 2,960 | 2,942 | 18 |
| | 8-10 months | 11.3% | 515 | 491 | 24 |
| | 10-15 months | 12.4% | 563 | 507 | 56 |
| | 15-18 months | 4.5% | 203 | 150 | 53 |
| | Over 18 months | 6.8% | 310 | 166 | 144 |
| Total | | 100.0% | 4,551 | 4,256 | 295 |

**ONTARIO COURT OF JUSTICE CRIMINAL MODERNIZATION COMMITTEE
1000 FINCH AVENUE WEST DASHBOARD¹⁹**



Cases Received⁷ by Offence Group

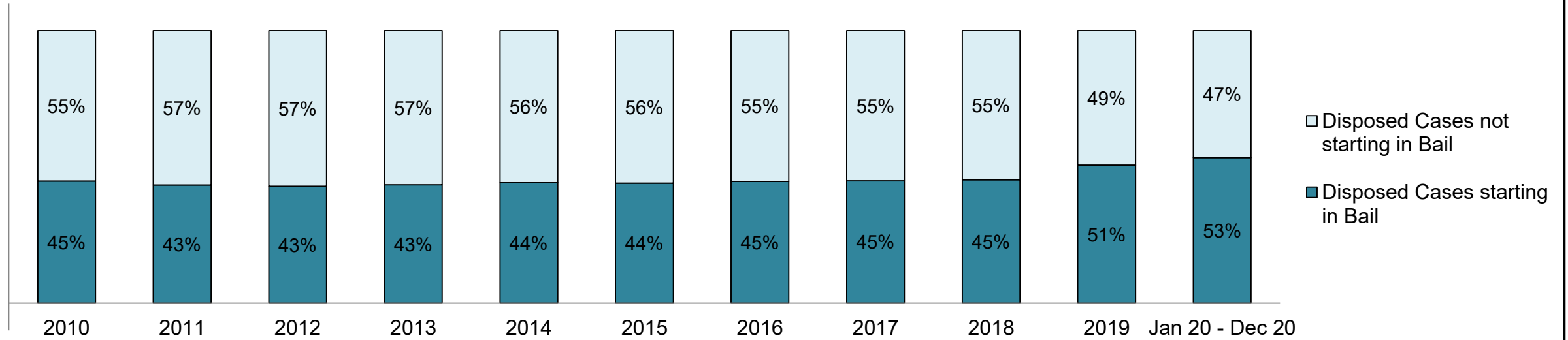
| Offence Group ⁹ | 2010 | 2011 | 2012 | 2013 | 2014 | 2015 | 2016 | 2017 | 2018 | 2019 | Jan 20 - Dec 20 |
|----------------------------|-------|-------|-------|-------|-------|-------|-------|-------|-------|-------|-----------------|
| Crimes Against The Person | 3,511 | 3,366 | 3,025 | 2,571 | 2,363 | 2,369 | 2,578 | 2,533 | 2,678 | 2,739 | 2,412 |
| Crimes Against Property | 2,519 | 2,471 | 2,085 | 2,066 | 1,793 | 1,605 | 1,681 | 1,788 | 1,576 | 1,608 | 1,267 |
| Administration of Justice | 2,047 | 2,053 | 1,990 | 1,713 | 1,351 | 1,380 | 1,524 | 1,704 | 1,642 | 1,628 | 985 |
| Other Criminal Code | 435 | 332 | 282 | 291 | 222 | 259 | 300 | 299 | 312 | 301 | 248 |
| Criminal Code Traffic | 441 | 399 | 410 | 441 | 333 | 354 | 403 | 345 | 354 | 330 | 263 |
| Federal Statute | 169 | 201 | 186 | 134 | 124 | 113 | 151 | 126 | 169 | 94 | 104 |

Cases Pending³ by Offence Group

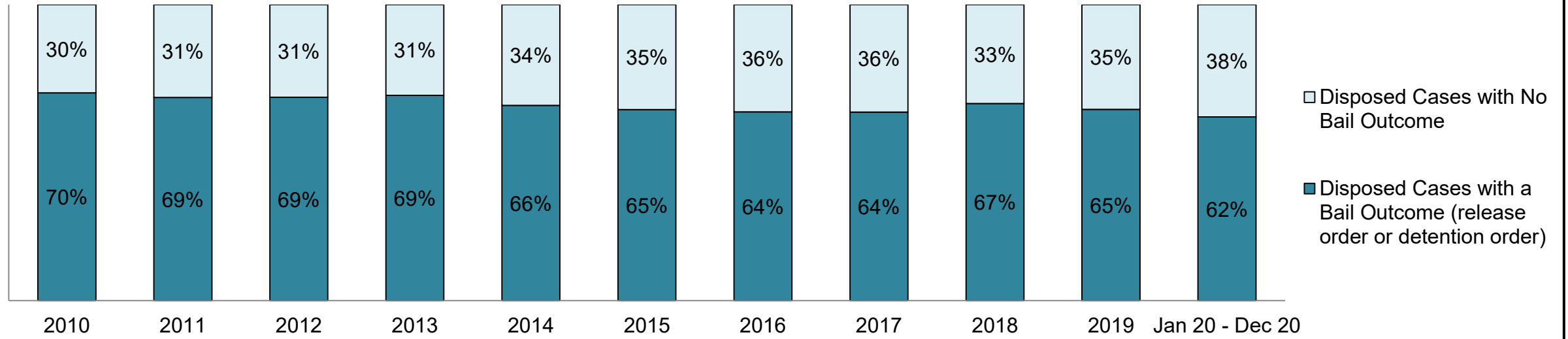
| Offence Group ⁹ | 2010 | 2011 | 2012 | 2013 | 2014 | 2015 | 2016 | 2017 | 2018 | 2019 | Jan 20 - Dec 20 |
|----------------------------|-------|-------|-------|-------|-------|-------|-------|-------|-------|-------|-----------------|
| Crimes Against The Person | 1,945 | 1,804 | 1,719 | 1,455 | 1,408 | 1,517 | 1,605 | 1,444 | 1,710 | 1,837 | 2,351 |
| Crimes Against Property | 728 | 771 | 663 | 517 | 592 | 567 | 575 | 607 | 534 | 589 | 883 |
| Administration of Justice | 457 | 472 | 503 | 392 | 310 | 365 | 364 | 387 | 413 | 440 | 616 |
| Other Criminal Code | 189 | 167 | 175 | 182 | 158 | 151 | 157 | 159 | 190 | 169 | 228 |
| Criminal Code Traffic | 320 | 331 | 342 | 352 | 314 | 320 | 355 | 293 | 296 | 313 | 375 |
| Federal Statute | 68 | 97 | 94 | 67 | 68 | 66 | 87 | 68 | 108 | 72 | 97 |

**ONTARIO COURT OF JUSTICE CRIMINAL MODERNIZATION COMMITTEE
1000 FINCH AVENUE WEST DASHBOARD¹⁹**

PERCENTAGE OF DISPOSED CASES⁸ STARTING IN BAIL

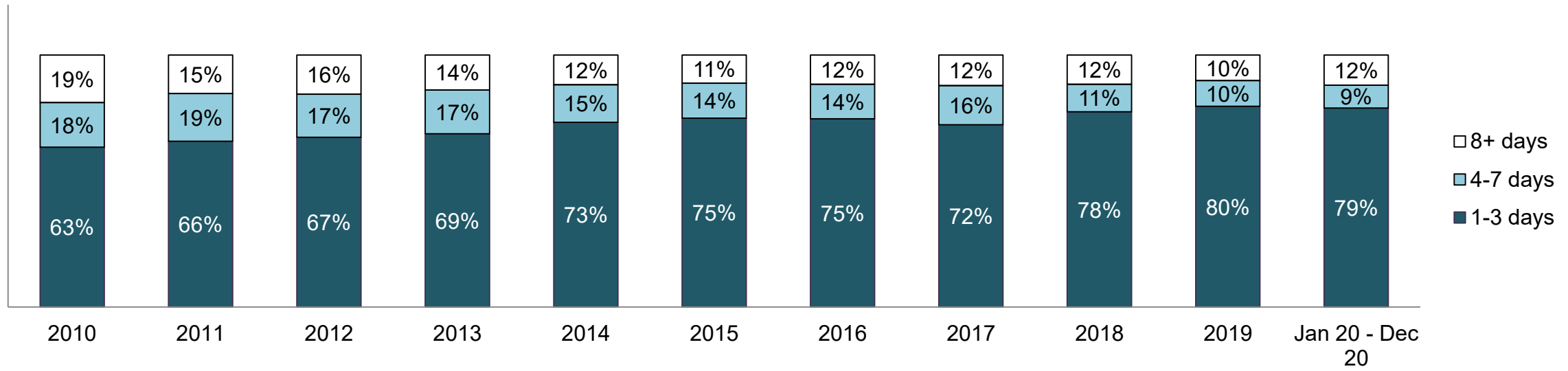


PERCENTAGE OF DISPOSED CASES⁸ STARTING IN BAIL BY BAIL OUTCOME

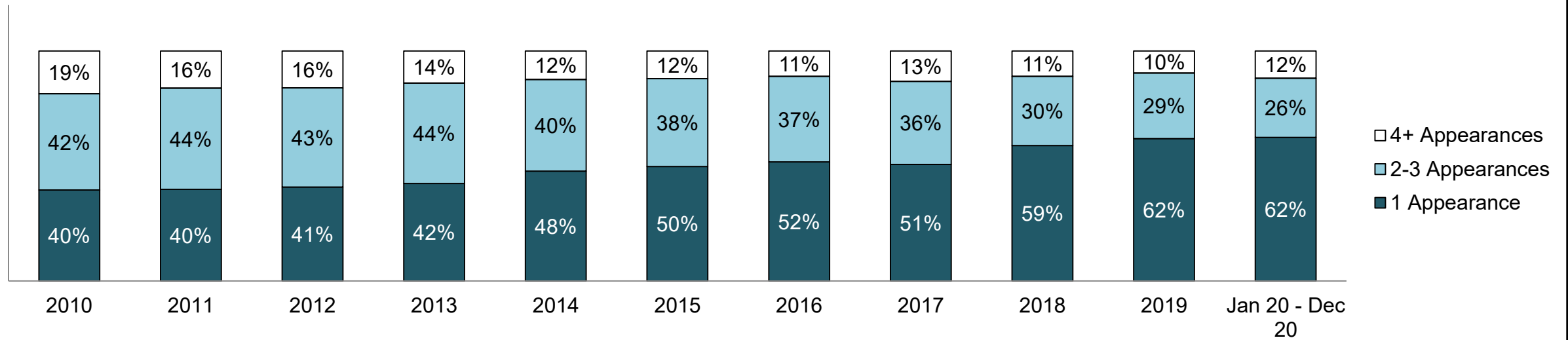


**ONTARIO COURT OF JUSTICE CRIMINAL MODERNIZATION COMMITTEE
1000 FINCH AVENUE WEST DASHBOARD¹⁹**

PERCENTAGE OF BAIL CASES BY DAYS FROM FIRST BAIL APPEARANCE TO BAIL DISPOSITION

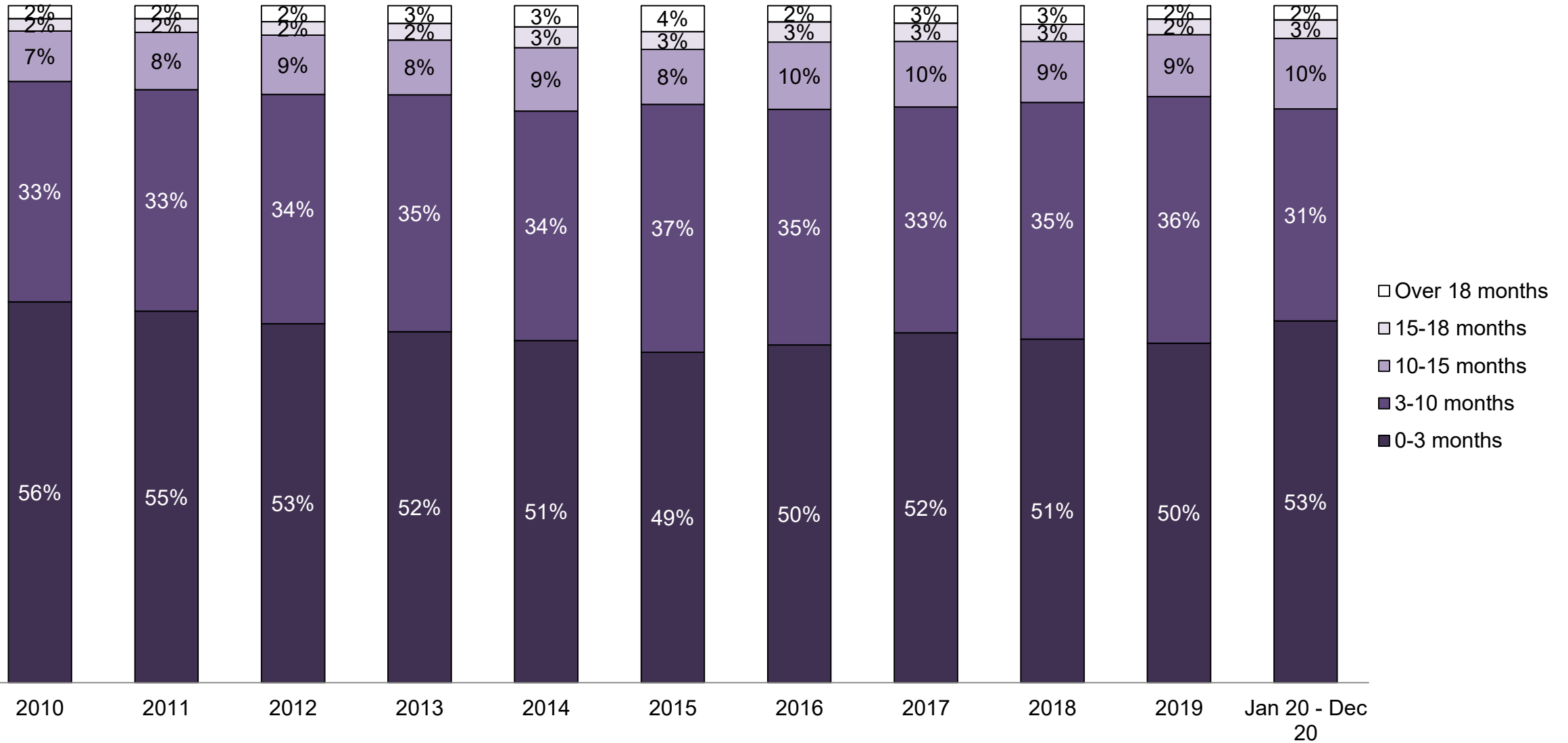


PERCENTAGE OF BAIL CASES BY NUMBER OF APPEARANCES FROM FIRST BAIL APPEARANCE TO BAIL DISPOSITION

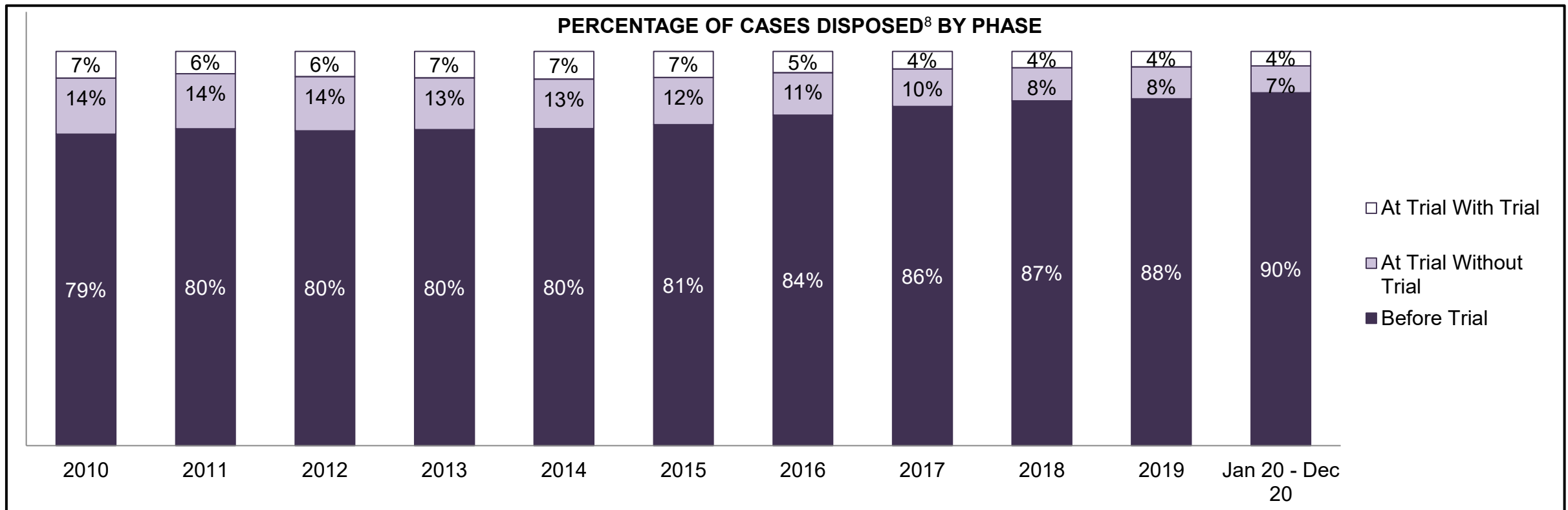


**ONTARIO COURT OF JUSTICE CRIMINAL MODERNIZATION COMMITTEE
1000 FINCH AVENUE WEST DASHBOARD¹⁹**

PERCENTAGE OF DISPOSED CASES⁸ BY MONTHS TO DISPOSITION¹⁰



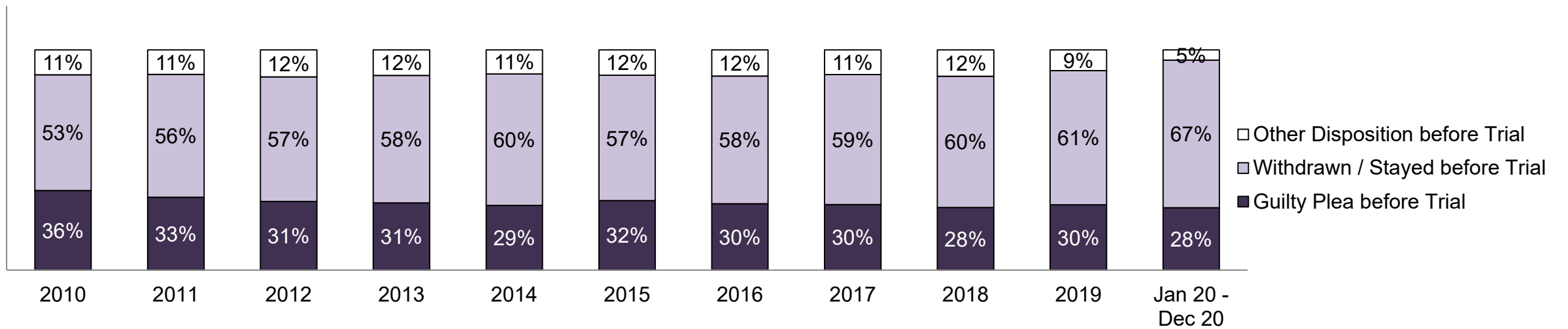
**ONTARIO COURT OF JUSTICE CRIMINAL MODERNIZATION COMMITTEE
1000 FINCH AVENUE WEST DASHBOARD¹⁹**



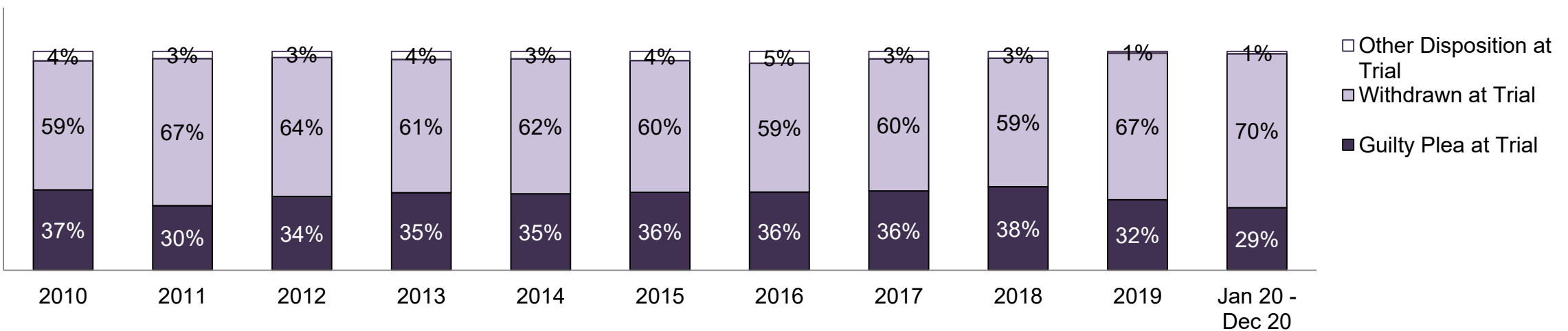
| Cases Disposed⁸ by Phase and Percentage of In-Custody¹¹, Out-of-Custody¹² Cases at Case Disposition | | | | | | | | | | | |
|---|-------------|-------------|-------------|-------------|-------------|-------------|-------------|-------------|-------------|-------------|------------------------|
| Phases | 2010 | 2011 | 2012 | 2013 | 2014 | 2015 | 2016 | 2017 | 2018 | 2019 | Jan 20 - Dec 20 |
| At Trial With Trial | 599 | 507 | 514 | 507 | 438 | 381 | 333 | 280 | 257 | 248 | 148 |
| In-Custody | 16% | 15% | 17% | 15% | 13% | 14% | 13% | 12% | 14% | 16% | 24% |
| Out-of-Custody | 84% | 85% | 83% | 85% | 87% | 86% | 87% | 88% | 86% | 84% | 76% |
| At Trial Without Trial | 1,254 | 1,255 | 1,099 | 991 | 779 | 688 | 665 | 599 | 524 | 509 | 276 |
| In-Custody | 13% | 11% | 13% | 10% | 10% | 10% | 14% | 14% | 14% | 17% | 18% |
| Out-of-Custody | 87% | 89% | 87% | 90% | 90% | 90% | 86% | 86% | 86% | 83% | 82% |
| Before Trial | 6,973 | 7,212 | 6,401 | 6,047 | 4,998 | 4,686 | 5,167 | 5,417 | 5,448 | 5,536 | 3,618 |
| In-Custody | 22% | 20% | 18% | 18% | 19% | 19% | 19% | 19% | 17% | 20% | 22% |
| Out-of-Custody | 78% | 80% | 82% | 82% | 81% | 81% | 81% | 81% | 83% | 80% | 78% |

**ONTARIO COURT OF JUSTICE CRIMINAL MODERNIZATION COMMITTEE
1000 FINCH AVENUE WEST DASHBOARD¹⁹**

PERCENTAGE OF CASES DISPOSED⁸ BEFORE TRIAL BY OUTCOME

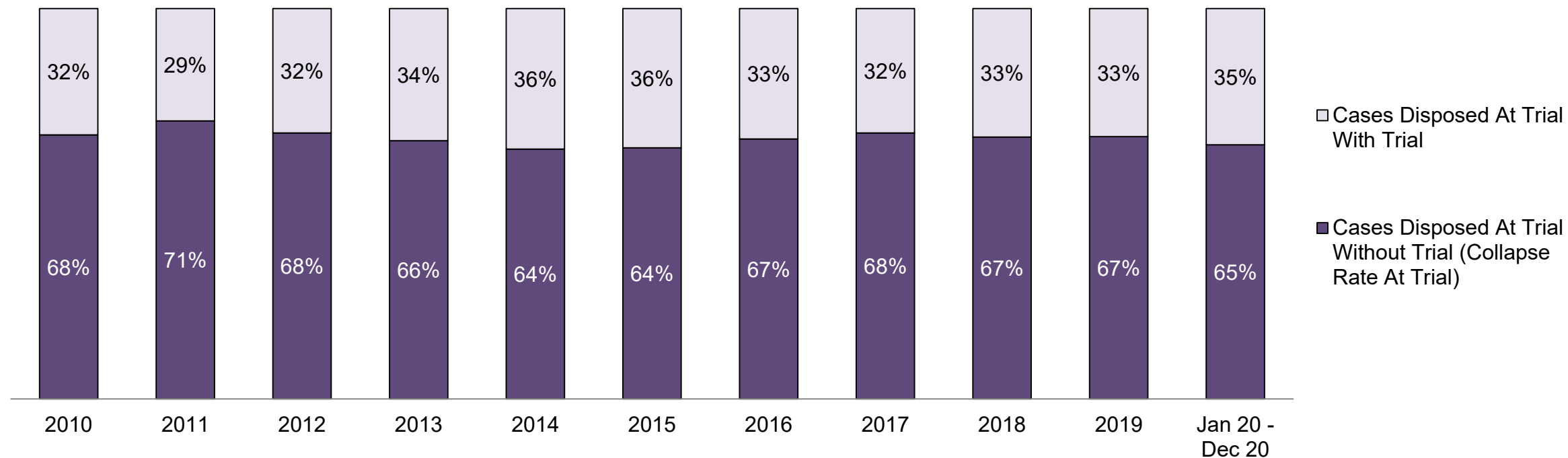


PERCENTAGE OF CASES DISPOSED⁸ AT TRIAL WITHOUT TRIAL (CASES COLLAPSED AT TRIAL) BY OUTCOME



**ONTARIO COURT OF JUSTICE CRIMINAL MODERNIZATION COMMITTEE
1000 FINCH AVENUE WEST DASHBOARD¹⁹**

PERCENTAGE OF CASES DISPOSED⁸ BY PHASE FOR CASES SET FOR TRIAL¹³

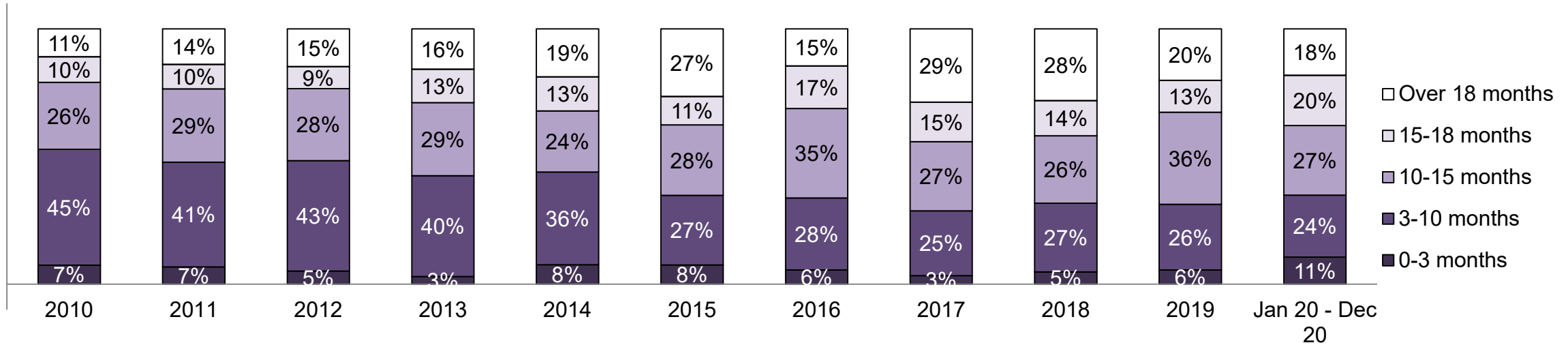


Percentage of Cases Disposed⁸ At Trial Without Trial (Collapse Rate At Trial²) by Offence Group At Disposition

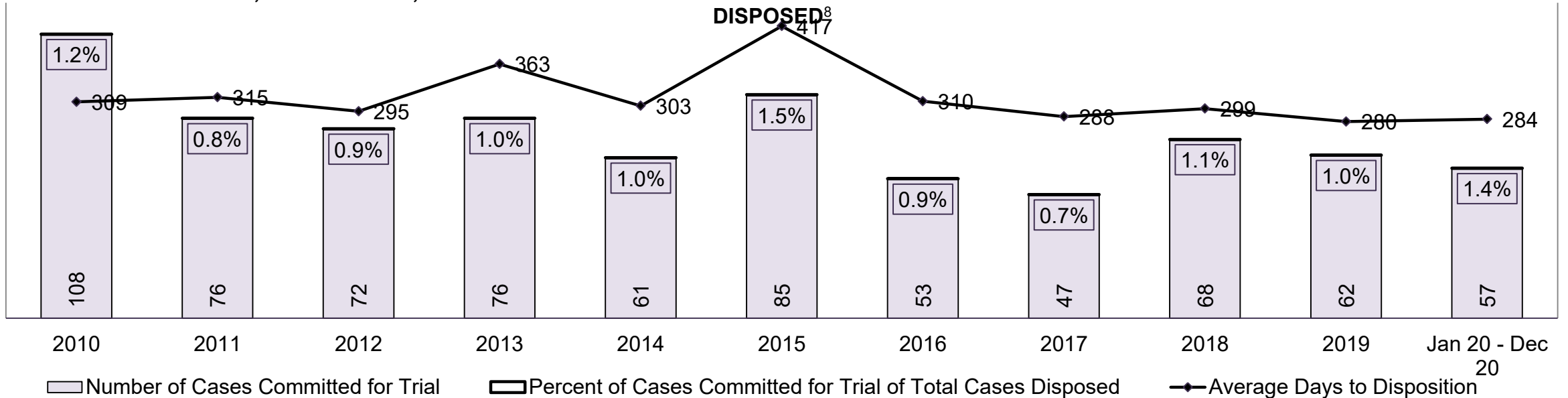
| Offence Group at Disposition ¹⁴ | 2010 | 2011 | 2012 | 2013 | 2014 | 2015 | 2016 | 2017 | 2018 | 2019 | Jan 20 - Dec 20 |
|--|-------------|-------------|-------------|-------------|-------------|-------------|-------------|-------------|-------------|-------------|-----------------|
| Crimes Against The Person | 55% | 58% | 57% | 53% | 56% | 53% | 51% | 57% | 54% | 49% | 53% |
| Crimes Against Property | 9% | 12% | 9% | 9% | 8% | 11% | 9% | 8% | 7% | 7% | 8% |
| Administration of Justice | 14% | 12% | 12% | 14% | 9% | 10% | 11% | 9% | 9% | 11% | 7% |
| Other Criminal Code | 6% | 6% | 6% | 6% | 8% | 8% | 9% | 6% | 6% | 10% | 14% |
| Criminal Code Traffic | 14% | 10% | 12% | 14% | 16% | 15% | 16% | 17% | 20% | 17% | 15% |
| Federal Statute | 2% | 2% | 4% | 3% | 3% | 3% | 3% | 3% | 3% | 6% | 4% |
| Total | 100% | 100% | 100% | 100% | 100% | 100% | 100% | 100% | 100% | 100% | 100% |

ONTARIO COURT OF JUSTICE CRIMINAL MODERNIZATION COMMITTEE 1000 FINCH AVENUE WEST DASHBOARD¹⁹

PERCENTAGE OF CASES DISPOSED⁸ AT TRIAL WITH TRIAL BY MONTHS TO DISPOSITION¹⁰

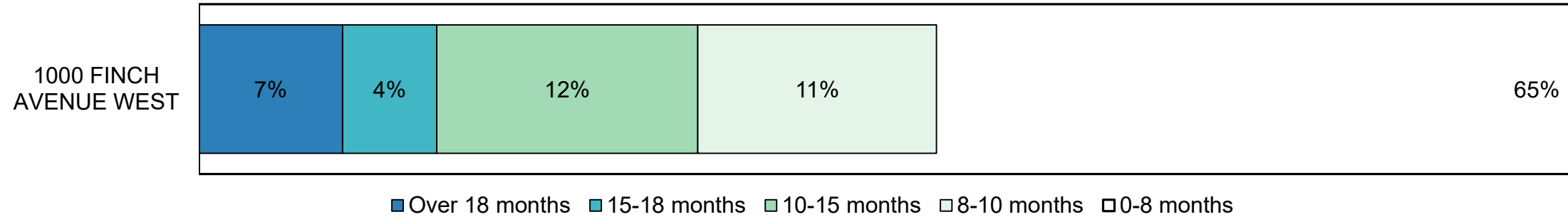


NUMBER, PERCENTAGE, & AVERAGE DAYS TO DISPOSITION¹⁵ OF CASES COMMITTED FOR TRIAL¹⁶ OF TOTAL CASES



**ONTARIO COURT OF JUSTICE CRIMINAL MODERNIZATION COMMITTEE
1000 FINCH AVENUE WEST DASHBOARD¹⁹
CASES PENDING AS OF DECEMBER 31, 2020**

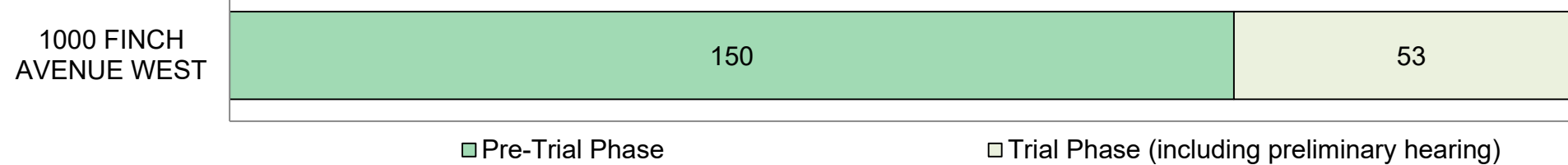
PERCENTAGE OF PENDING CASES³ BY PENDING AGE⁶



Pending Cases³ by Pending Age⁶ and Percentage of Pending Cases In-Custody¹⁷ and Out-of-Custody¹⁸

| Court Location | Over 18 months | 15-18 months | 10-15 months | 8-10 months | 0-8 months | Total |
|-------------------------------|----------------|--------------|--------------|-------------|------------|--------------|
| 1000 FINCH AVENUE WEST | 310 | 203 | 563 | 515 | 2,960 | 4,551 |
| In-Custody | 19% | 16% | 20% | 22% | 20% | 20% |
| Out-of-Custody | 81% | 84% | 80% | 78% | 80% | 80% |

PENDING CASES³ BY PHASE: 15-18 MONTHS⁶



PENDING CASES³ BY PHASE: OVER 18 MONTHS⁶



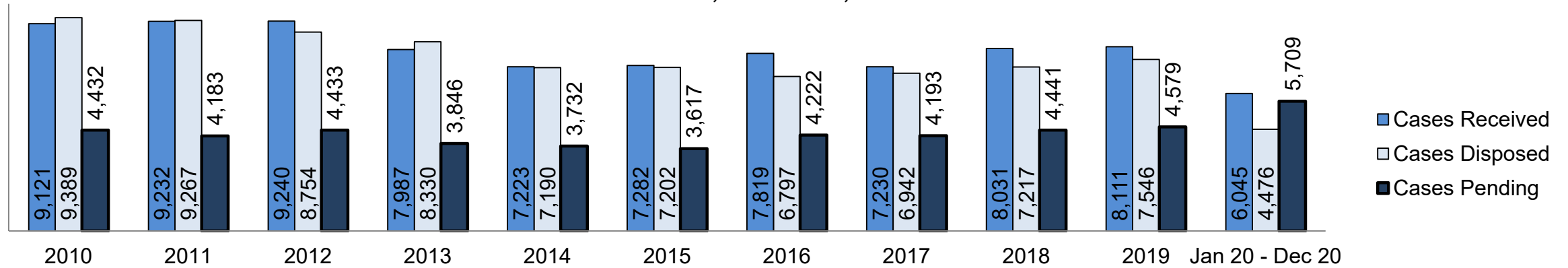
**ONTARIO COURT OF JUSTICE CRIMINAL MODERNIZATION COMMITTEE
1911 EGLINTON AVENUE DASHBOARD¹⁹**

| Key Metric | | Jan 20 - Dec 20 | | 2014 Baseline Median* | Change from 2014 Baseline Median | |
|--------------|---|-------------------------------------|--------------------|-----------------------|----------------------------------|--------|
| | | Percent | Cases ¹ | | | |
| Bail | Disposed cases that began in the Bail Phase | | 60.9% | 2,728 | 48.0% | 13.0% |
| | Bail cases with a bail outcome (release order or detention order) | Total | 69.1% | 1,886 | 56.0% | 13.1% |
| | | Bail Disposition with 1 appearance | 55.0% | 1,038 | 47.7% | 7.3% |
| | | Bail Disposition in 1-3 days | 71.6% | 1,351 | 70.6% | 1.1% |
| | Bail cases with no bail disposition but with a case disposition | Total | 30.9% | 842 | 44.0% | -13.1% |
| | | Case disposition in 1-3 appearances | 15.1% | 127 | 35.1% | -20.1% |
| | | Case disposition in 0-3 months | 54.5% | 459 | 77.2% | -22.7% |
| | | Case disposition rate before trial | 93.1% | 784 | 90.7% | 2.5% |
| Before Trial | Disposition rate (includes bail cases with case dispositions) | | 88.3% | 3,954 | 83.6% | 4.7% |
| | Disposed within 1-3 appearances (net of bench warrant cases) | | 32.2% | 770 | 39.1% | -7.0% |
| | Disposed within 0-3 months (net of bench warrant cases) | | 48.9% | 1,170 | 60.6% | -11.8% |
| Trial | Collapse Rate at Trial ² | | 77.0% | 402 | 71.0% | 6.0% |

| Cases Pending ³ as of December 31, 2020 | | Percent | Cases ¹ | Cases in the Pre-Trial Phase ⁴ | Cases in the Trial Phase ⁵ (including preliminary hearing) |
|--|----------------|---------------|--------------------|---|---|
| Age of All Pending Cases ⁶ | 0-8 months | 54.8% | 3,131 | 3,126 | 5 |
| | 8-10 months | 11.1% | 634 | 630 | 4 |
| | 10-15 months | 17.8% | 1,019 | 975 | 44 |
| | 15-18 months | 6.1% | 349 | 303 | 46 |
| | Over 18 months | 10.1% | 576 | 349 | 227 |
| Total | | 100.0% | 5,709 | 5,383 | 326 |

**ONTARIO COURT OF JUSTICE CRIMINAL MODERNIZATION COMMITTEE
1911 EGLINTON AVENUE DASHBOARD¹⁹**

CASES RECEIVED⁷, DISPOSED⁸, AND PENDING³



Cases Received⁷ by Offence Group

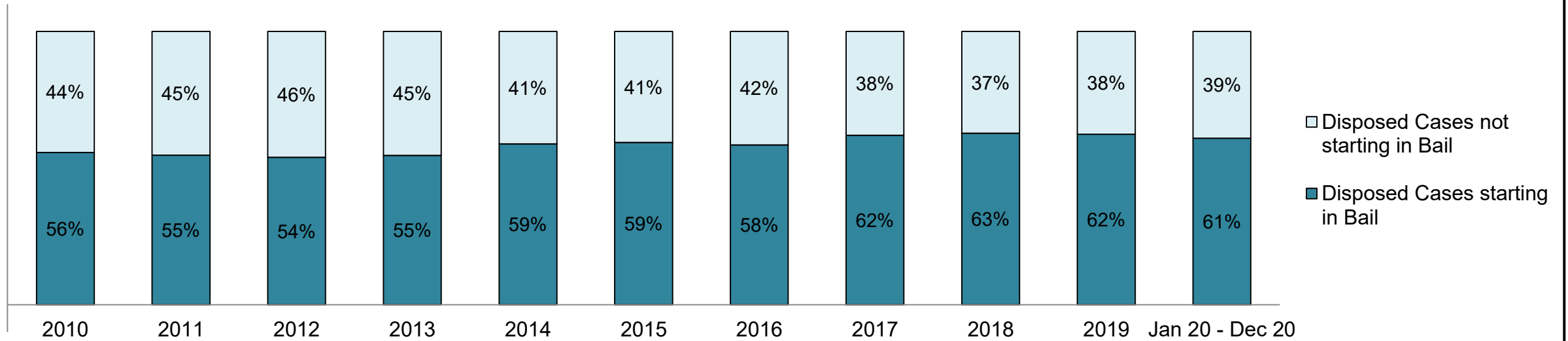
| Offence Group ⁹ | 2010 | 2011 | 2012 | 2013 | 2014 | 2015 | 2016 | 2017 | 2018 | 2019 | Jan 20 - Dec 20 |
|----------------------------|-------|-------|-------|-------|-------|-------|-------|-------|-------|-------|-----------------|
| Crimes Against The Person | 3,769 | 3,917 | 3,764 | 3,301 | 3,100 | 3,253 | 3,441 | 3,096 | 3,318 | 3,349 | 2,617 |
| Crimes Against Property | 2,061 | 2,127 | 2,446 | 2,093 | 1,846 | 1,828 | 1,813 | 1,728 | 1,970 | 2,055 | 1,298 |
| Administration of Justice | 2,012 | 2,018 | 1,836 | 1,530 | 1,292 | 1,313 | 1,504 | 1,420 | 1,666 | 1,809 | 1,243 |
| Other Criminal Code | 545 | 396 | 423 | 426 | 381 | 336 | 406 | 370 | 439 | 377 | 349 |
| Criminal Code Traffic | 524 | 536 | 559 | 430 | 394 | 372 | 444 | 400 | 386 | 372 | 380 |
| Federal Statute | 210 | 238 | 212 | 207 | 210 | 180 | 211 | 216 | 252 | 149 | 158 |

Cases Pending³ by Offence Group

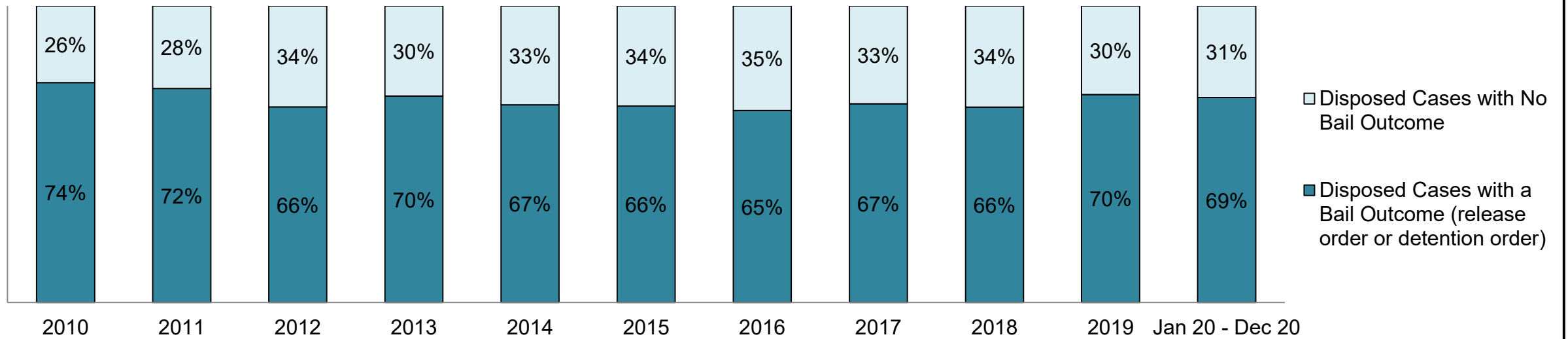
| Offence Group ⁹ | 2010 | 2011 | 2012 | 2013 | 2014 | 2015 | 2016 | 2017 | 2018 | 2019 | Jan 20 - Dec 20 |
|----------------------------|-------|-------|-------|-------|-------|-------|-------|-------|-------|-------|-----------------|
| Crimes Against The Person | 2,345 | 2,230 | 2,311 | 1,995 | 1,902 | 1,941 | 2,299 | 2,158 | 2,240 | 2,371 | 2,988 |
| Crimes Against Property | 736 | 713 | 775 | 634 | 664 | 636 | 676 | 709 | 765 | 876 | 991 |
| Administration of Justice | 528 | 527 | 584 | 482 | 447 | 443 | 517 | 535 | 628 | 651 | 794 |
| Other Criminal Code | 243 | 197 | 233 | 247 | 247 | 211 | 241 | 267 | 311 | 233 | 318 |
| Criminal Code Traffic | 476 | 422 | 413 | 348 | 337 | 299 | 348 | 391 | 340 | 352 | 475 |
| Federal Statute | 104 | 94 | 117 | 140 | 135 | 87 | 141 | 133 | 157 | 96 | 143 |

**ONTARIO COURT OF JUSTICE CRIMINAL MODERNIZATION COMMITTEE
1911 EGLINTON AVENUE DASHBOARD¹⁹**

PERCENTAGE OF DISPOSED CASES⁸ STARTING IN BAIL

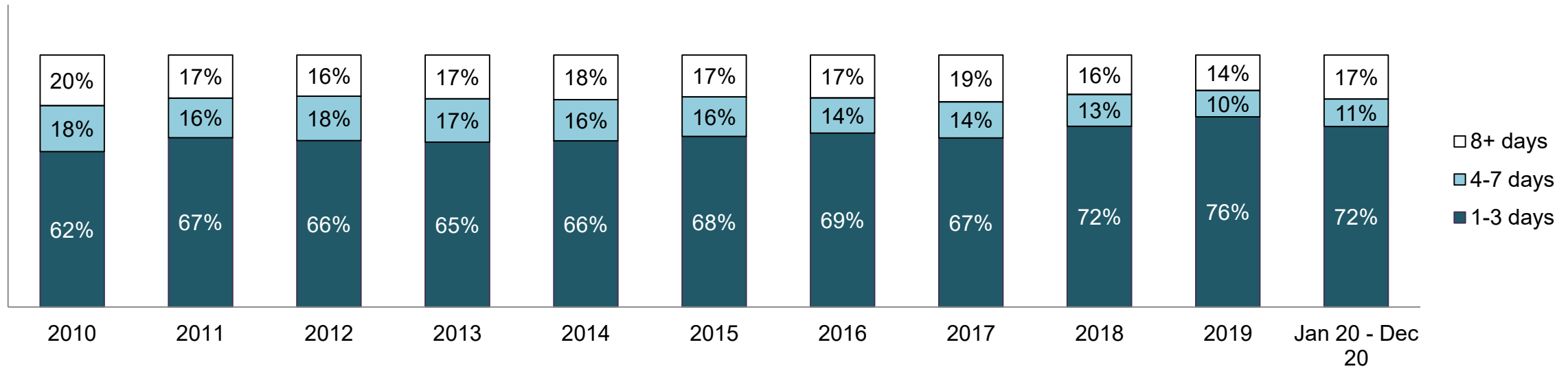


PERCENTAGE OF DISPOSED CASES⁸ STARTING IN BAIL BY BAIL OUTCOME

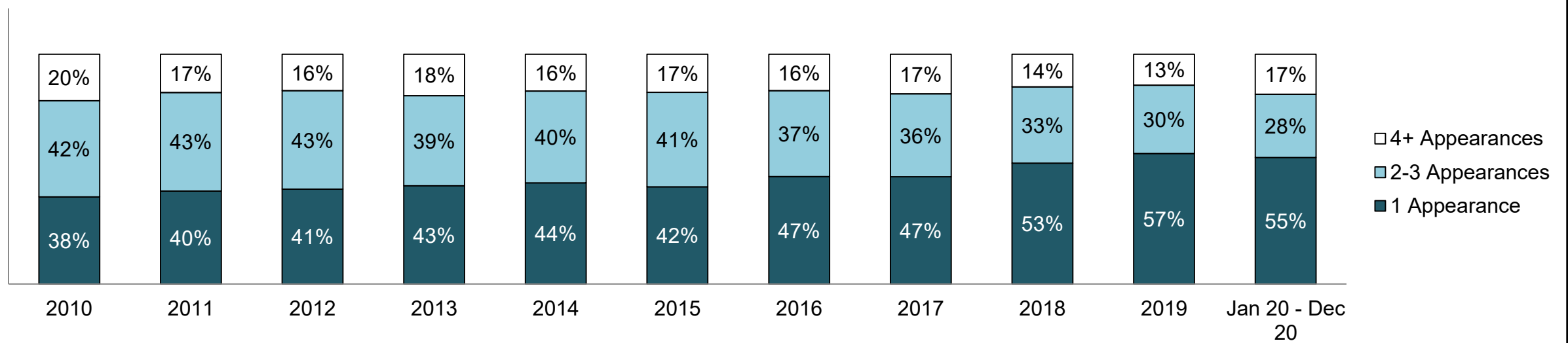


**ONTARIO COURT OF JUSTICE CRIMINAL MODERNIZATION COMMITTEE
1911 EGLINTON AVENUE DASHBOARD¹⁹**

PERCENTAGE OF BAIL CASES BY DAYS FROM FIRST BAIL APPEARANCE TO BAIL DISPOSITION

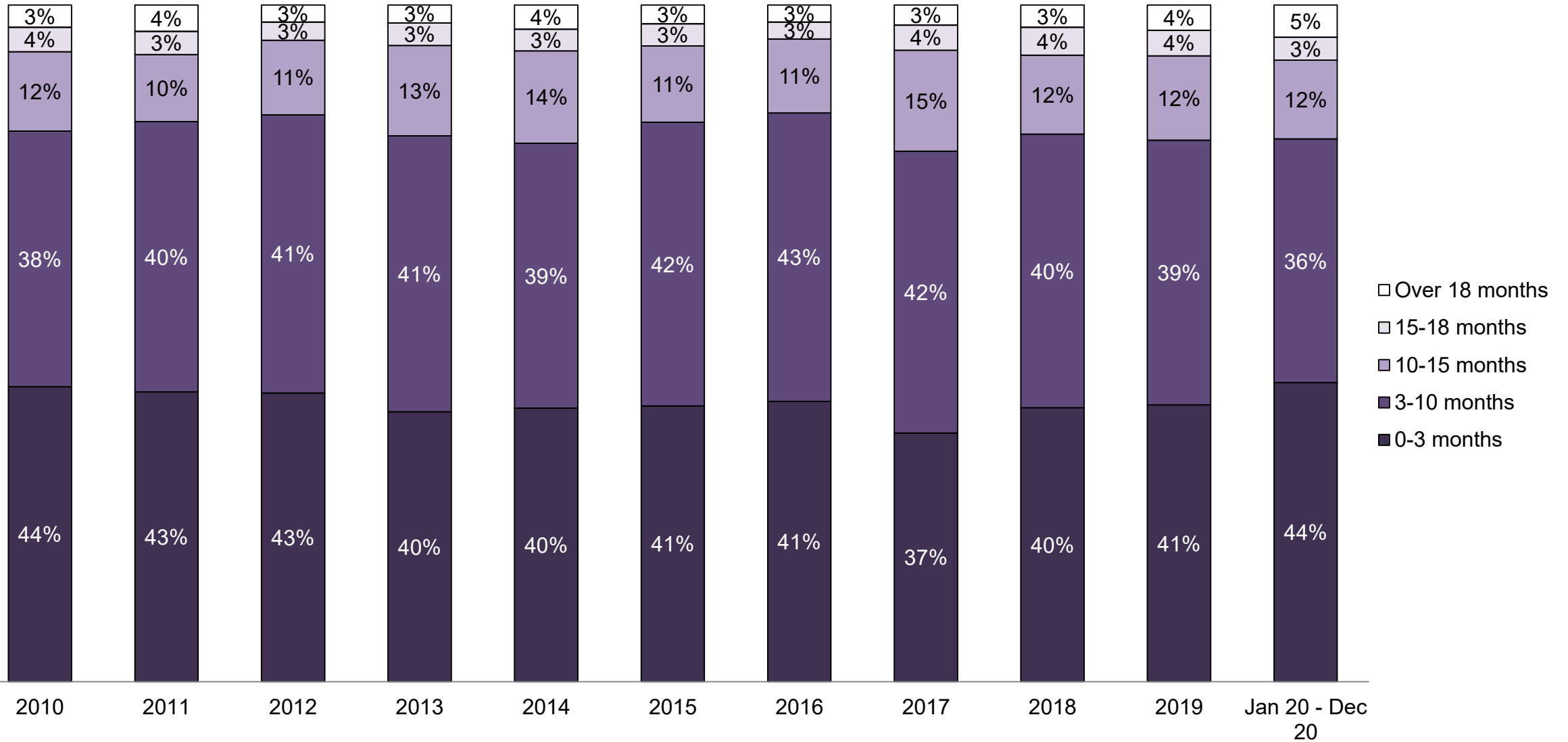


PERCENTAGE OF BAIL CASES BY NUMBER OF APPEARANCES FROM FIRST BAIL APPEARANCE TO BAIL DISPOSITION

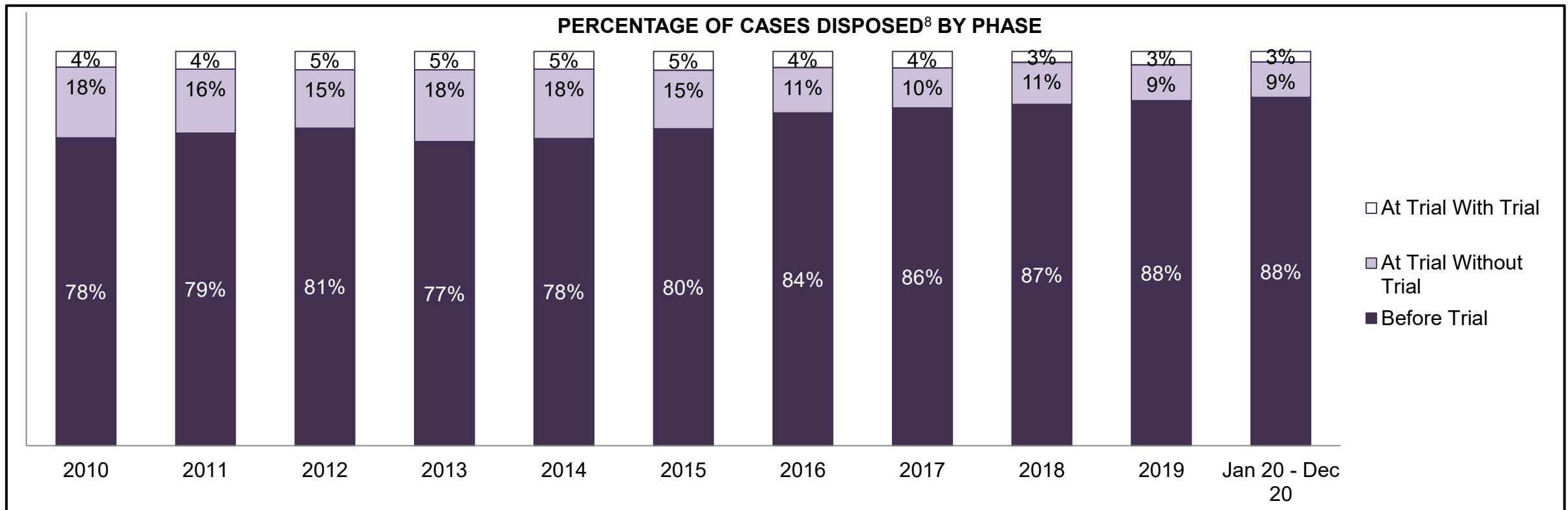


**ONTARIO COURT OF JUSTICE CRIMINAL MODERNIZATION COMMITTEE
1911 EGLINTON AVENUE DASHBOARD¹⁹**

PERCENTAGE OF DISPOSED CASES⁸ BY MONTHS TO DISPOSITION¹⁰



**ONTARIO COURT OF JUSTICE CRIMINAL MODERNIZATION COMMITTEE
1911 EGLINTON AVENUE DASHBOARD¹⁹**

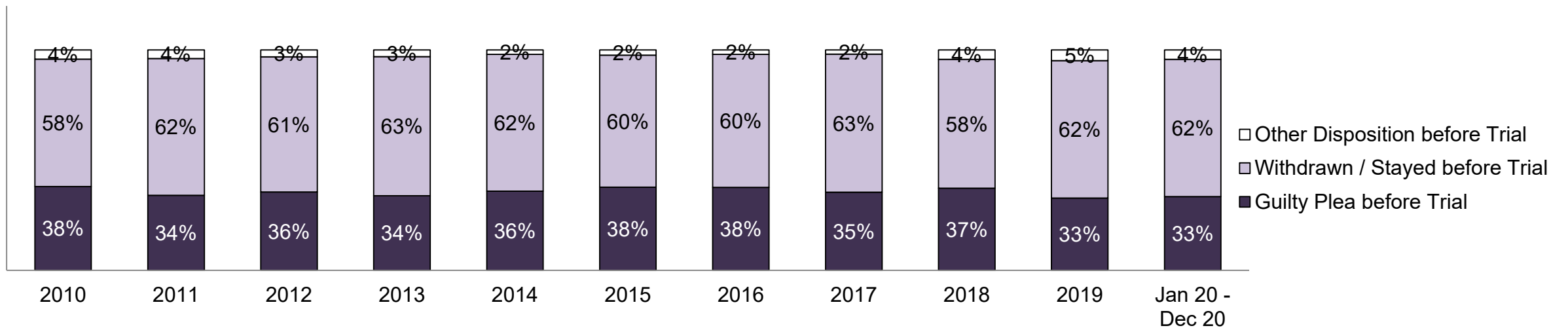


Cases Disposed⁸ by Phase and Percentage of In-Custody¹¹, Out-of-Custody¹² Cases at Case Disposition

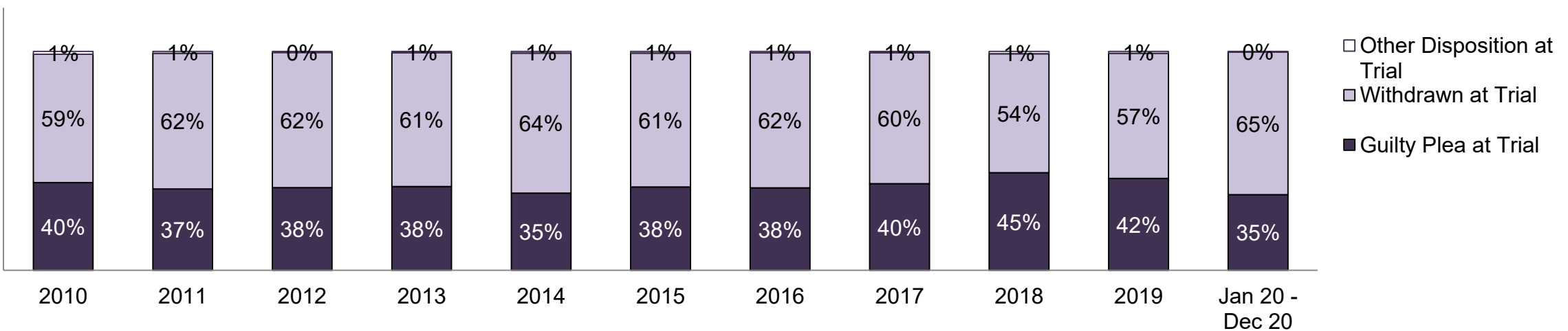
| Phases | 2010 | 2011 | 2012 | 2013 | 2014 | 2015 | 2016 | 2017 | 2018 | 2019 | Jan 20 - Dec 20 |
|-------------------------------|-------|-------|-------|-------|-------|-------|-------|-------|-------|-------|-----------------|
| At Trial With Trial | 373 | 417 | 410 | 389 | 324 | 344 | 279 | 290 | 200 | 258 | 120 |
| In-Custody | 24% | 21% | 24% | 19% | 23% | 15% | 19% | 25% | 13% | 18% | 25% |
| Out-of-Custody | 76% | 79% | 76% | 81% | 77% | 85% | 81% | 75% | 87% | 82% | 75% |
| At Trial Without Trial | 1,686 | 1,503 | 1,295 | 1,516 | 1,263 | 1,069 | 780 | 705 | 770 | 683 | 402 |
| In-Custody | 16% | 17% | 19% | 16% | 15% | 13% | 11% | 13% | 14% | 11% | 14% |
| Out-of-Custody | 84% | 83% | 81% | 84% | 85% | 87% | 89% | 87% | 86% | 89% | 86% |
| Before Trial | 7,330 | 7,347 | 7,049 | 6,425 | 5,603 | 5,789 | 5,738 | 5,947 | 6,247 | 6,605 | 3,954 |
| In-Custody | 23% | 22% | 23% | 22% | 26% | 25% | 25% | 24% | 25% | 22% | 22% |
| Out-of-Custody | 77% | 78% | 77% | 78% | 74% | 75% | 75% | 76% | 75% | 78% | 78% |

**ONTARIO COURT OF JUSTICE CRIMINAL MODERNIZATION COMMITTEE
1911 EGLINTON AVENUE DASHBOARD¹⁹**

PERCENTAGE OF CASES DISPOSED⁸ BEFORE TRIAL BY OUTCOME

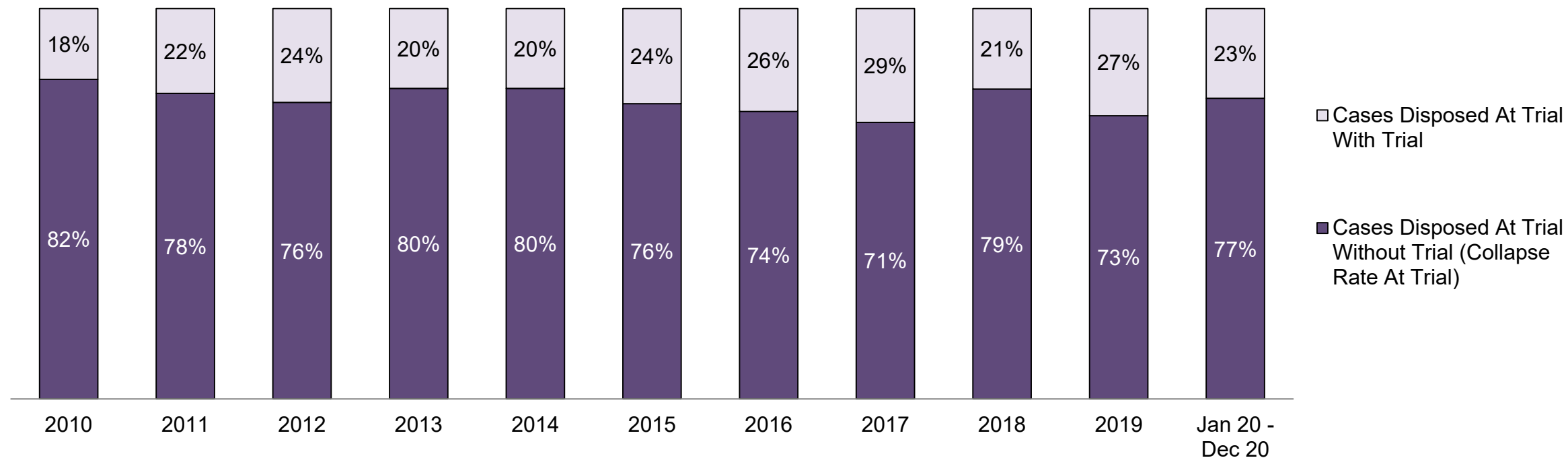


PERCENTAGE OF CASES DISPOSED⁸ AT TRIAL WITHOUT TRIAL (CASES COLLAPSED AT TRIAL) BY OUTCOME



**ONTARIO COURT OF JUSTICE CRIMINAL MODERNIZATION COMMITTEE
1911 EGLINTON AVENUE DASHBOARD¹⁹**

PERCENTAGE OF CASES DISPOSED⁸ BY PHASE FOR CASES SET FOR TRIAL¹³

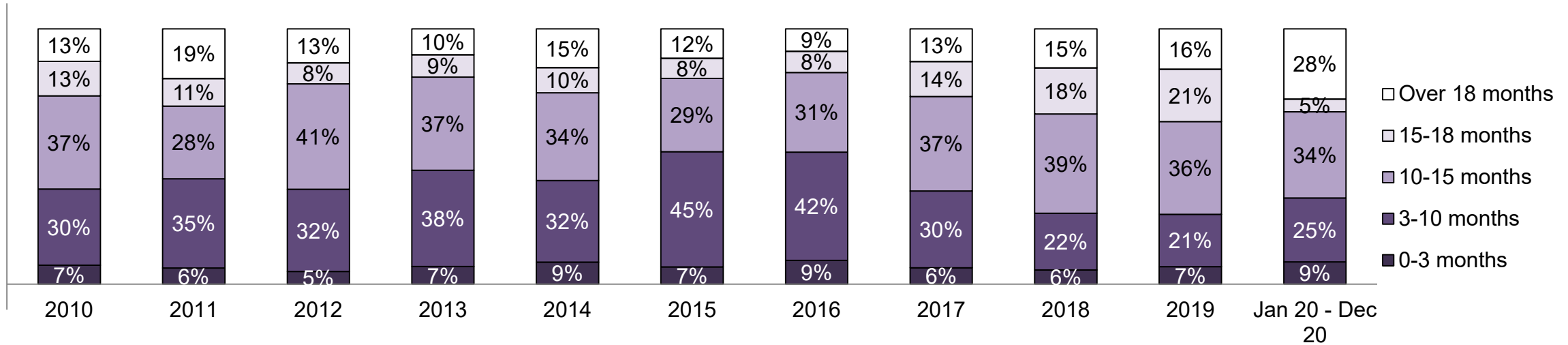


Percentage of Cases Disposed⁸ At Trial Without Trial (Collapse Rate At Trial²) by Offence Group At Disposition

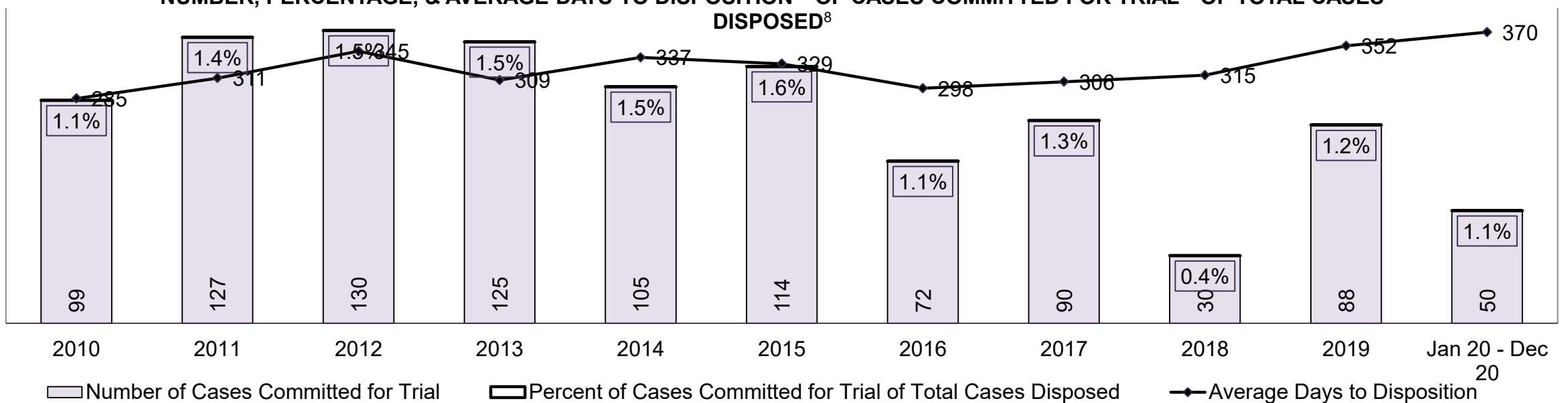
| Offence Group at Disposition ¹⁴ | 2010 | 2011 | 2012 | 2013 | 2014 | 2015 | 2016 | 2017 | 2018 | 2019 | Jan 20 - Dec 20 |
|--|-------------|-------------|-------------|-------------|-------------|-------------|-------------|-------------|-------------|-------------|-----------------|
| Crimes Against The Person | 51% | 56% | 55% | 55% | 60% | 58% | 56% | 63% | 56% | 55% | 55% |
| Crimes Against Property | 11% | 11% | 10% | 11% | 9% | 9% | 7% | 8% | 8% | 8% | 8% |
| Administration of Justice | 14% | 10% | 11% | 12% | 10% | 10% | 11% | 9% | 9% | 11% | 10% |
| Other Criminal Code | 7% | 6% | 5% | 7% | 7% | 8% | 8% | 6% | 8% | 9% | 10% |
| Criminal Code Traffic | 13% | 14% | 16% | 12% | 11% | 11% | 14% | 11% | 15% | 14% | 14% |
| Federal Statute | 3% | 3% | 2% | 3% | 3% | 5% | 3% | 3% | 4% | 4% | 4% |
| Total | 100% | 100% | 100% | 100% | 100% | 100% | 100% | 100% | 100% | 100% | 100% |

ONTARIO COURT OF JUSTICE CRIMINAL MODERNIZATION COMMITTEE 1911 EGLINTON AVENUE DASHBOARD¹⁹

PERCENTAGE OF CASES DISPOSED⁸ AT TRIAL WITH TRIAL BY MONTHS TO DISPOSITION¹⁰

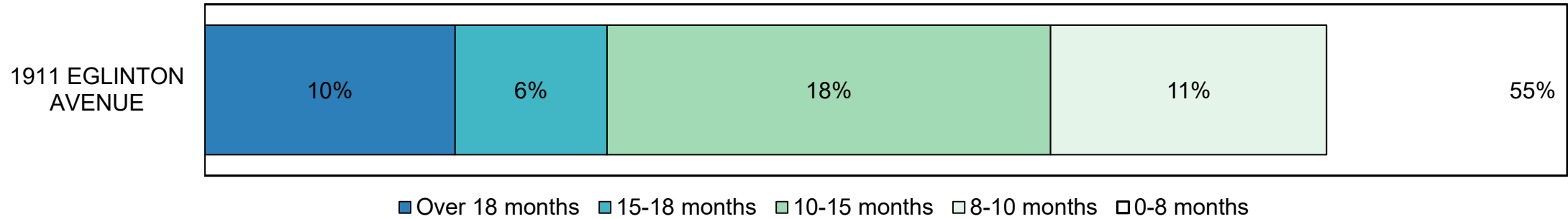


NUMBER, PERCENTAGE, & AVERAGE DAYS TO DISPOSITION¹⁵ OF CASES COMMITTED FOR TRIAL¹⁶ OF TOTAL CASES DISPOSED⁸



**ONTARIO COURT OF JUSTICE CRIMINAL MODERNIZATION COMMITTEE
1911 EGLINTON AVENUE DASHBOARD¹⁹
CASES PENDING AS OF DECEMBER 31, 2020**

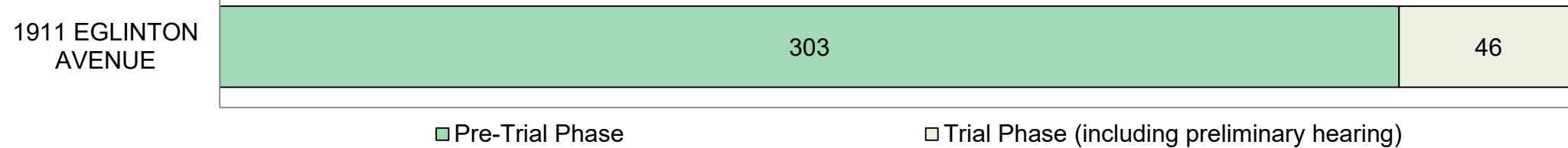
PERCENTAGE OF PENDING CASES³ BY PENDING AGE⁶




Pending Cases³ by Pending Age⁶ and Percentage of Pending Cases In-Custody¹⁷ and Out-of-Custody¹⁸

| Court Location | Over 18 months | 15-18 months | 10-15 months | 8-10 months | 0-8 months | Total |
|-----------------------------|----------------|--------------|--------------|-------------|------------|--------------|
| 1911 EGLINTON AVENUE | 576 | 349 | 1,019 | 634 | 3,131 | 5,709 |
| In-Custody | 15% | 11% | 14% | 10% | 15% | 14% |
| Out-of-Custody | 85% | 89% | 86% | 90% | 85% | 86% |

PENDING CASES³ BY PHASE: 15-18 MONTHS⁶



PENDING CASES³ BY PHASE: OVER 18 MONTHS⁶

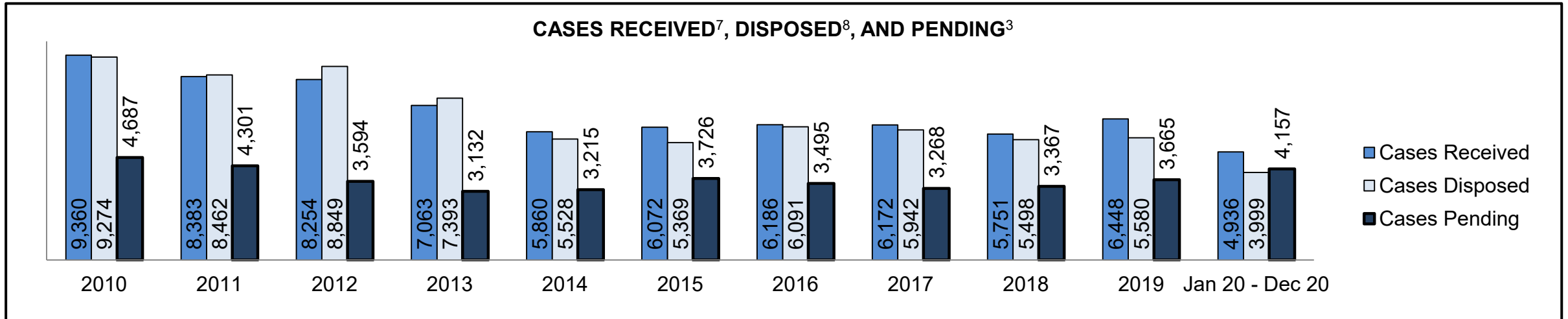


**ONTARIO COURT OF JUSTICE CRIMINAL MODERNIZATION COMMITTEE
2201 FINCH AVENUE WEST DASHBOARD¹⁹**

| Key Metric | | Jan 20 - Dec 20 | | 2014 Baseline Median* | Change from 2014 Baseline Median | |
|--------------|---|-------------------------------------|--------------------|-----------------------|----------------------------------|--------|
| | | Percent | Cases ¹ | | | |
| Bail | Disposed cases that began in the Bail Phase | | 62.5% | 2,500 | 48.0% | 14.5% |
| | Bail cases with a bail outcome (release order or detention order) | Total | 66.3% | 1,658 | 56.0% | 10.3% |
| | | Bail Disposition with 1 appearance | 61.6% | 1,021 | 47.7% | 13.8% |
| | | Bail Disposition in 1-3 days | 75.9% | 1,258 | 70.6% | 5.3% |
| | Bail cases with no bail disposition but with a case disposition | Total | 33.7% | 842 | 44.0% | -10.3% |
| | | Case disposition in 1-3 appearances | 21.4% | 180 | 35.1% | -13.8% |
| | | Case disposition in 0-3 months | 49.4% | 416 | 77.2% | -27.8% |
| | | Case disposition rate before trial | 91.0% | 766 | 90.7% | 0.3% |
| Before Trial | Disposition rate (includes bail cases with case dispositions) | | 88.5% | 3,541 | 83.6% | 4.9% |
| | Disposed within 1-3 appearances (net of bench warrant cases) | | 38.1% | 676 | 39.1% | -1.1% |
| | Disposed within 0-3 months (net of bench warrant cases) | | 52.3% | 928 | 60.6% | -8.4% |
| Trial | Collapse Rate at Trial ² | | 64.2% | 294 | 71.0% | -6.8% |

| Cases Pending ³ as of December 31, 2020 | | Percent | Cases ¹ | Cases in the Pre-Trial Phase ⁴ | Cases in the Trial Phase ⁵ (including preliminary hearing) |
|--|----------------|---------------|--------------------|---|---|
| Age of All Pending Cases ⁶ | 0-8 months | 64.4% | 2,677 | 2,654 | 23 |
| | 8-10 months | 9.3% | 387 | 383 | 4 |
| | 10-15 months | 13.5% | 563 | 503 | 60 |
| | 15-18 months | 5.0% | 206 | 159 | 47 |
| | Over 18 months | 7.8% | 324 | 205 | 119 |
| Total | | 100.0% | 4,157 | 3,904 | 253 |

**ONTARIO COURT OF JUSTICE CRIMINAL MODERNIZATION COMMITTEE
2201 FINCH AVENUE WEST DASHBOARD¹⁹**



Cases Received⁷ by Offence Group

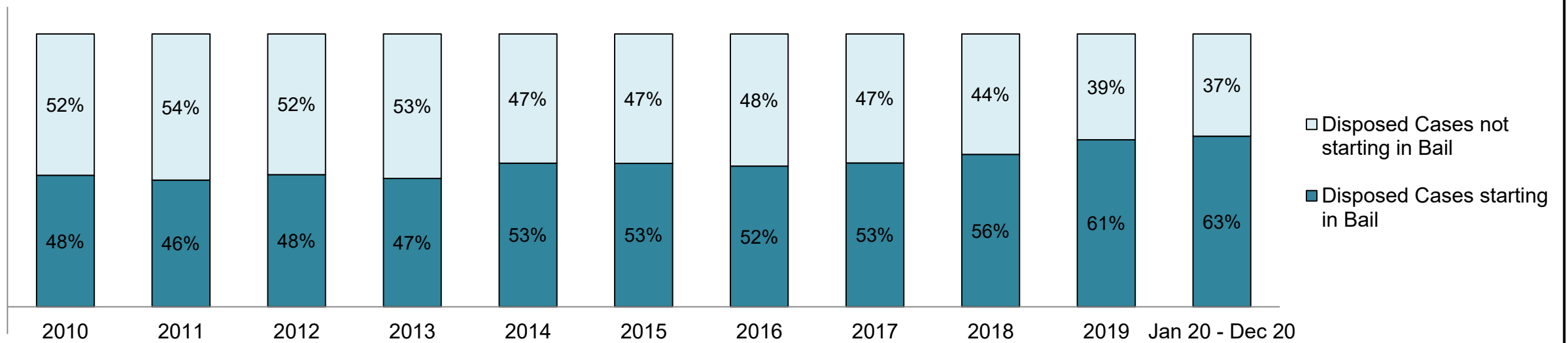
| Offence Group ⁹ | 2010 | 2011 | 2012 | 2013 | 2014 | 2015 | 2016 | 2017 | 2018 | 2019 | Jan 20 - Dec 20 |
|----------------------------|-------|-------|-------|-------|-------|-------|-------|-------|-------|-------|-----------------|
| Crimes Against The Person | 3,413 | 3,196 | 2,964 | 2,430 | 2,281 | 2,399 | 2,492 | 2,353 | 2,222 | 2,500 | 2,121 |
| Crimes Against Property | 2,229 | 1,917 | 2,043 | 1,828 | 1,376 | 1,454 | 1,497 | 1,550 | 1,389 | 1,465 | 1,045 |
| Administration of Justice | 2,186 | 2,328 | 2,191 | 1,973 | 1,493 | 1,338 | 1,397 | 1,391 | 1,315 | 1,495 | 1,008 |
| Other Criminal Code | 767 | 332 | 318 | 296 | 268 | 354 | 321 | 432 | 353 | 497 | 373 |
| Criminal Code Traffic | 437 | 402 | 494 | 321 | 260 | 309 | 303 | 285 | 250 | 288 | 225 |
| Federal Statute | 328 | 208 | 244 | 215 | 182 | 218 | 176 | 161 | 222 | 203 | 164 |

Cases Pending³ by Offence Group

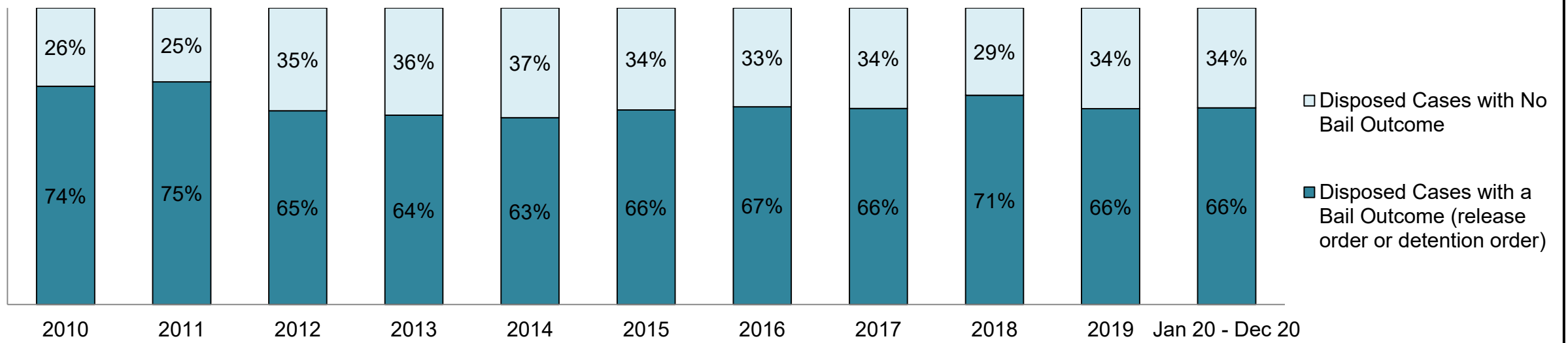
| Offence Group ⁹ | 2010 | 2011 | 2012 | 2013 | 2014 | 2015 | 2016 | 2017 | 2018 | 2019 | Jan 20 - Dec 20 |
|----------------------------|-------|-------|-------|-------|-------|-------|-------|-------|-------|-------|-----------------|
| Crimes Against The Person | 2,212 | 2,146 | 1,715 | 1,500 | 1,558 | 1,797 | 1,759 | 1,636 | 1,570 | 1,816 | 2,180 |
| Crimes Against Property | 950 | 836 | 739 | 597 | 619 | 735 | 687 | 641 | 701 | 713 | 645 |
| Administration of Justice | 604 | 564 | 421 | 406 | 425 | 471 | 418 | 416 | 435 | 521 | 572 |
| Other Criminal Code | 369 | 234 | 167 | 194 | 240 | 277 | 243 | 226 | 267 | 243 | 297 |
| Criminal Code Traffic | 383 | 387 | 449 | 313 | 236 | 285 | 270 | 236 | 226 | 246 | 307 |
| Federal Statute | 169 | 134 | 103 | 122 | 137 | 161 | 118 | 113 | 168 | 126 | 155 |

**ONTARIO COURT OF JUSTICE CRIMINAL MODERNIZATION COMMITTEE
2201 FINCH AVENUE WEST DASHBOARD¹⁹**

PERCENTAGE OF DISPOSED CASES⁸ STARTING IN BAIL

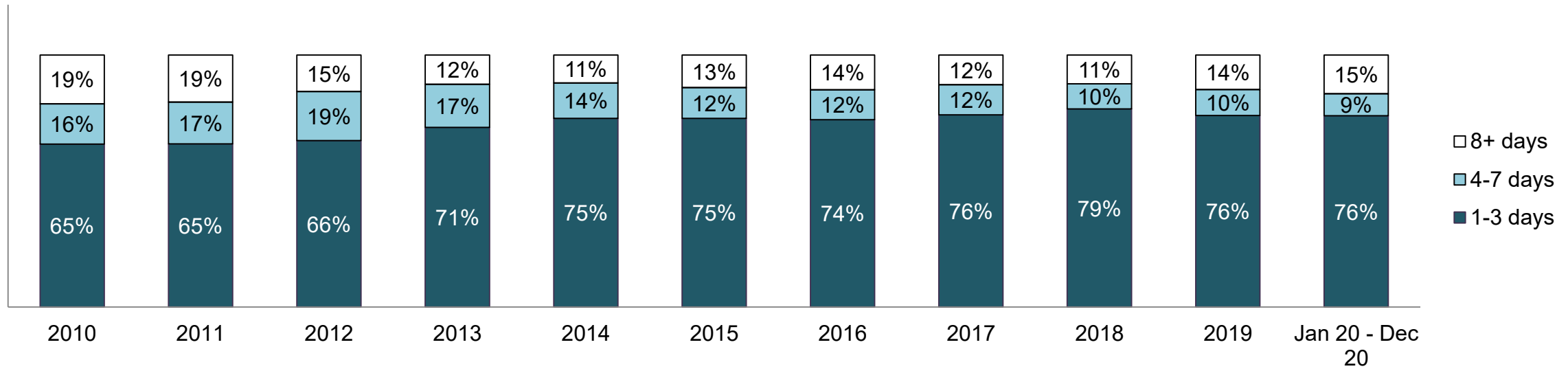


PERCENTAGE OF DISPOSED CASES⁸ STARTING IN BAIL BY BAIL OUTCOME

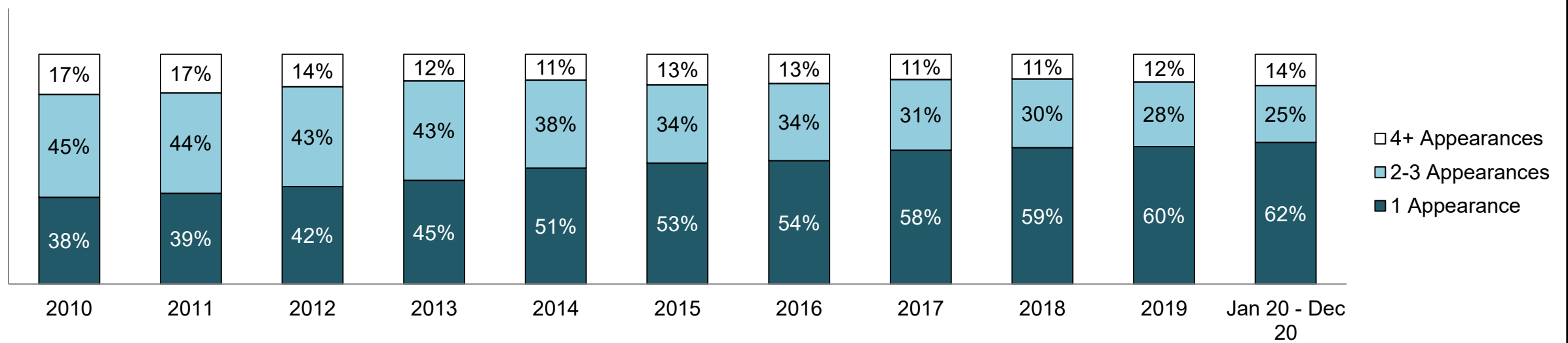


**ONTARIO COURT OF JUSTICE CRIMINAL MODERNIZATION COMMITTEE
2201 FINCH AVENUE WEST DASHBOARD¹⁹**

PERCENTAGE OF BAIL CASES BY DAYS FROM FIRST BAIL APPEARANCE TO BAIL DISPOSITION

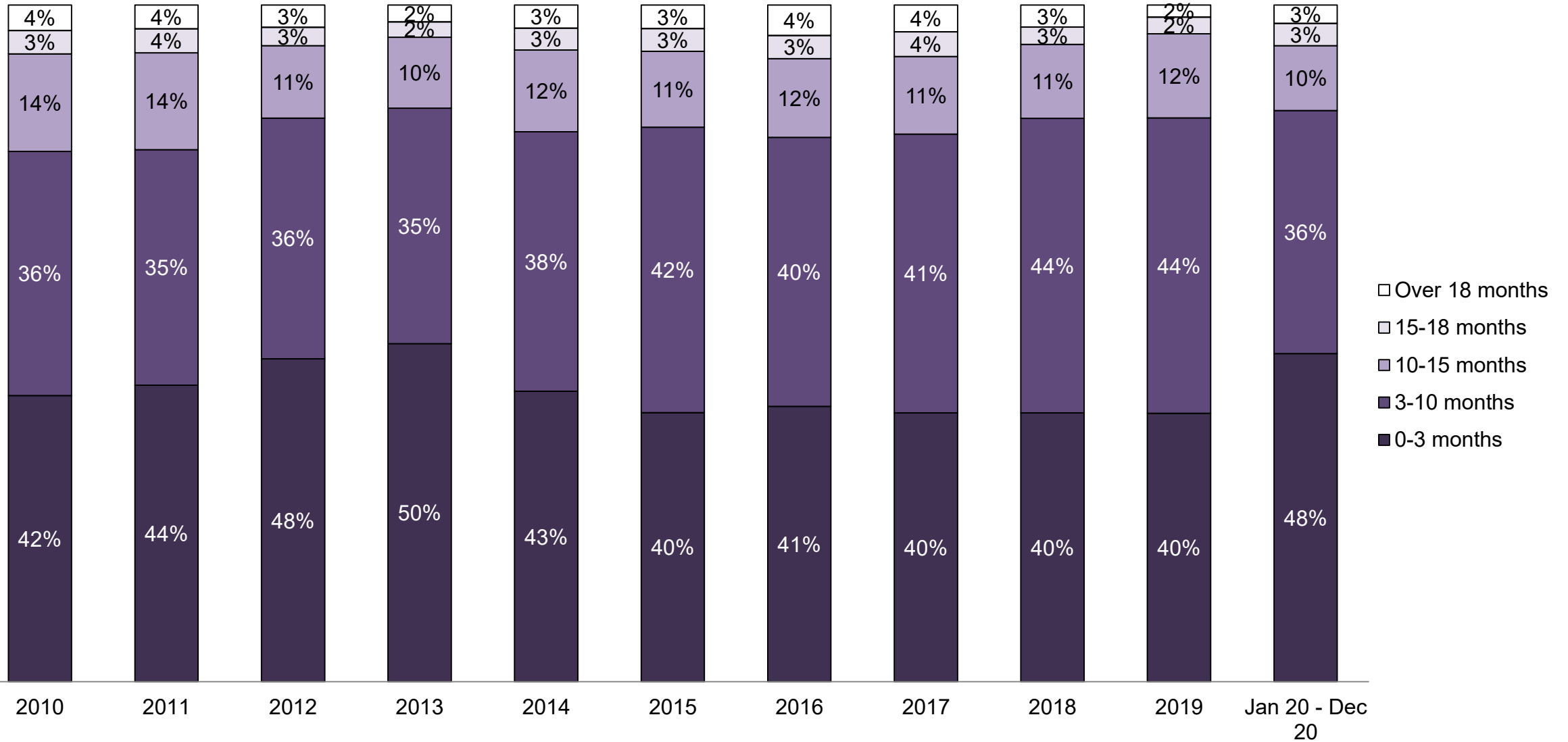


PERCENTAGE OF BAIL CASES BY NUMBER OF APPEARANCES FROM FIRST BAIL APPEARANCE TO BAIL DISPOSITION

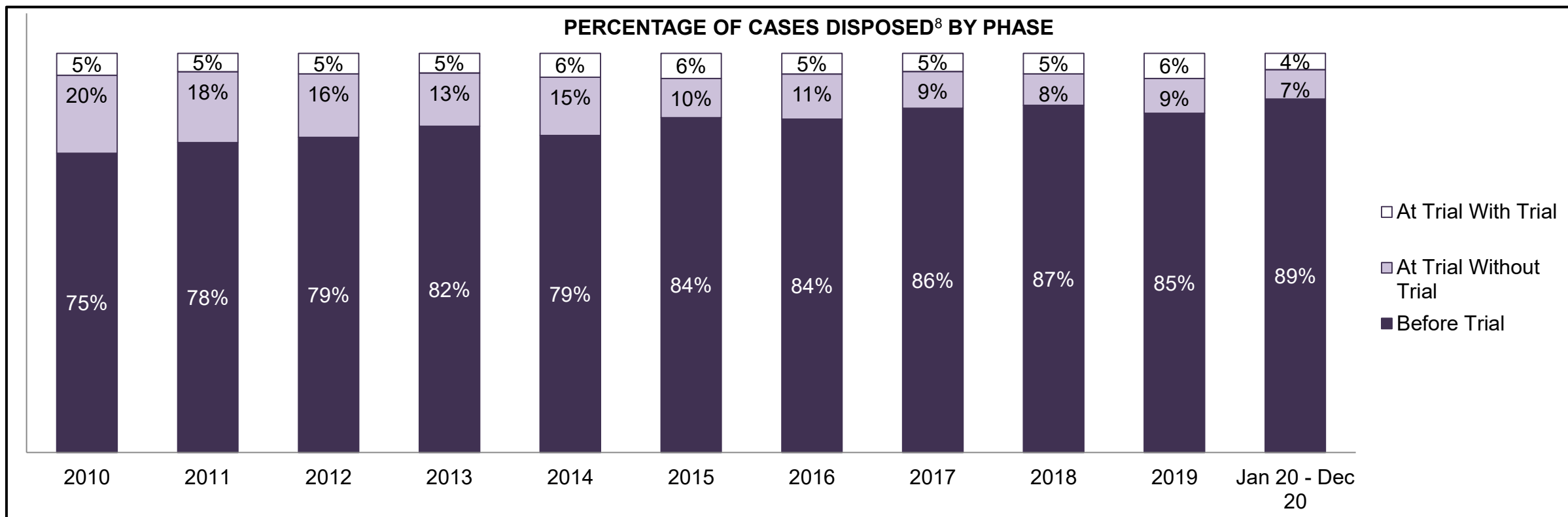


**ONTARIO COURT OF JUSTICE CRIMINAL MODERNIZATION COMMITTEE
2201 FINCH AVENUE WEST DASHBOARD¹⁹**

PERCENTAGE OF DISPOSED CASES⁸ BY MONTHS TO DISPOSITION¹⁰



**ONTARIO COURT OF JUSTICE CRIMINAL MODERNIZATION COMMITTEE
2201 FINCH AVENUE WEST DASHBOARD¹⁹**

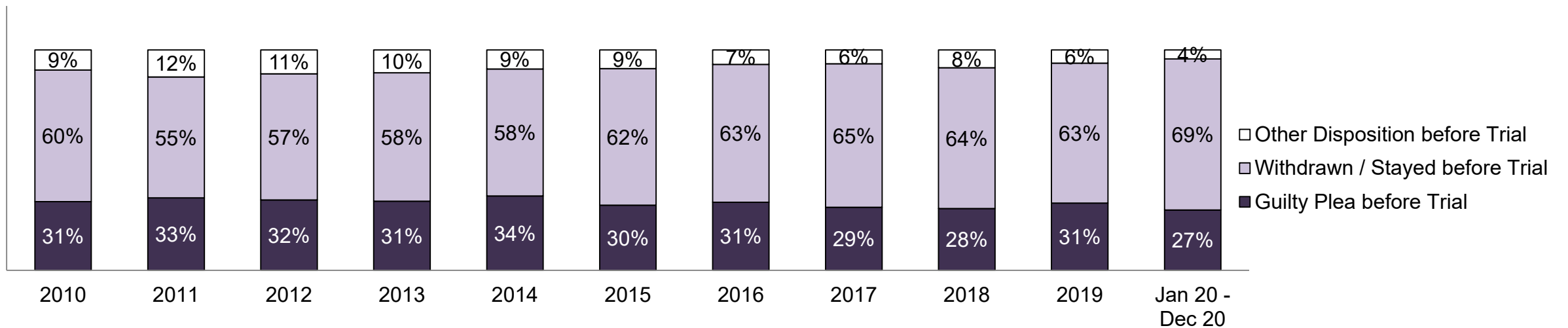


Cases Disposed⁸ by Phase and Percentage of In-Custody¹¹, Out-of-Custody¹² Cases at Case Disposition

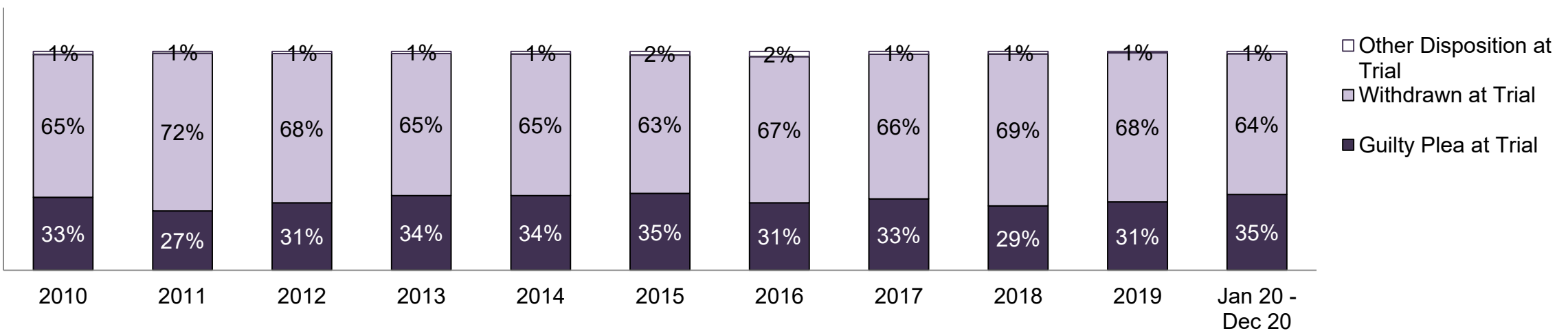
| Phases | 2010 | 2011 | 2012 | 2013 | 2014 | 2015 | 2016 | 2017 | 2018 | 2019 | Jan 20 - Dec 20 |
|-------------------------------|-------|-------|-------|-------|-------|-------|-------|-------|-------|-------|-----------------|
| At Trial With Trial | 510 | 392 | 456 | 364 | 330 | 338 | 317 | 272 | 283 | 351 | 164 |
| In-Custody | 19% | 24% | 19% | 20% | 17% | 19% | 15% | 21% | 18% | 17% | 23% |
| Out-of-Custody | 81% | 76% | 81% | 80% | 83% | 81% | 85% | 79% | 82% | 83% | 77% |
| At Trial Without Trial | 1,812 | 1,499 | 1,405 | 986 | 808 | 527 | 688 | 545 | 432 | 486 | 294 |
| In-Custody | 14% | 13% | 17% | 16% | 17% | 21% | 20% | 19% | 18% | 18% | 24% |
| Out-of-Custody | 86% | 87% | 83% | 84% | 83% | 79% | 80% | 81% | 82% | 82% | 76% |
| Before Trial | 6,952 | 6,571 | 6,988 | 6,043 | 4,390 | 4,504 | 5,086 | 5,125 | 4,783 | 4,743 | 3,541 |
| In-Custody | 21% | 18% | 22% | 21% | 24% | 22% | 20% | 20% | 18% | 24% | 24% |
| Out-of-Custody | 79% | 82% | 78% | 79% | 76% | 78% | 80% | 80% | 82% | 76% | 76% |

**ONTARIO COURT OF JUSTICE CRIMINAL MODERNIZATION COMMITTEE
2201 FINCH AVENUE WEST DASHBOARD¹⁹**

PERCENTAGE OF CASES DISPOSED⁸ BEFORE TRIAL BY OUTCOME

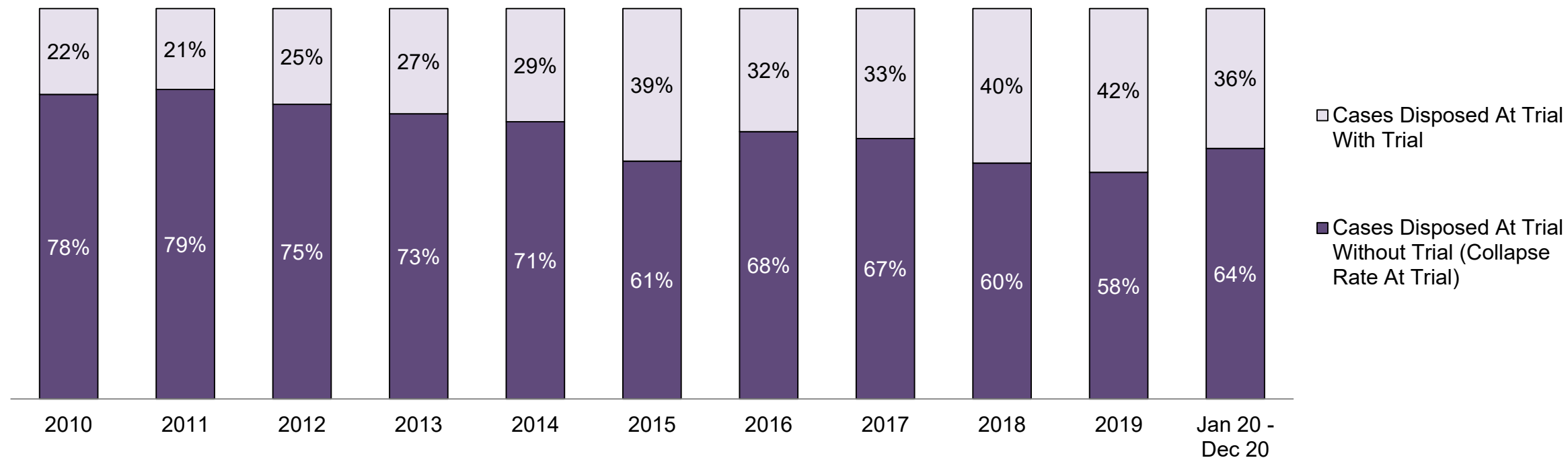


PERCENTAGE OF CASES DISPOSED⁸ AT TRIAL WITHOUT TRIAL (CASES COLLAPSED AT TRIAL) BY OUTCOME



**ONTARIO COURT OF JUSTICE CRIMINAL MODERNIZATION COMMITTEE
2201 FINCH AVENUE WEST DASHBOARD¹⁹**

PERCENTAGE OF CASES DISPOSED⁸ BY PHASE FOR CASES SET FOR TRIAL¹³

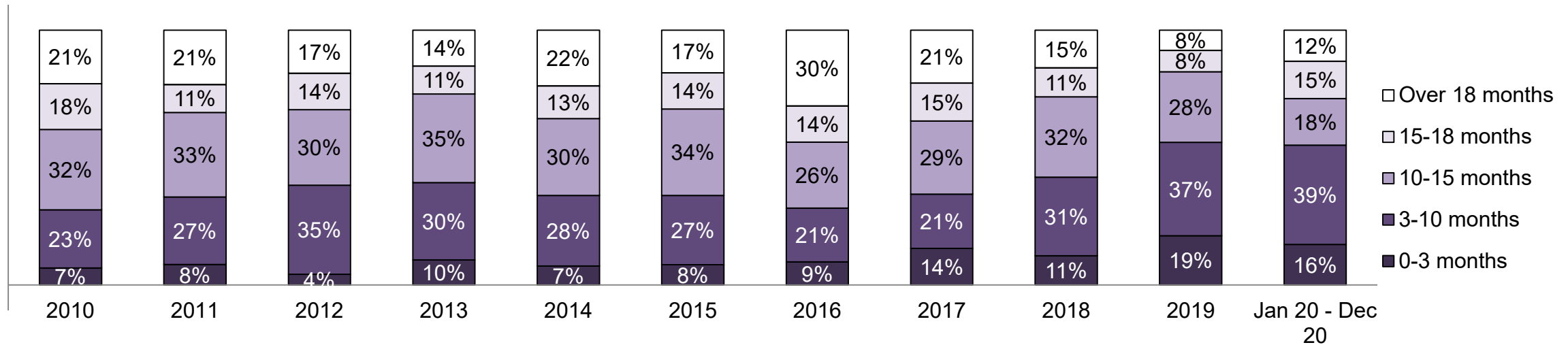


Percentage of Cases Disposed⁸ At Trial Without Trial (Collapse Rate At Trial²) by Offence Group At Disposition

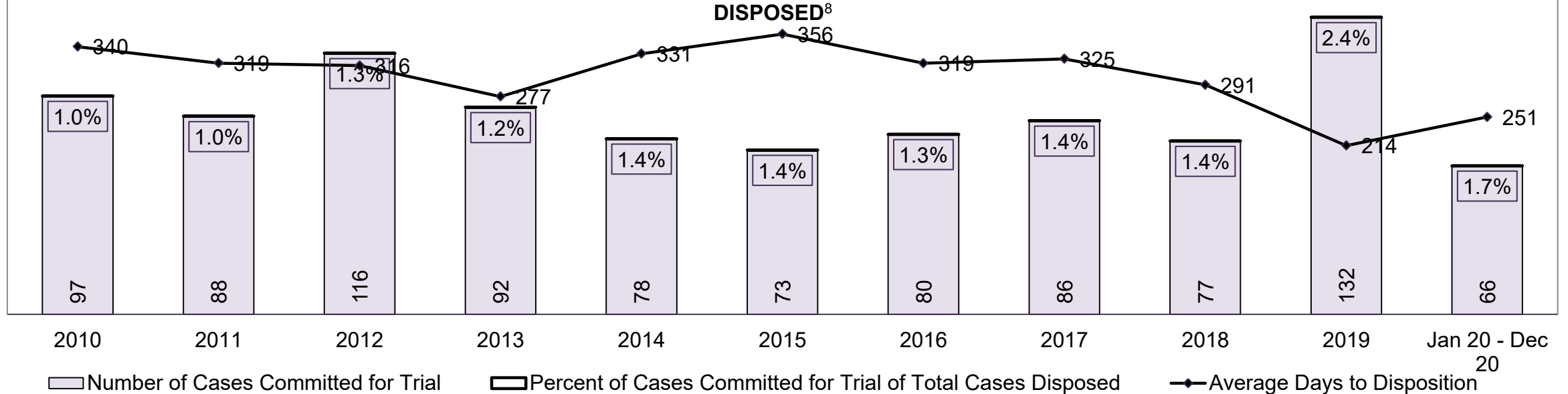
| Offence Group at Disposition ¹⁴ | 2010 | 2011 | 2012 | 2013 | 2014 | 2015 | 2016 | 2017 | 2018 | 2019 | Jan 20 - Dec 20 |
|--|-------------|-------------|-------------|-------------|-------------|-------------|-------------|-------------|-------------|-------------|-----------------|
| Crimes Against The Person | 51% | 52% | 55% | 50% | 53% | 53% | 56% | 56% | 54% | 47% | 55% |
| Crimes Against Property | 11% | 11% | 11% | 11% | 12% | 10% | 8% | 10% | 9% | 10% | 9% |
| Administration of Justice | 15% | 14% | 11% | 14% | 9% | 12% | 9% | 9% | 10% | 8% | 9% |
| Other Criminal Code | 7% | 10% | 6% | 6% | 7% | 8% | 10% | 7% | 11% | 16% | 10% |
| Criminal Code Traffic | 13% | 9% | 13% | 16% | 15% | 11% | 11% | 14% | 12% | 11% | 10% |
| Federal Statute | 3% | 3% | 4% | 3% | 4% | 5% | 6% | 4% | 4% | 8% | 7% |
| Total | 100% | 100% | 100% | 100% | 100% | 100% | 100% | 100% | 100% | 100% | 100% |

ONTARIO COURT OF JUSTICE CRIMINAL MODERNIZATION COMMITTEE 2201 FINCH AVENUE WEST DASHBOARD¹⁹

PERCENTAGE OF CASES DISPOSED⁸ AT TRIAL WITH TRIAL BY MONTHS TO DISPOSITION¹⁰

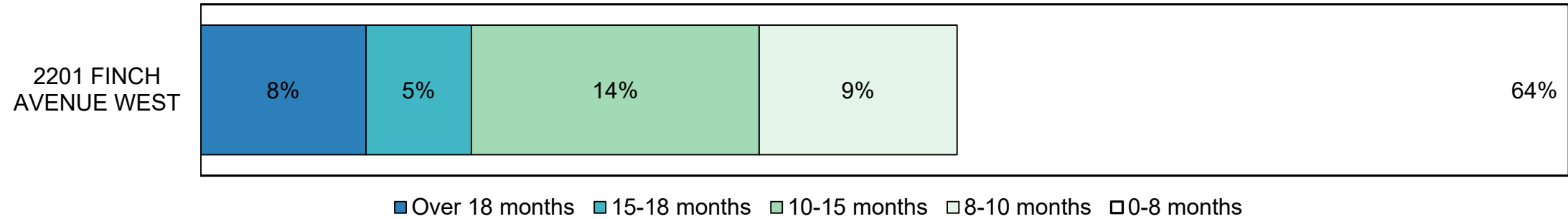


NUMBER, PERCENTAGE, & AVERAGE DAYS TO DISPOSITION¹⁵ OF CASES COMMITTED FOR TRIAL¹⁶ OF TOTAL CASES



**ONTARIO COURT OF JUSTICE CRIMINAL MODERNIZATION COMMITTEE
2201 FINCH AVENUE WEST DASHBOARD¹⁹
CASES PENDING AS OF DECEMBER 31, 2020**

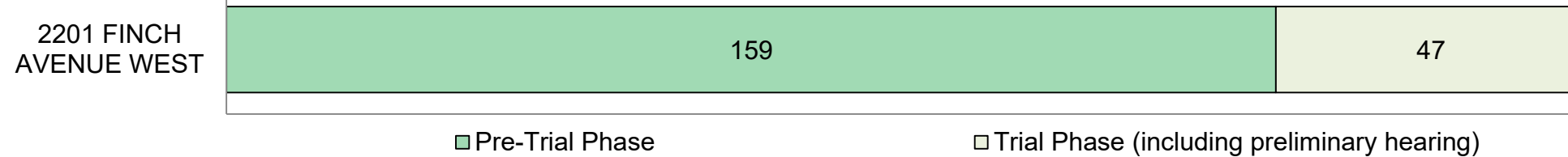
PERCENTAGE OF PENDING CASES³ BY PENDING AGE⁶



Pending Cases³ by Pending Age⁶ and Percentage of Pending Cases In-Custody¹⁷ and Out-of-Custody¹⁸

| Court Location | Over 18 months | 15-18 months | 10-15 months | 8-10 months | 0-8 months | Total |
|-------------------------------|----------------|--------------|--------------|-------------|------------|--------------|
| 2201 FINCH AVENUE WEST | 324 | 206 | 563 | 387 | 2,677 | 4,157 |
| In-Custody | 23% | 20% | 23% | 20% | 17% | 19% |
| Out-of-Custody | 77% | 80% | 77% | 80% | 83% | 81% |

PENDING CASES³ BY PHASE: 15-18 MONTHS⁶



PENDING CASES³ BY PHASE: OVER 18 MONTHS⁶



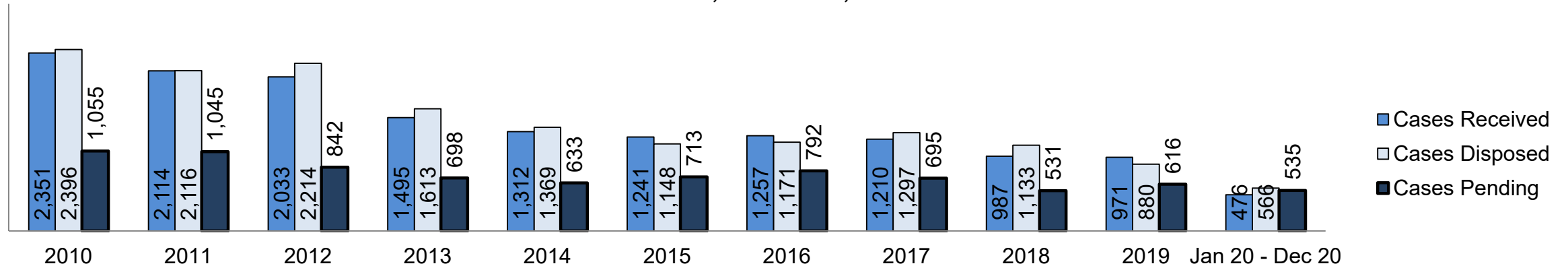
**ONTARIO COURT OF JUSTICE CRIMINAL MODERNIZATION COMMITTEE
311 JARVIS STREET DASHBOARD¹⁹**

| Key Metric | | Jan 20 - Dec 20 | | 2014 Baseline Median* | Change from 2014 Baseline Median | |
|------------------------------------|---|-------------------------------------|--------------------|-----------------------|----------------------------------|--------|
| | | Percent | Cases ¹ | | | |
| Bail | Disposed cases that began in the Bail Phase | | 68.4% | 387 | 33.5% | 34.9% |
| | Bail cases with a bail outcome (release order or detention order) | Total | 81.1% | 314 | 50.7% | 30.4% |
| | | Bail Disposition with 1 appearance | 55.1% | 173 | 52.9% | 2.2% |
| | | Bail Disposition in 1-3 days | 70.1% | 220 | 73.8% | -3.7% |
| | Bail cases with no bail disposition but with a case disposition | Total | 18.9% | 73 | 49.3% | -30.4% |
| | | Case disposition in 1-3 appearances | 15.1% | 11 | 33.4% | -18.3% |
| | | Case disposition in 0-3 months | 19.2% | 14 | 77.3% | -58.1% |
| Case disposition rate before trial | | 97.3% | 71 | 91.8% | 5.4% | |
| Before Trial | Disposition rate (includes bail cases with case dispositions) | | 94.9% | 537 | 85.7% | 9.2% |
| | Disposed within 1-3 appearances (net of bench warrant cases) | | 27.2% | 43 | 47.2% | -20.0% |
| | Disposed within 0-3 months (net of bench warrant cases) | | 29.1% | 46 | 62.6% | -33.5% |
| Trial | Collapse Rate at Trial ² | | 75.9% | 22 | 66.9% | 9.0% |

| Cases Pending ³ as of December 31, 2020 | | Percent | Cases ¹ | Cases in the Pre-Trial Phase ⁴ | Cases in the Trial Phase ⁵ (including preliminary hearing) |
|--|----------------|---------------|--------------------|---|---|
| Age of All Pending Cases⁶ | 0-8 months | 69.3% | 371 | 357 | 14 |
| | 8-10 months | 8.2% | 44 | 39 | 5 |
| | 10-15 months | 12.3% | 66 | 56 | 10 |
| | 15-18 months | 5.4% | 29 | 24 | 5 |
| | Over 18 months | 4.7% | 25 | 17 | 8 |
| Total | | 100.0% | 535 | 493 | 42 |

**ONTARIO COURT OF JUSTICE CRIMINAL MODERNIZATION COMMITTEE
311 JARVIS STREET DASHBOARD¹⁹**

CASES RECEIVED⁷, DISPOSED⁸, AND PENDING³



Cases Received⁷ by Offence Group

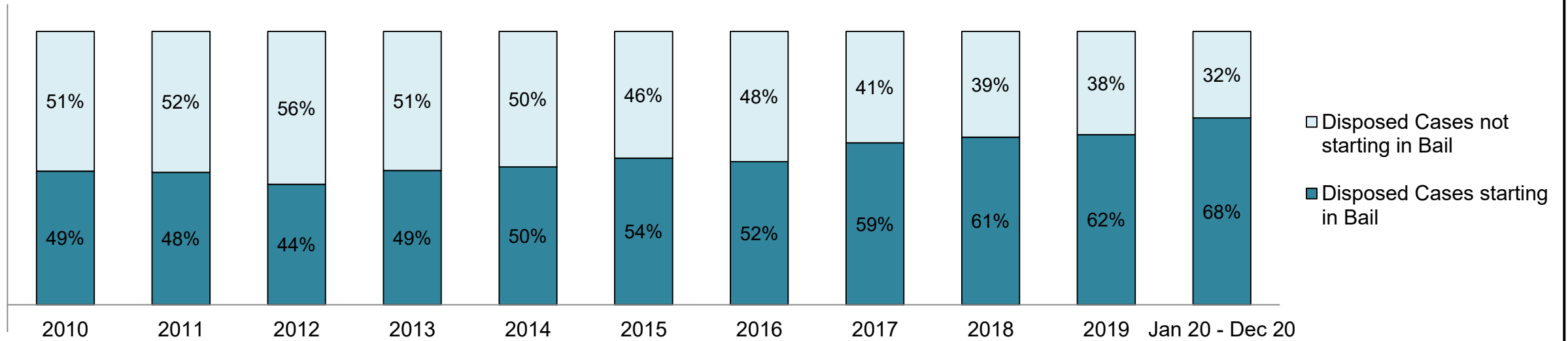
| Offence Group ⁹ | 2010 | 2011 | 2012 | 2013 | 2014 | 2015 | 2016 | 2017 | 2018 | 2019 | Jan 20 - Dec 20 |
|----------------------------|------|------|------|------|------|------|------|------|------|------|-----------------|
| Crimes Against The Person | 759 | 644 | 615 | 524 | 521 | 494 | 468 | 538 | 423 | 455 | 228 |
| Crimes Against Property | 497 | 437 | 467 | 306 | 243 | 263 | 283 | 225 | 163 | 149 | 66 |
| Administration of Justice | 446 | 421 | 394 | 259 | 225 | 177 | 239 | 197 | 176 | 137 | 80 |
| Other Criminal Code | 128 | 125 | 103 | 74 | 70 | 94 | 67 | 74 | 97 | 126 | 46 |
| Criminal Code Traffic | 5 | 1 | 2 | 2 | 2 | 5 | 3 | 1 | 0 | 2 | 3 |
| Federal Statute | 516 | 486 | 452 | 330 | 251 | 208 | 197 | 175 | 128 | 102 | 53 |

Cases Pending³ by Offence Group

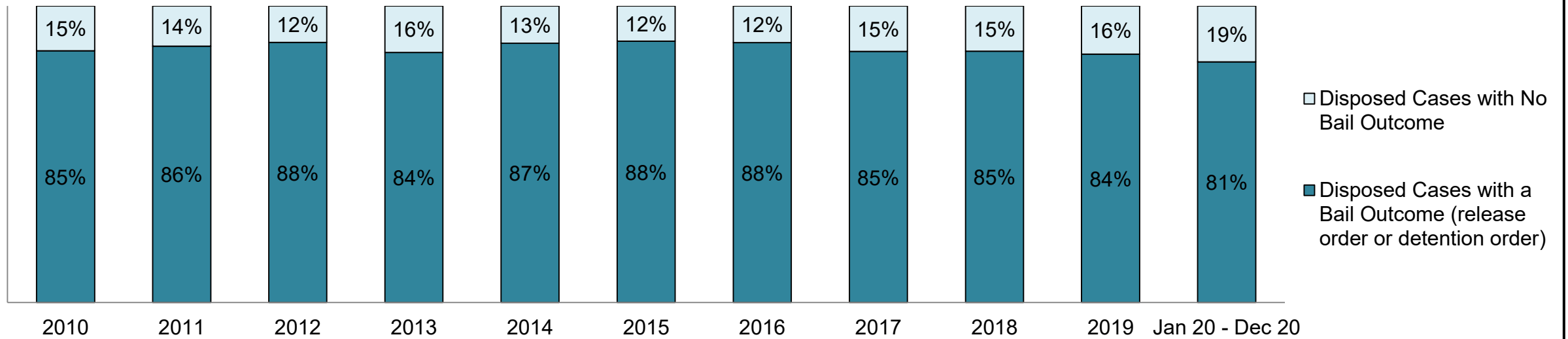
| Offence Group ⁹ | 2010 | 2011 | 2012 | 2013 | 2014 | 2015 | 2016 | 2017 | 2018 | 2019 | Jan 20 - Dec 20 |
|----------------------------|------|------|------|------|------|------|------|------|------|------|-----------------|
| Crimes Against The Person | 421 | 406 | 379 | 318 | 348 | 369 | 386 | 371 | 278 | 319 | 301 |
| Crimes Against Property | 188 | 196 | 154 | 109 | 81 | 132 | 153 | 114 | 102 | 92 | 84 |
| Administration of Justice | 135 | 144 | 109 | 87 | 85 | 74 | 123 | 97 | 61 | 68 | 65 |
| Other Criminal Code | 50 | 51 | 46 | 36 | 32 | 55 | 41 | 35 | 43 | 78 | 37 |
| Criminal Code Traffic | 4 | 2 | 3 | 2 | 1 | 3 | 2 | 1 | 0 | 0 | 3 |
| Federal Statute | 257 | 246 | 151 | 146 | 86 | 80 | 87 | 77 | 47 | 59 | 45 |

**ONTARIO COURT OF JUSTICE CRIMINAL MODERNIZATION COMMITTEE
311 JARVIS STREET DASHBOARD¹⁹**

PERCENTAGE OF DISPOSED CASES⁸ STARTING IN BAIL

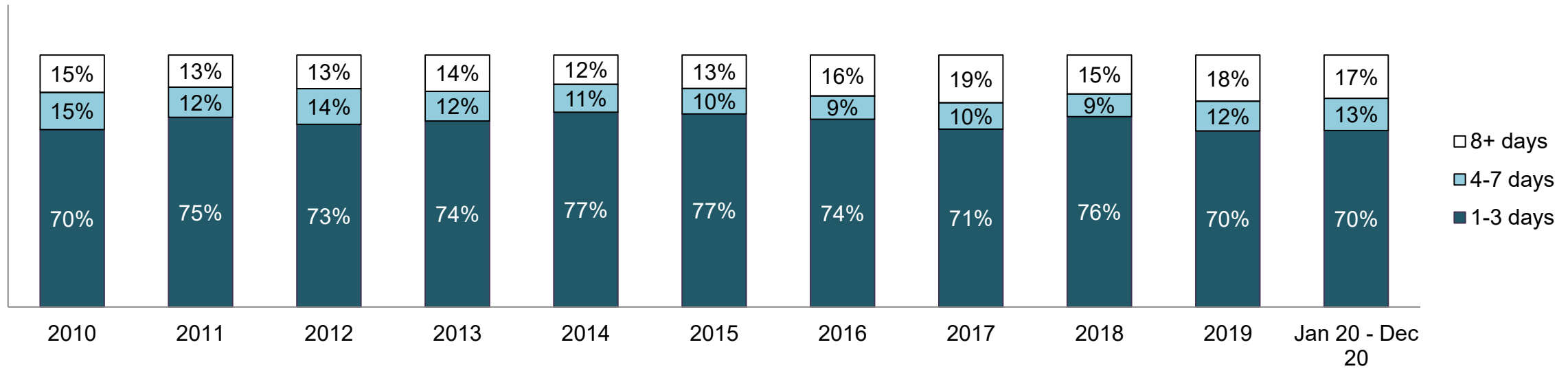


PERCENTAGE OF DISPOSED CASES⁸ STARTING IN BAIL BY BAIL OUTCOME

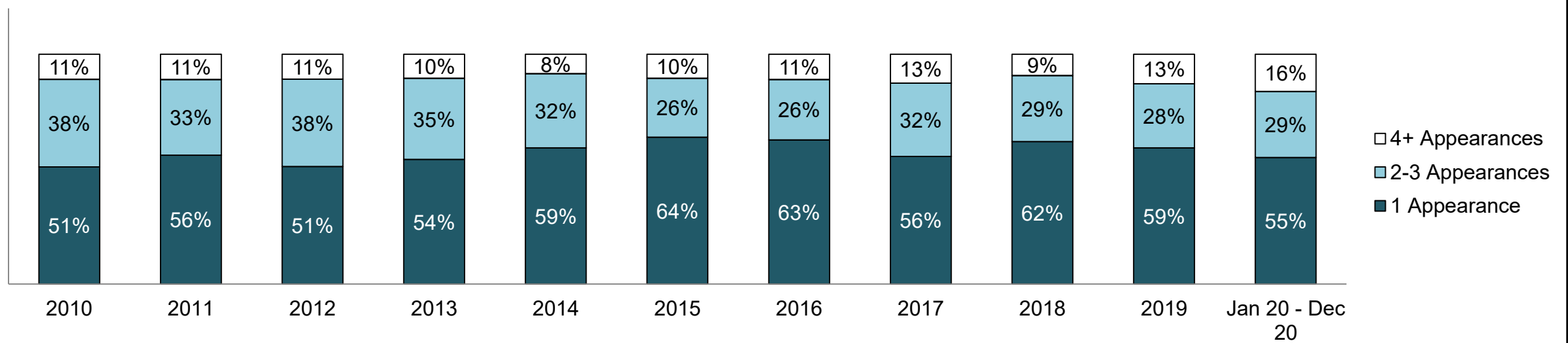


**ONTARIO COURT OF JUSTICE CRIMINAL MODERNIZATION COMMITTEE
311 JARVIS STREET DASHBOARD¹⁹**

PERCENTAGE OF BAIL CASES BY DAYS FROM FIRST BAIL APPEARANCE TO BAIL DISPOSITION

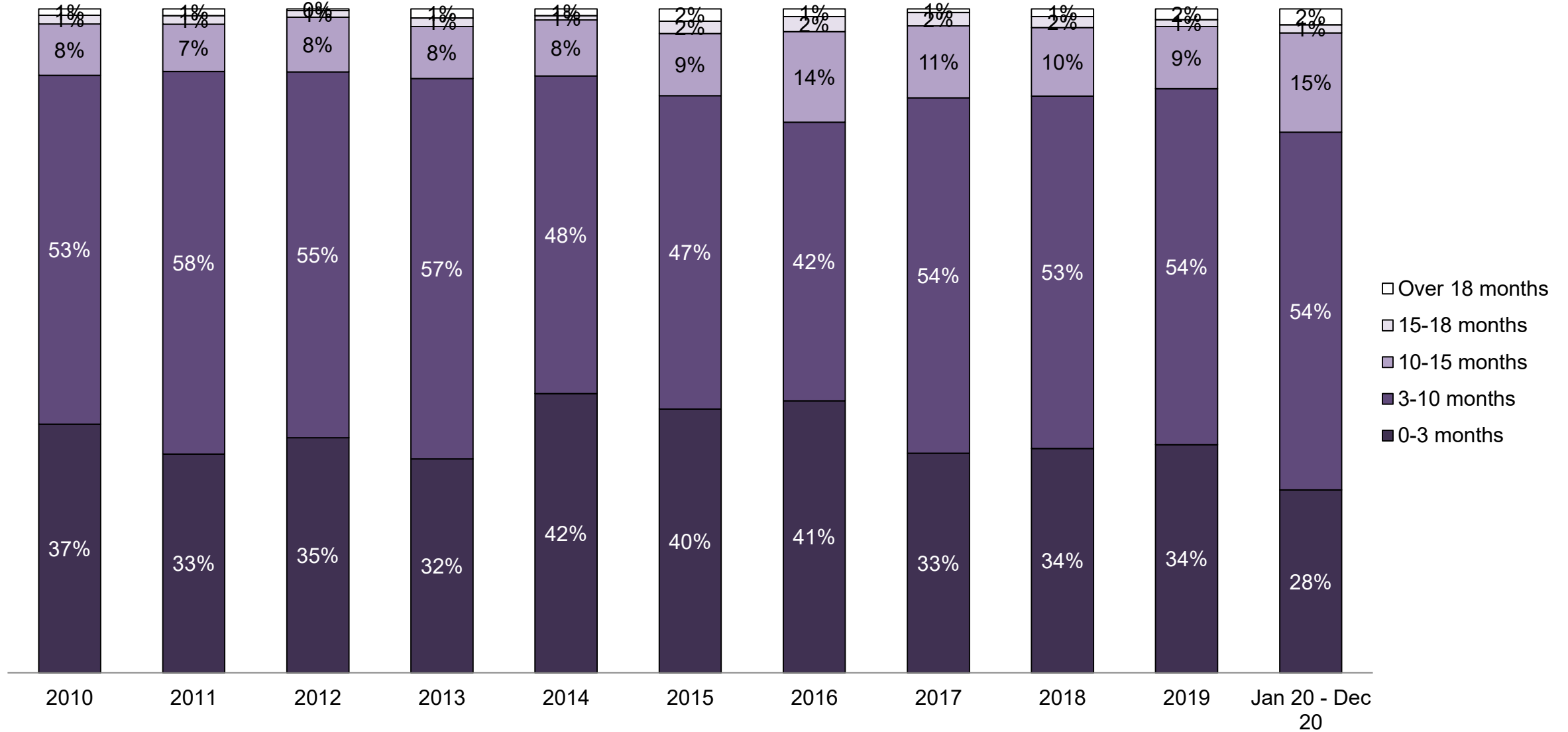


PERCENTAGE OF BAIL CASES BY NUMBER OF APPEARANCES FROM FIRST BAIL APPEARANCE TO BAIL DISPOSITION

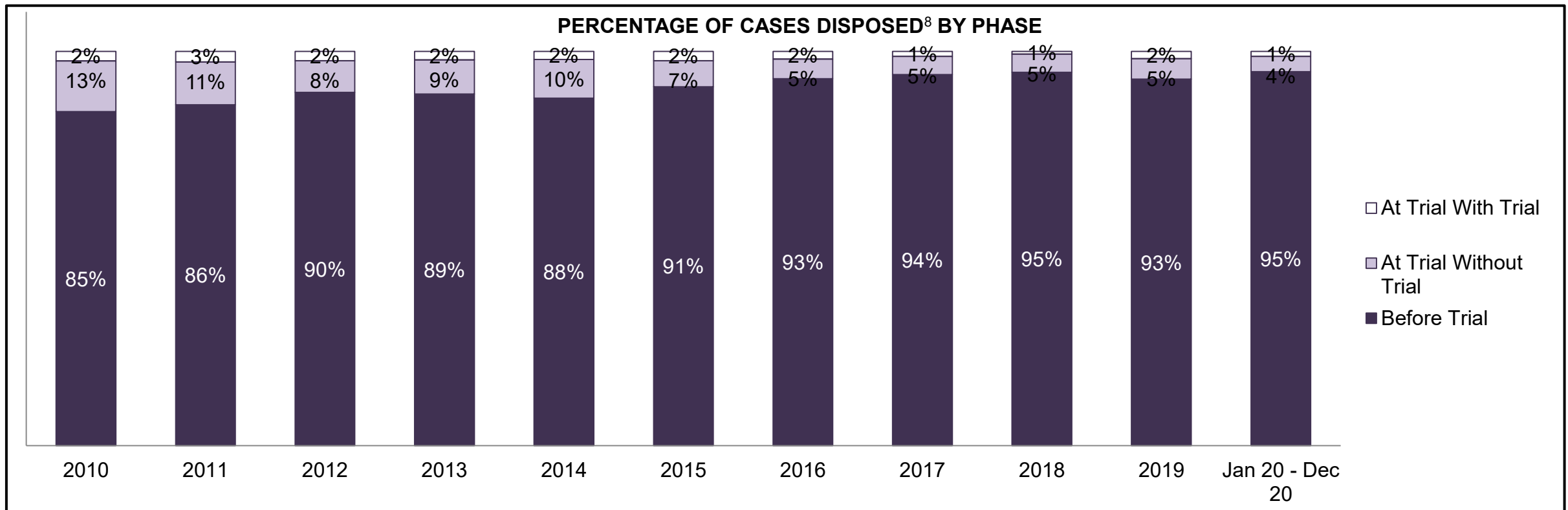


**ONTARIO COURT OF JUSTICE CRIMINAL MODERNIZATION COMMITTEE
311 JARVIS STREET DASHBOARD¹⁹**

PERCENTAGE OF DISPOSED CASES⁸ BY MONTHS TO DISPOSITION¹⁰



**ONTARIO COURT OF JUSTICE CRIMINAL MODERNIZATION COMMITTEE
311 JARVIS STREET DASHBOARD¹⁹**

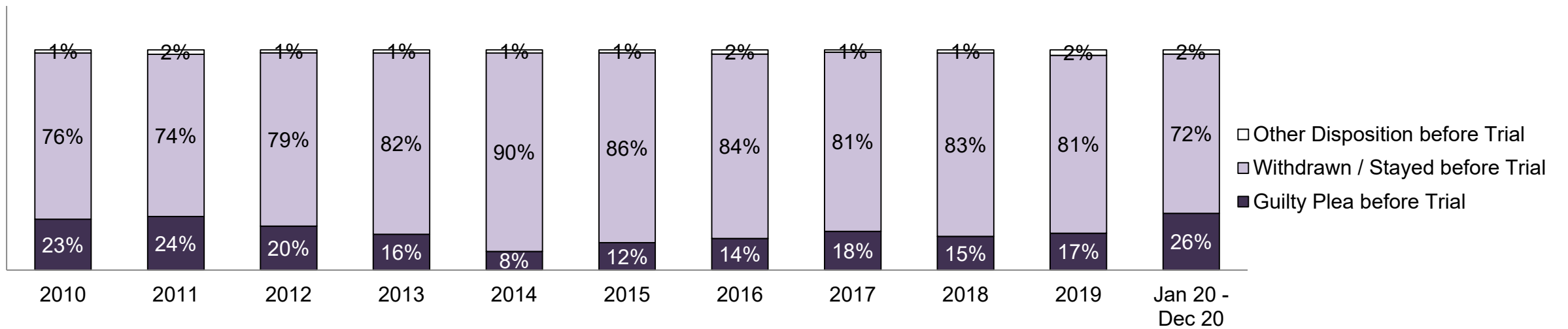


Cases Disposed⁸ by Phase and Percentage of In-Custody¹¹, Out-of-Custody¹² Cases at Case Disposition

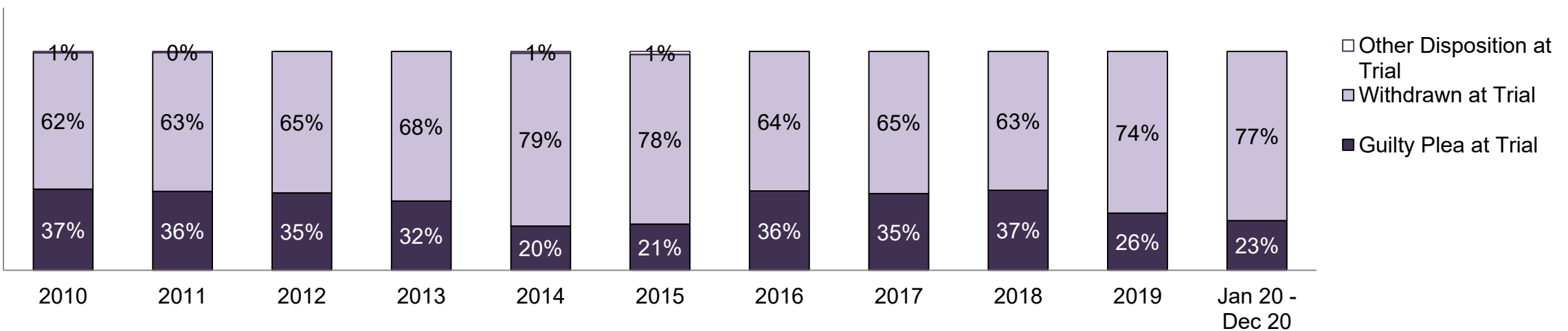
| Phases | 2010 | 2011 | 2012 | 2013 | 2014 | 2015 | 2016 | 2017 | 2018 | 2019 | Jan 20 - Dec 20 |
|-------------------------------|-------|-------|-------|-------|-------|-------|-------|-------|-------|------|-----------------|
| At Trial With Trial | 58 | 57 | 52 | 35 | 28 | 27 | 23 | 16 | 8 | 16 | 7 |
| In-Custody | 9% | 11% | 4% | 20% | 7% | 4% | 13% | 6% | 0% | 13% | 14% |
| Out-of-Custody | 91% | 89% | 96% | 80% | 93% | 96% | 87% | 94% | 100% | 88% | 86% |
| At Trial Without Trial | 308 | 230 | 178 | 139 | 134 | 76 | 58 | 60 | 52 | 46 | 22 |
| In-Custody | 9% | 7% | 12% | 9% | 5% | 9% | 2% | 5% | 13% | 11% | 14% |
| Out-of-Custody | 91% | 93% | 88% | 91% | 95% | 91% | 98% | 95% | 87% | 89% | 86% |
| Before Trial | 2,030 | 1,829 | 1,984 | 1,439 | 1,207 | 1,045 | 1,090 | 1,221 | 1,073 | 818 | 537 |
| In-Custody | 10% | 10% | 7% | 10% | 7% | 7% | 7% | 10% | 11% | 11% | 15% |
| Out-of-Custody | 90% | 90% | 93% | 90% | 93% | 93% | 93% | 90% | 89% | 89% | 85% |

**ONTARIO COURT OF JUSTICE CRIMINAL MODERNIZATION COMMITTEE
311 JARVIS STREET DASHBOARD¹⁹**

PERCENTAGE OF CASES DISPOSED⁸ BEFORE TRIAL BY OUTCOME

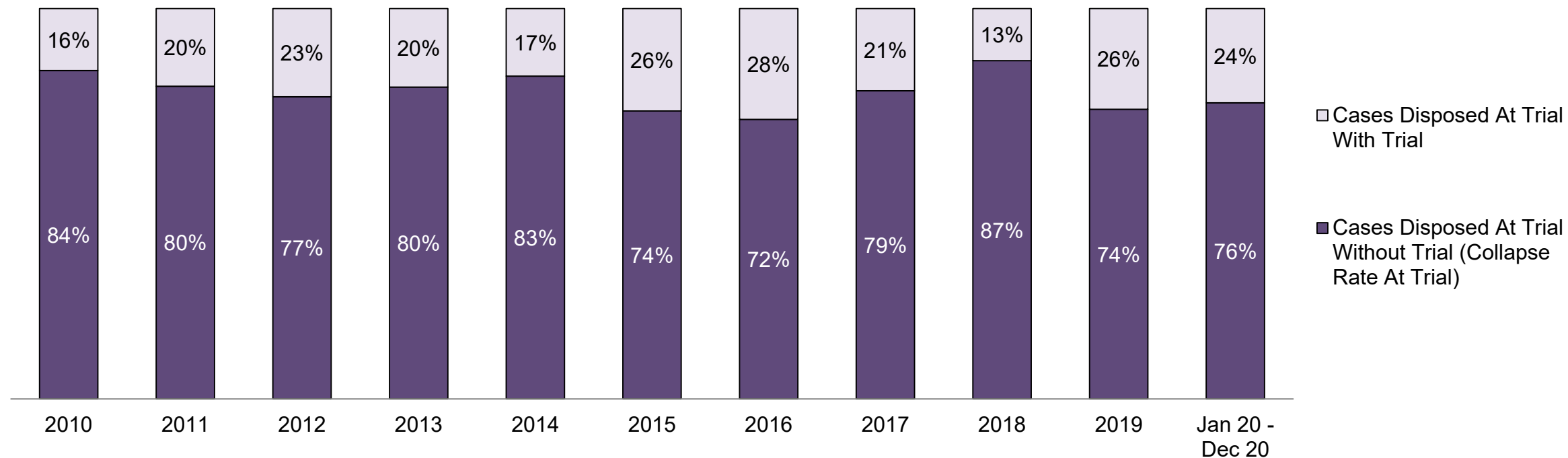


PERCENTAGE OF CASES DISPOSED⁸ AT TRIAL WITHOUT TRIAL (CASES COLLAPSED AT TRIAL) BY OUTCOME



**ONTARIO COURT OF JUSTICE CRIMINAL MODERNIZATION COMMITTEE
311 JARVIS STREET DASHBOARD¹⁹**

PERCENTAGE OF CASES DISPOSED⁸ BY PHASE FOR CASES SET FOR TRIAL¹³

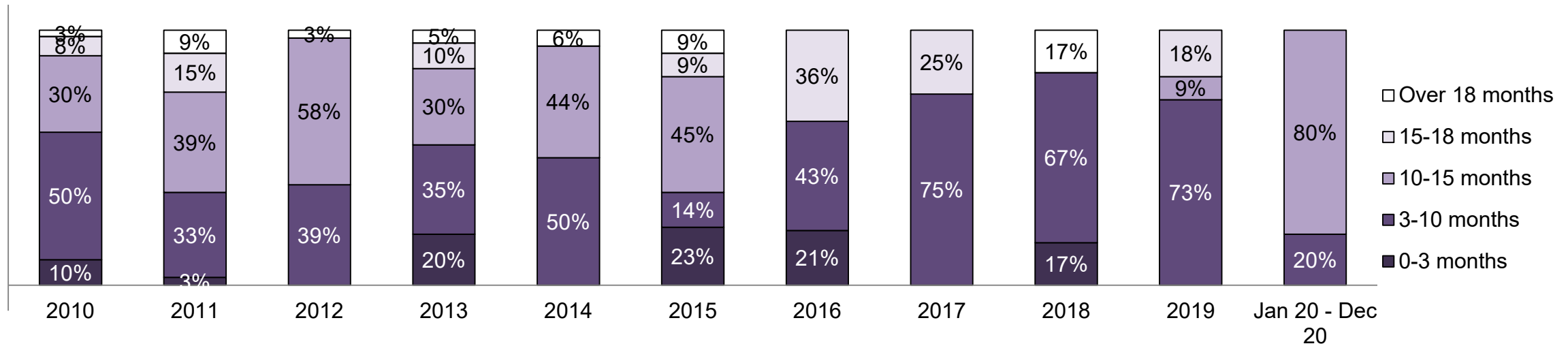


Percentage of Cases Disposed⁸ At Trial Without Trial (Collapse Rate At Trial²) by Offence Group At Disposition

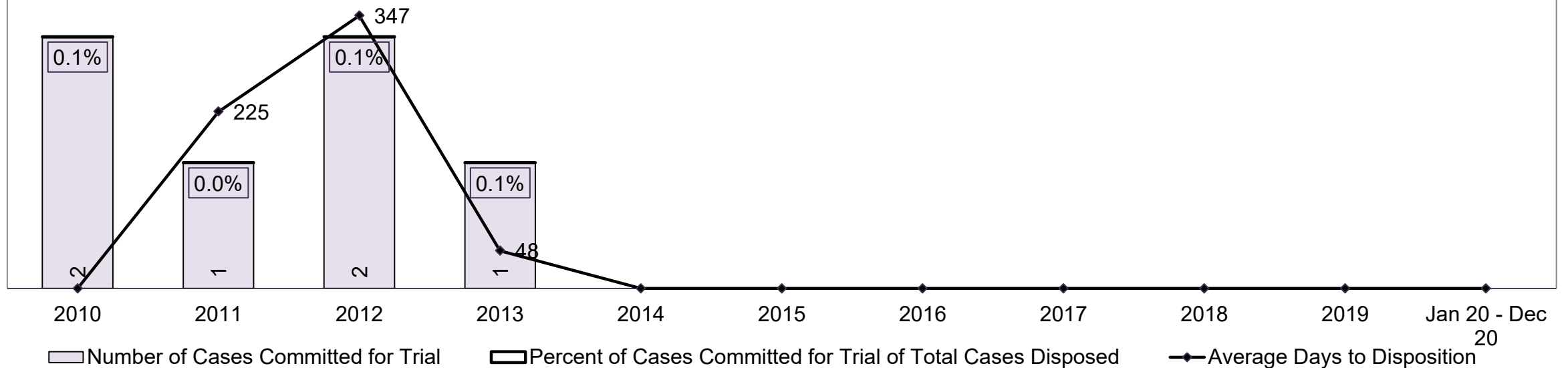
| Offence Group at Disposition ¹⁴ | 2010 | 2011 | 2012 | 2013 | 2014 | 2015 | 2016 | 2017 | 2018 | 2019 | Jan 20 - Dec 20 |
|--|-------------|-------------|-------------|-------------|-------------|-------------|-------------|-------------|-------------|-------------|-----------------|
| Crimes Against The Person | 53% | 49% | 53% | 59% | 58% | 74% | 70% | 68% | 75% | 74% | 66% |
| Crimes Against Property | 16% | 15% | 10% | 11% | 8% | 6% | 2% | 7% | 2% | 3% | 0% |
| Administration of Justice | 11% | 13% | 11% | 7% | 12% | 7% | 4% | 13% | 7% | 8% | 0% |
| Other Criminal Code | 6% | 7% | 7% | 10% | 5% | 9% | 10% | 3% | 2% | 10% | 24% |
| Criminal Code Traffic | 1% | 0% | 0% | 1% | 1% | 0% | 1% | 1% | 3% | 0% | 0% |
| Federal Statute | 13% | 16% | 18% | 13% | 16% | 5% | 12% | 8% | 12% | 5% | 10% |
| Total | 100% | 100% | 100% | 100% | 100% | 100% | 100% | 100% | 100% | 100% | 100% |

**ONTARIO COURT OF JUSTICE CRIMINAL MODERNIZATION COMMITTEE
311 JARVIS STREET DASHBOARD¹⁹**

PERCENTAGE OF CASES DISPOSED⁸ AT TRIAL WITH TRIAL BY MONTHS TO DISPOSITION¹⁰

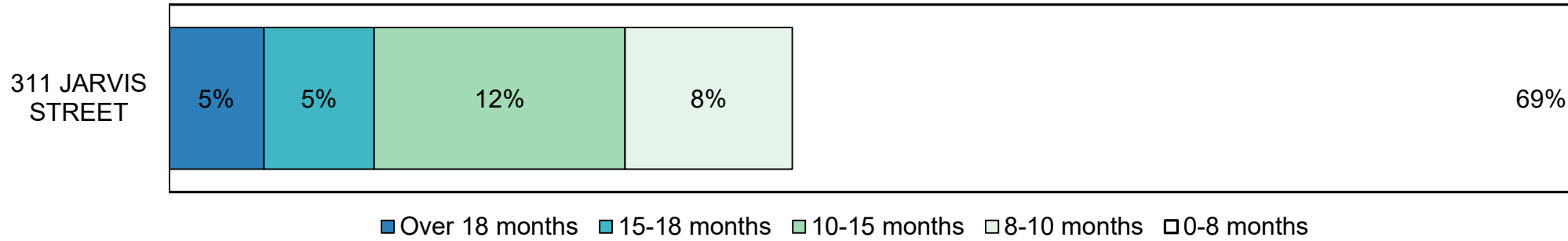


NUMBER, PERCENTAGE, & AVERAGE DAYS TO DISPOSITION¹⁵ OF CASES COMMITTED FOR TRIAL¹⁶ OF TOTAL CASES DISPOSED⁸



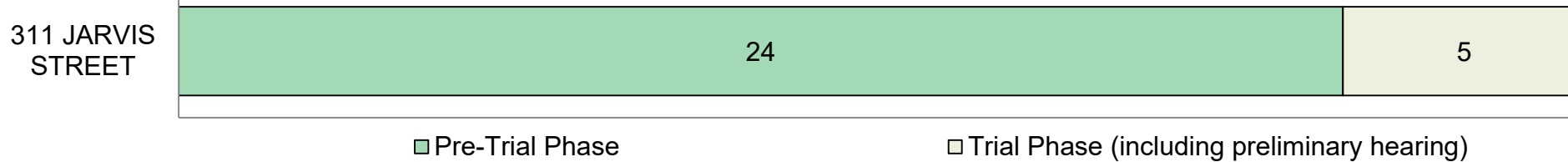
**ONTARIO COURT OF JUSTICE CRIMINAL MODERNIZATION COMMITTEE
311 JARVIS STREET DASHBOARD¹⁹
CASES PENDING AS OF DECEMBER 31, 2020**

PERCENTAGE OF PENDING CASES³ BY PENDING AGE⁶




| Pending Cases ³ by Pending Age ⁶ and Percentage of Pending Cases In-Custody ¹⁷ and Out-of-Custody ¹⁸ | | | | | | |
|--|----------------|--------------|--------------|-------------|------------|------------|
| Court Location | Over 18 months | 15-18 months | 10-15 months | 8-10 months | 0-8 months | Total |
| 311 JARVIS STREET | 25 | 29 | 66 | 44 | 371 | 535 |
| In-Custody | 12% | 10% | 8% | 2% | 10% | 9% |
| Out-of-Custody | 88% | 90% | 92% | 98% | 90% | 91% |

PENDING CASES³ BY PHASE: 15-18 MONTHS⁶



PENDING CASES³ BY PHASE: OVER 18 MONTHS⁶



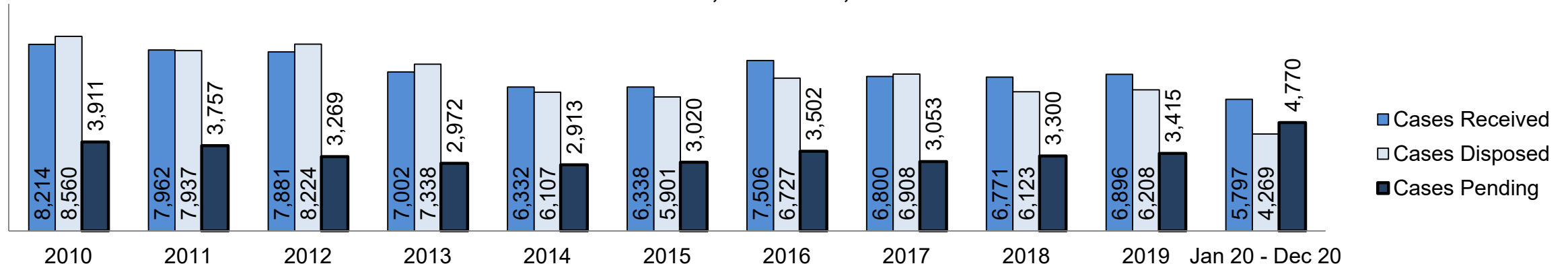
**ONTARIO COURT OF JUSTICE CRIMINAL MODERNIZATION COMMITTEE
COLLEGE PARK DASHBOARD¹⁹**

| Key Metric | | Jan 20 - Dec 20 | | 2014 Baseline Median* | Change from 2014 Baseline Median | |
|---------------------|---|-------------------------------------|--------------------|-----------------------|----------------------------------|--------|
| | | Percent | Cases ¹ | | | |
| Bail | Disposed cases that began in the Bail Phase | | 67.5% | 2,883 | 48.0% | 19.6% |
| | Bail cases with a bail outcome (release order or detention order) | Total | 66.1% | 1,907 | 56.0% | 10.1% |
| | | Bail Disposition with 1 appearance | 65.3% | 1,246 | 47.7% | 17.6% |
| | | Bail Disposition in 1-3 days | 78.2% | 1,492 | 70.6% | 7.7% |
| | Bail cases with no bail disposition but with a case disposition | Total | 33.9% | 976 | 44.0% | -10.1% |
| | | Case disposition in 1-3 appearances | 35.5% | 346 | 35.1% | 0.3% |
| | | Case disposition in 0-3 months | 71.3% | 696 | 77.2% | -5.9% |
| | | Case disposition rate before trial | 96.4% | 941 | 90.7% | 5.8% |
| Before Trial | Disposition rate (includes bail cases with case dispositions) | | 91.6% | 3,912 | 83.6% | 8.0% |
| | Disposed within 1-3 appearances (net of bench warrant cases) | | 46.8% | 742 | 39.1% | 7.7% |
| | Disposed within 0-3 months (net of bench warrant cases) | | 70.1% | 1,111 | 60.6% | 9.5% |
| Trial | Collapse Rate at Trial ² | | 70.0% | 250 | 71.0% | -1.0% |

| Cases Pending ³ as of December 31, 2020 | | Percent | Cases ¹ | Cases in the Pre-Trial Phase ⁴ | Cases in the Trial Phase ⁵ (including preliminary hearing) |
|--|----------------|---------------|--------------------|---|---|
| Age of All Pending Cases⁶ | 0-8 months | 74.7% | 3,564 | 3,520 | 44 |
| | 8-10 months | 6.1% | 290 | 265 | 25 |
| | 10-15 months | 9.4% | 448 | 361 | 87 |
| | 15-18 months | 3.6% | 171 | 97 | 74 |
| | Over 18 months | 6.2% | 297 | 141 | 156 |
| Total | | 100.0% | 4,770 | 4,384 | 386 |

ONTARIO COURT OF JUSTICE CRIMINAL MODERNIZATION COMMITTEE COLLEGE PARK DASHBOARD¹⁹

CASES RECEIVED⁷, DISPOSED⁸, AND PENDING³



Cases Received⁷ by Offence Group

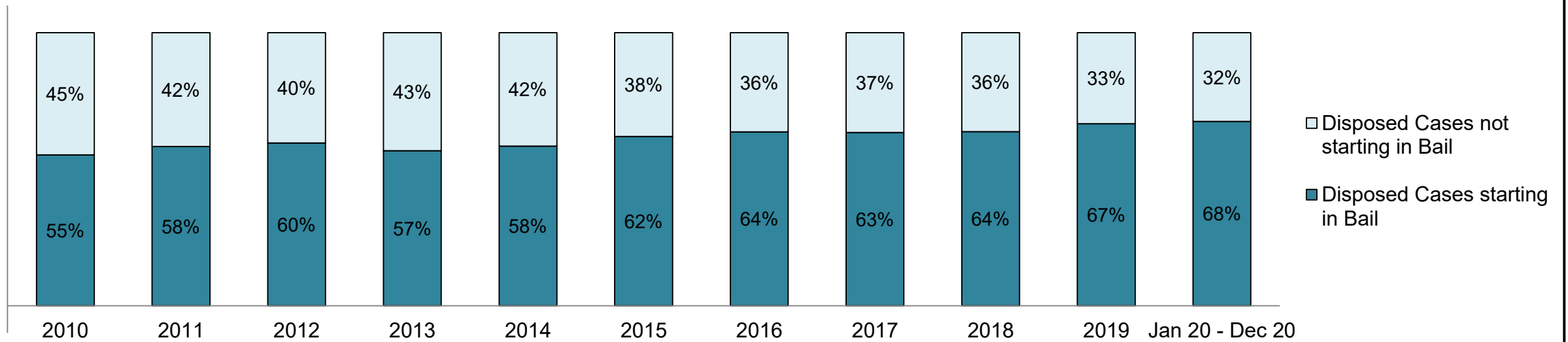
| Offence Group ⁹ | 2010 | 2011 | 2012 | 2013 | 2014 | 2015 | 2016 | 2017 | 2018 | 2019 | Jan 20 - Dec 20 |
|----------------------------|-------|-------|-------|-------|-------|-------|-------|-------|-------|-------|-----------------|
| Crimes Against The Person | 2,842 | 2,849 | 2,660 | 2,363 | 2,222 | 2,334 | 2,685 | 2,314 | 2,438 | 2,485 | 2,357 |
| Crimes Against Property | 2,481 | 2,447 | 2,528 | 2,240 | 2,021 | 1,838 | 2,302 | 2,185 | 2,077 | 2,024 | 1,547 |
| Administration of Justice | 2,058 | 1,927 | 1,993 | 1,821 | 1,646 | 1,647 | 1,870 | 1,760 | 1,765 | 1,890 | 1,401 |
| Other Criminal Code | 473 | 317 | 307 | 259 | 219 | 272 | 367 | 305 | 294 | 298 | 285 |
| Criminal Code Traffic | 318 | 373 | 348 | 269 | 181 | 191 | 199 | 191 | 160 | 174 | 141 |
| Federal Statute | 42 | 49 | 45 | 50 | 43 | 56 | 83 | 45 | 37 | 25 | 66 |

Cases Pending³ by Offence Group

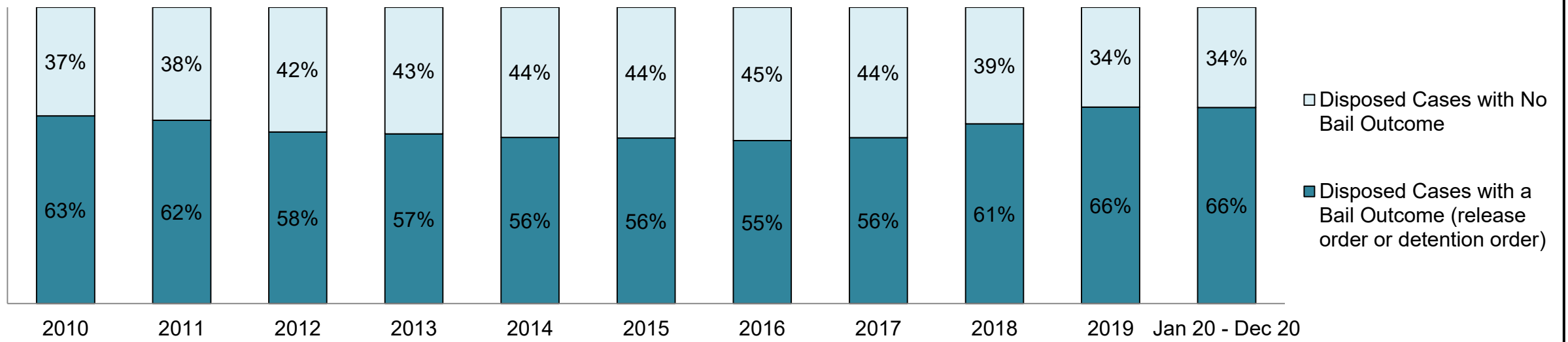
| Offence Group ⁹ | 2010 | 2011 | 2012 | 2013 | 2014 | 2015 | 2016 | 2017 | 2018 | 2019 | Jan 20 - Dec 20 |
|----------------------------|-------|-------|-------|-------|-------|-------|-------|-------|-------|-------|-----------------|
| Crimes Against The Person | 1,890 | 1,817 | 1,526 | 1,385 | 1,454 | 1,543 | 1,772 | 1,508 | 1,692 | 1,736 | 2,437 |
| Crimes Against Property | 859 | 826 | 754 | 699 | 691 | 639 | 728 | 708 | 694 | 713 | 1,003 |
| Administration of Justice | 556 | 538 | 462 | 461 | 440 | 455 | 547 | 463 | 551 | 618 | 826 |
| Other Criminal Code | 239 | 186 | 160 | 155 | 124 | 170 | 215 | 178 | 190 | 174 | 257 |
| Criminal Code Traffic | 346 | 361 | 348 | 251 | 185 | 185 | 201 | 178 | 154 | 166 | 203 |
| Federal Statute | 21 | 29 | 19 | 21 | 19 | 28 | 39 | 18 | 19 | 8 | 44 |

**ONTARIO COURT OF JUSTICE CRIMINAL MODERNIZATION COMMITTEE
COLLEGE PARK DASHBOARD¹⁹**

PERCENTAGE OF DISPOSED CASES⁸ STARTING IN BAIL

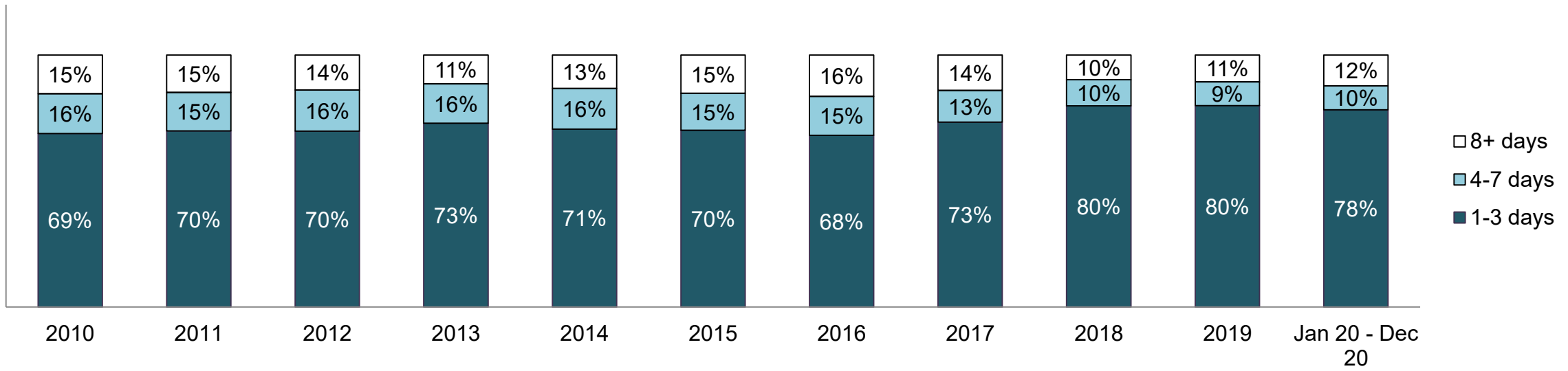


PERCENTAGE OF DISPOSED CASES⁸ STARTING IN BAIL BY BAIL OUTCOME

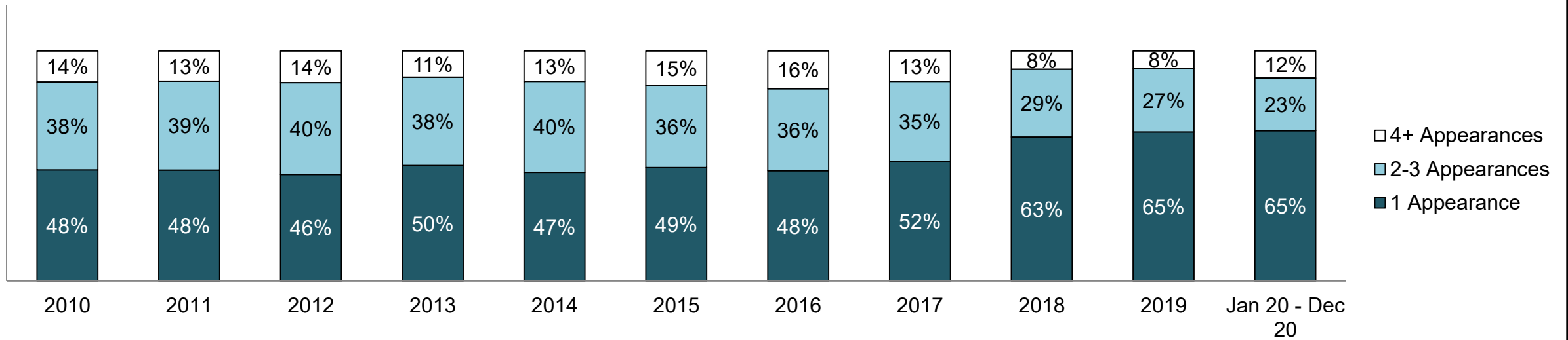


ONTARIO COURT OF JUSTICE CRIMINAL MODERNIZATION COMMITTEE COLLEGE PARK DASHBOARD¹⁹

PERCENTAGE OF BAIL CASES BY DAYS FROM FIRST BAIL APPEARANCE TO BAIL DISPOSITION

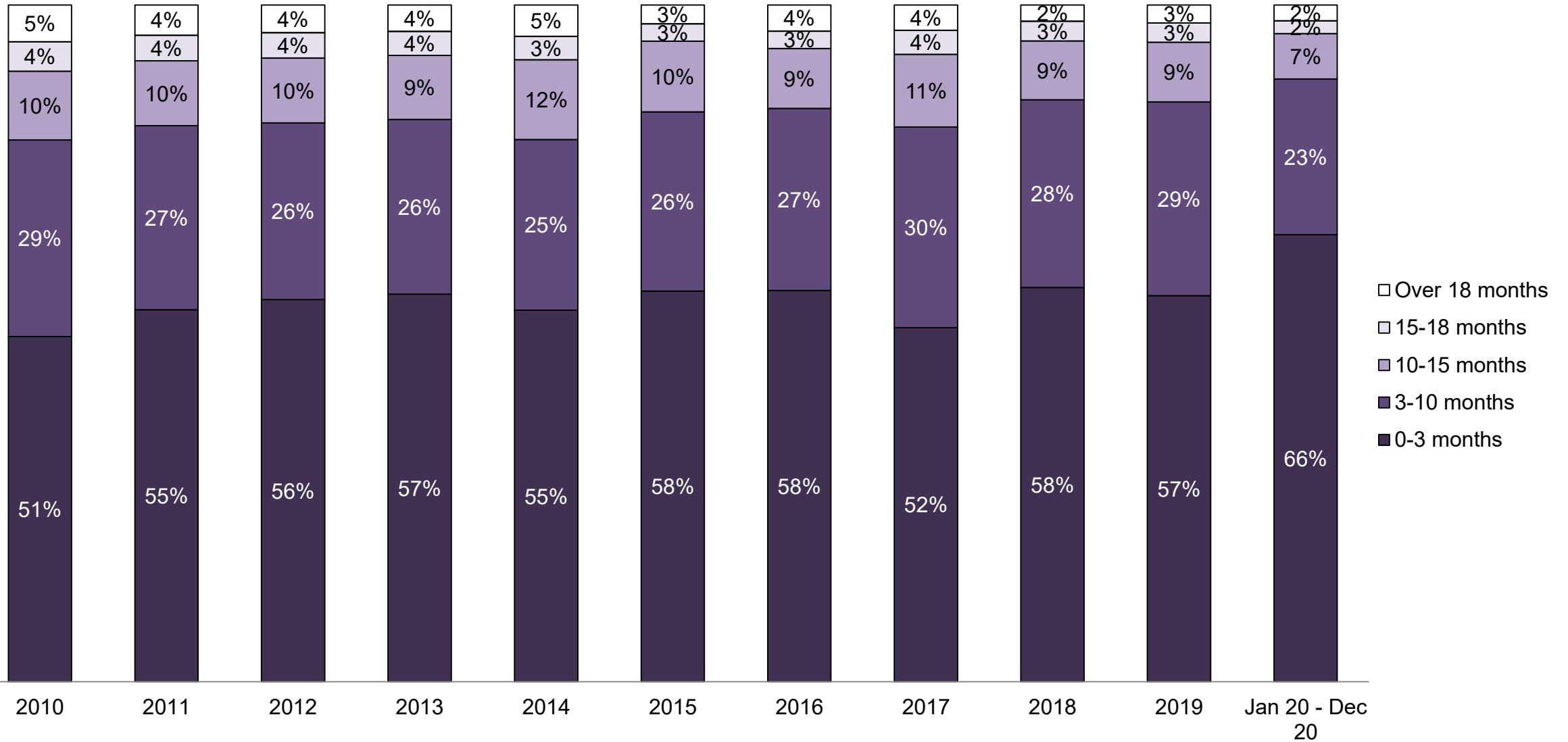


PERCENTAGE OF BAIL CASES BY NUMBER OF APPEARANCES FROM FIRST BAIL APPEARANCE TO BAIL DISPOSITION

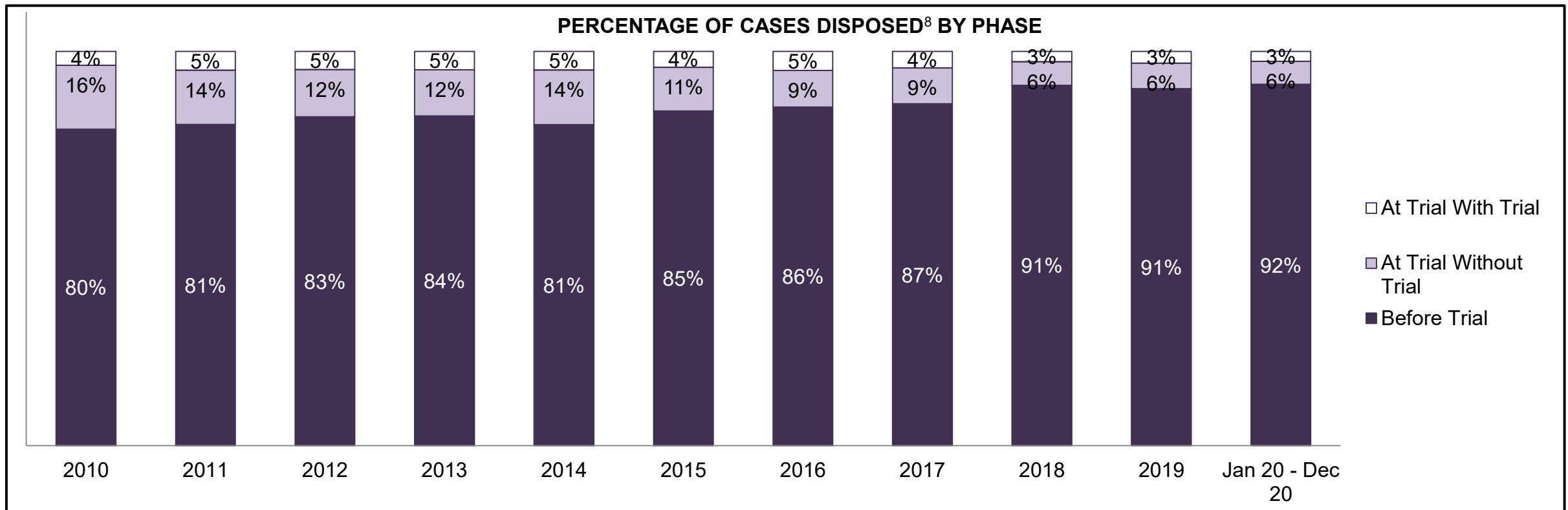


**ONTARIO COURT OF JUSTICE CRIMINAL MODERNIZATION COMMITTEE
COLLEGE PARK DASHBOARD¹⁹**

PERCENTAGE OF DISPOSED CASES⁸ BY MONTHS TO DISPOSITION¹⁰



**ONTARIO COURT OF JUSTICE CRIMINAL MODERNIZATION COMMITTEE
COLLEGE PARK DASHBOARD¹⁹**

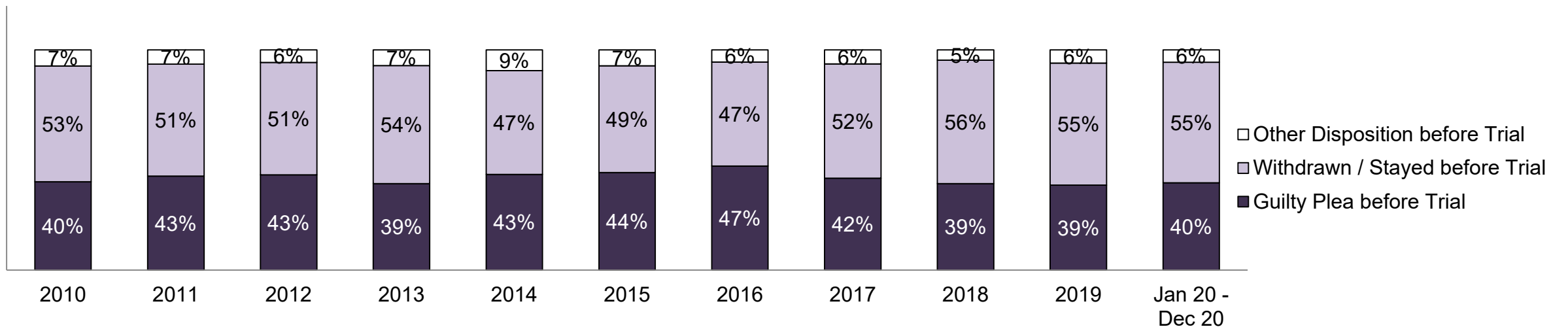


Cases Disposed⁸ by Phase and Percentage of In-Custody¹¹, Out-of-Custody¹² Cases at Case Disposition

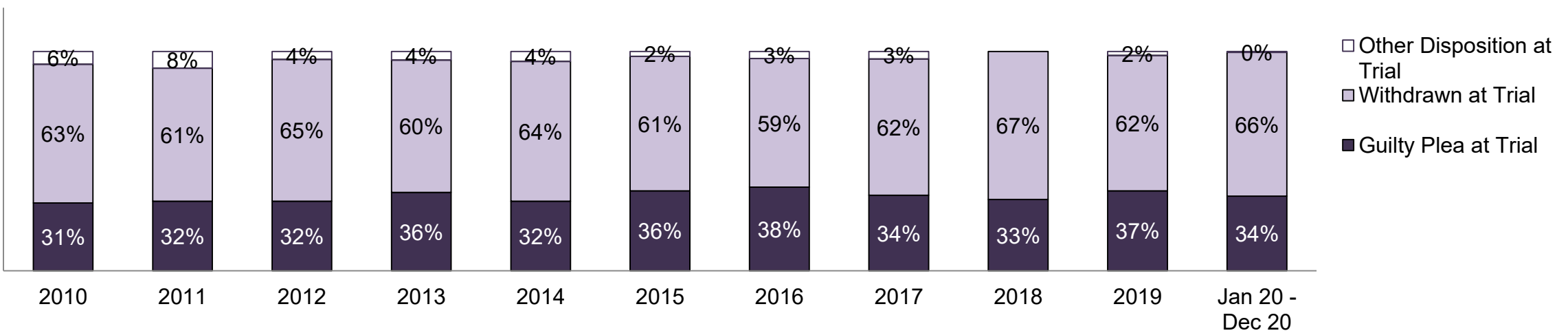
| Phases | 2010 | 2011 | 2012 | 2013 | 2014 | 2015 | 2016 | 2017 | 2018 | 2019 | Jan 20 - Dec 20 |
|-------------------------------|-------|-------|-------|-------|-------|-------|-------|-------|-------|-------|-----------------|
| At Trial With Trial | 300 | 377 | 381 | 342 | 288 | 237 | 323 | 291 | 162 | 187 | 107 |
| In-Custody | 27% | 23% | 22% | 21% | 18% | 19% | 17% | 18% | 10% | 14% | 17% |
| Out-of-Custody | 73% | 77% | 78% | 79% | 82% | 81% | 83% | 82% | 90% | 86% | 83% |
| At Trial Without Trial | 1,389 | 1,092 | 982 | 861 | 847 | 655 | 626 | 625 | 366 | 400 | 250 |
| In-Custody | 14% | 17% | 20% | 16% | 15% | 14% | 16% | 21% | 17% | 17% | 12% |
| Out-of-Custody | 86% | 83% | 80% | 84% | 85% | 86% | 84% | 79% | 83% | 83% | 88% |
| Before Trial | 6,871 | 6,468 | 6,861 | 6,135 | 4,972 | 5,009 | 5,778 | 5,992 | 5,595 | 5,621 | 3,912 |
| In-Custody | 31% | 33% | 33% | 31% | 33% | 34% | 35% | 32% | 29% | 27% | 27% |
| Out-of-Custody | 69% | 67% | 67% | 69% | 67% | 66% | 65% | 68% | 71% | 73% | 73% |

ONTARIO COURT OF JUSTICE CRIMINAL MODERNIZATION COMMITTEE COLLEGE PARK DASHBOARD¹⁹

PERCENTAGE OF CASES DISPOSED⁸ BEFORE TRIAL BY OUTCOME

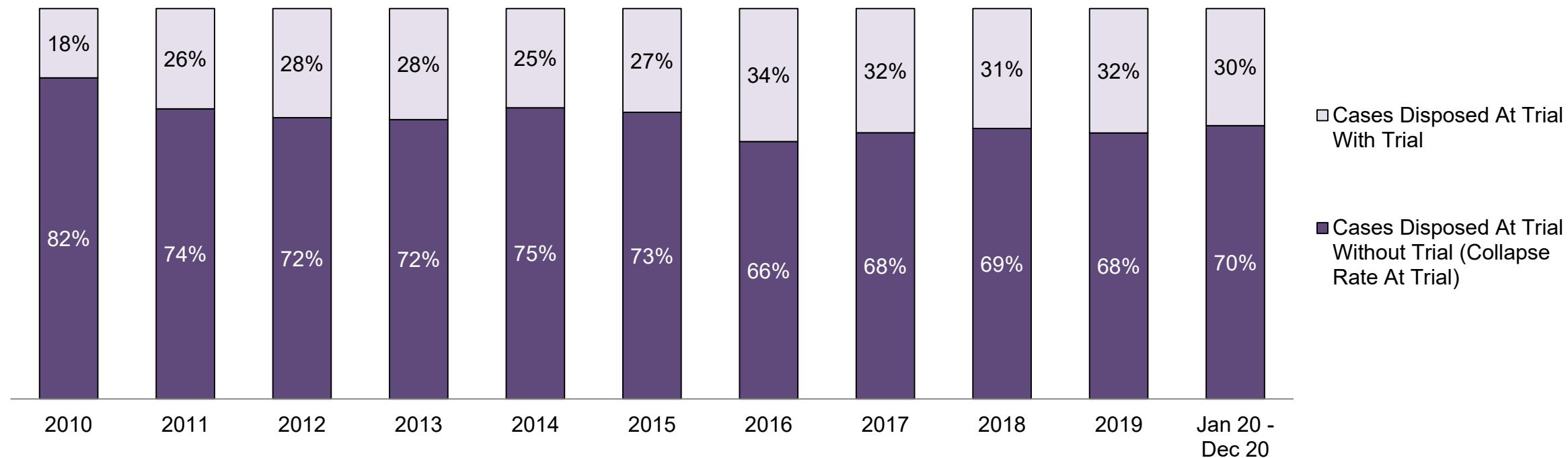


PERCENTAGE OF CASES DISPOSED⁸ AT TRIAL WITHOUT TRIAL (CASES COLLAPSED AT TRIAL) BY OUTCOME



ONTARIO COURT OF JUSTICE CRIMINAL MODERNIZATION COMMITTEE COLLEGE PARK DASHBOARD¹⁹

PERCENTAGE OF CASES DISPOSED⁸ BY PHASE FOR CASES SET FOR TRIAL¹³

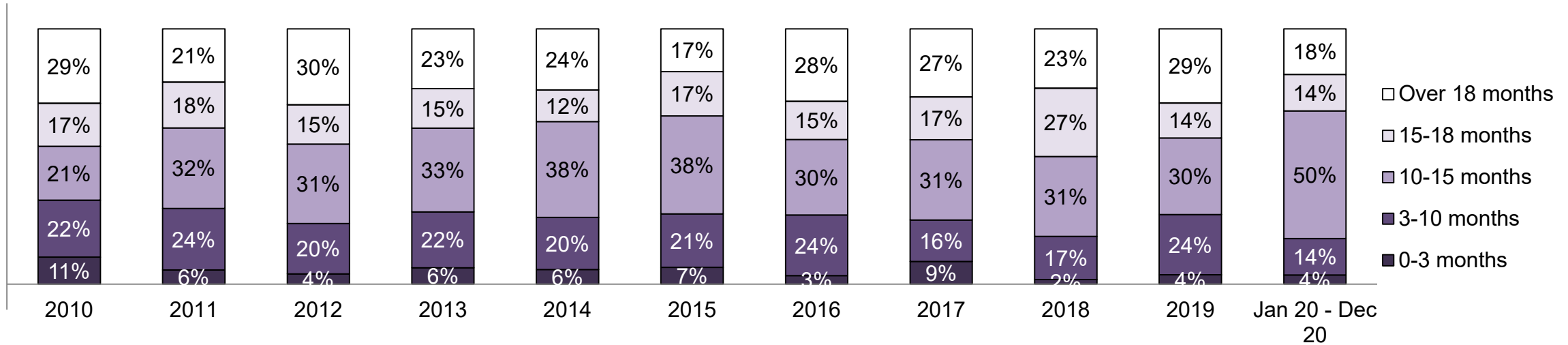


Percentage of Cases Disposed⁸ At Trial Without Trial (Collapse Rate At Trial²) by Offence Group At Disposition

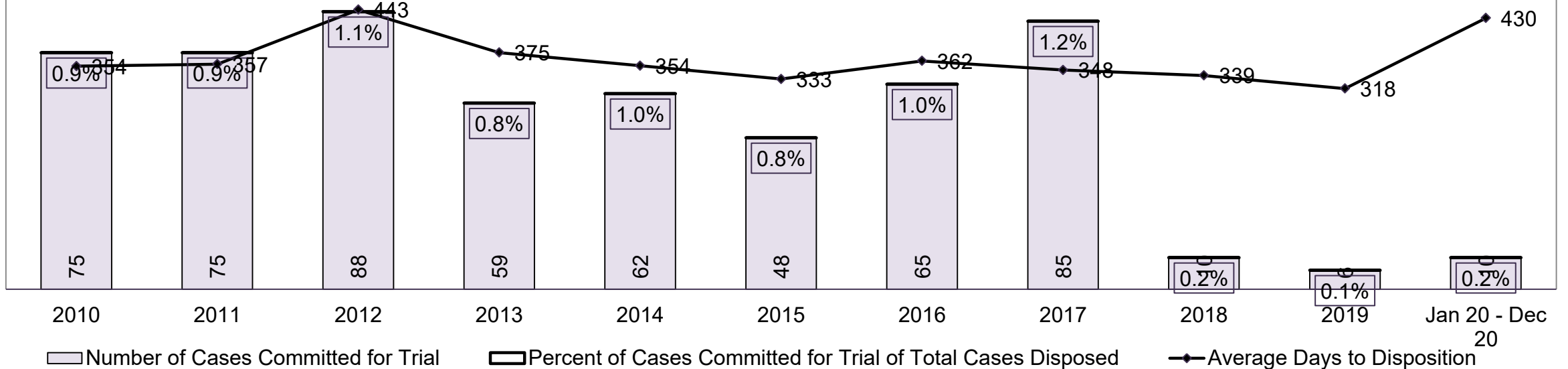
| Offence Group at Disposition ¹⁴ | 2010 | 2011 | 2012 | 2013 | 2014 | 2015 | 2016 | 2017 | 2018 | 2019 | Jan 20 - Dec 20 |
|--|-------------|-------------|-------------|-------------|-------------|-------------|-------------|-------------|-------------|-------------|-----------------|
| Crimes Against The Person | 52% | 53% | 55% | 50% | 53% | 61% | 59% | 60% | 59% | 62% | 63% |
| Crimes Against Property | 13% | 13% | 11% | 12% | 10% | 13% | 10% | 9% | 8% | 8% | 7% |
| Administration of Justice | 14% | 14% | 14% | 15% | 15% | 11% | 12% | 12% | 13% | 12% | 15% |
| Other Criminal Code | 6% | 6% | 5% | 6% | 6% | 4% | 8% | 7% | 7% | 6% | 6% |
| Criminal Code Traffic | 15% | 14% | 13% | 17% | 14% | 10% | 9% | 9% | 13% | 10% | 9% |
| Federal Statute | 1% | 1% | 1% | 1% | 1% | 1% | 2% | 2% | 1% | 1% | 0% |
| Total | 100% | 100% | 100% | 100% | 100% | 100% | 100% | 100% | 100% | 100% | 100% |

ONTARIO COURT OF JUSTICE CRIMINAL MODERNIZATION COMMITTEE COLLEGE PARK DASHBOARD¹⁹

PERCENTAGE OF CASES DISPOSED⁸ AT TRIAL WITH TRIAL BY MONTHS TO DISPOSITION¹⁰



NUMBER, PERCENTAGE, & AVERAGE DAYS TO DISPOSITION¹⁵ OF CASES COMMITTED FOR TRIAL¹⁶ OF TOTAL CASES DISPOSED⁸



**ONTARIO COURT OF JUSTICE CRIMINAL MODERNIZATION COMMITTEE
COLLEGE PARK DASHBOARD¹⁹
CASES PENDING AS OF DECEMBER 31, 2020**

PERCENTAGE OF PENDING CASES³ BY PENDING AGE⁶



Pending Cases³ by Pending Age⁶ and Percentage of Pending Cases In-Custody¹⁷ and Out-of-Custody¹⁸

| Court Location | Over 18 months | 15-18 months | 10-15 months | 8-10 months | 0-8 months | Total |
|---------------------|----------------|--------------|--------------|-------------|------------|--------------|
| COLLEGE PARK | 297 | 171 | 448 | 290 | 3,564 | 4,770 |
| In-Custody | 18% | 15% | 19% | 21% | 16% | 17% |
| Out-of-Custody | 82% | 85% | 81% | 79% | 84% | 83% |

PENDING CASES³ BY PHASE: 15-18 MONTHS⁶



PENDING CASES³ BY PHASE: OVER 18 MONTHS⁶



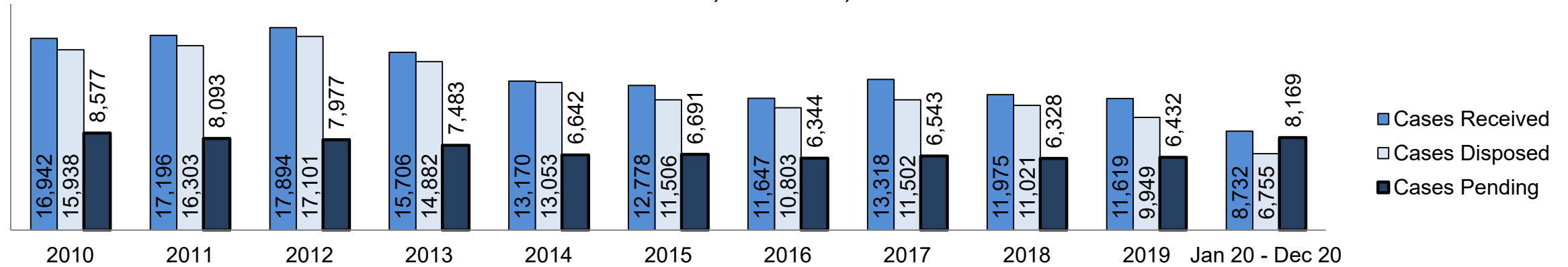
**ONTARIO COURT OF JUSTICE CRIMINAL MODERNIZATION COMMITTEE
OLD CITY HALL DASHBOARD¹⁹**

| Key Metric | | Jan 20 - Dec 20 | | 2014 Baseline Median* | Change from 2014 Baseline Median | |
|--------------|---|-------------------------------------|--------------------|-----------------------|----------------------------------|--------|
| | | Percent | Cases ¹ | | | |
| Bail | Disposed cases that began in the Bail Phase | | 66.6% | 4,499 | 49.5% | 17.1% |
| | Bail cases with a bail outcome (release order or detention order) | Total | 64.9% | 2,922 | 66.7% | -1.7% |
| | | Bail Disposition with 1 appearance | 55.9% | 1,632 | 52.4% | 3.5% |
| | | Bail Disposition in 1-3 days | 75.4% | 2,204 | 75.3% | 0.1% |
| | Bail cases with no bail disposition but with a case disposition | Total | 35.1% | 1,577 | 33.3% | 1.7% |
| | | Case disposition in 1-3 appearances | 25.5% | 402 | 36.1% | -10.6% |
| | | Case disposition in 0-3 months | 54.0% | 852 | 66.8% | -12.7% |
| | | Case disposition rate before trial | 93.7% | 1,477 | 86.2% | 7.4% |
| Before Trial | Disposition rate (includes bail cases with case dispositions) | | 91.4% | 6,173 | 79.0% | 12.4% |
| | Disposed within 1-3 appearances (net of bench warrant cases) | | 51.0% | 1,246 | 47.3% | 3.6% |
| | Disposed within 0-3 months (net of bench warrant cases) | | 61.0% | 1,491 | 61.6% | -0.6% |
| Trial | Collapse Rate at Trial ² | | 74.9% | 436 | 67.4% | 7.6% |

| Cases Pending ³ as of December 31, 2020 | | Percent | Cases ¹ | Cases in the Pre-Trial Phase ⁴ | Cases in the Trial Phase ⁵ (including preliminary hearing) |
|--|----------------|---------------|--------------------|---|---|
| Age of All Pending Cases ⁶ | 0-8 months | 71.6% | 5,848 | 5,728 | 120 |
| | 8-10 months | 6.4% | 524 | 469 | 55 |
| | 10-15 months | 10.7% | 878 | 730 | 148 |
| | 15-18 months | 3.8% | 311 | 215 | 96 |
| | Over 18 months | 7.4% | 608 | 382 | 226 |
| Total | | 100.0% | 8,169 | 7,524 | 645 |

ONTARIO COURT OF JUSTICE CRIMINAL MODERNIZATION COMMITTEE OLD CITY HALL DASHBOARD¹⁹

CASES RECEIVED⁷, DISPOSED⁸, AND PENDING³



Cases Received⁷ by Offence Group

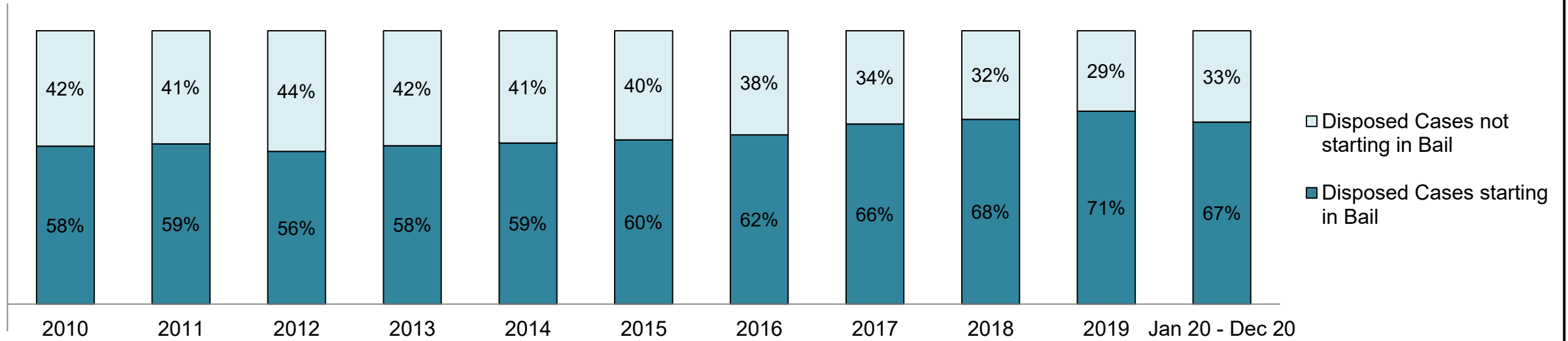
| Offence Group ⁹ | 2010 | 2011 | 2012 | 2013 | 2014 | 2015 | 2016 | 2017 | 2018 | 2019 | Jan 20 - Dec 20 |
|----------------------------|-------|-------|-------|-------|-------|-------|-------|-------|-------|-------|-----------------|
| Crimes Against The Person | 3,528 | 3,569 | 3,521 | 3,231 | 2,835 | 3,135 | 2,770 | 3,560 | 3,100 | 3,118 | 2,612 |
| Crimes Against Property | 3,307 | 3,326 | 3,923 | 3,691 | 3,409 | 2,915 | 2,866 | 3,043 | 3,009 | 2,955 | 1,990 |
| Administration of Justice | 3,544 | 3,574 | 3,796 | 2,975 | 2,456 | 2,394 | 2,154 | 2,554 | 2,420 | 2,413 | 1,615 |
| Other Criminal Code | 819 | 824 | 732 | 649 | 580 | 681 | 580 | 764 | 805 | 849 | 653 |
| Criminal Code Traffic | 859 | 885 | 849 | 714 | 545 | 572 | 402 | 417 | 293 | 387 | 310 |
| Federal Statute | 4,885 | 5,018 | 5,073 | 4,446 | 3,345 | 3,081 | 2,875 | 2,980 | 2,348 | 1,897 | 1,552 |

Cases Pending³ by Offence Group

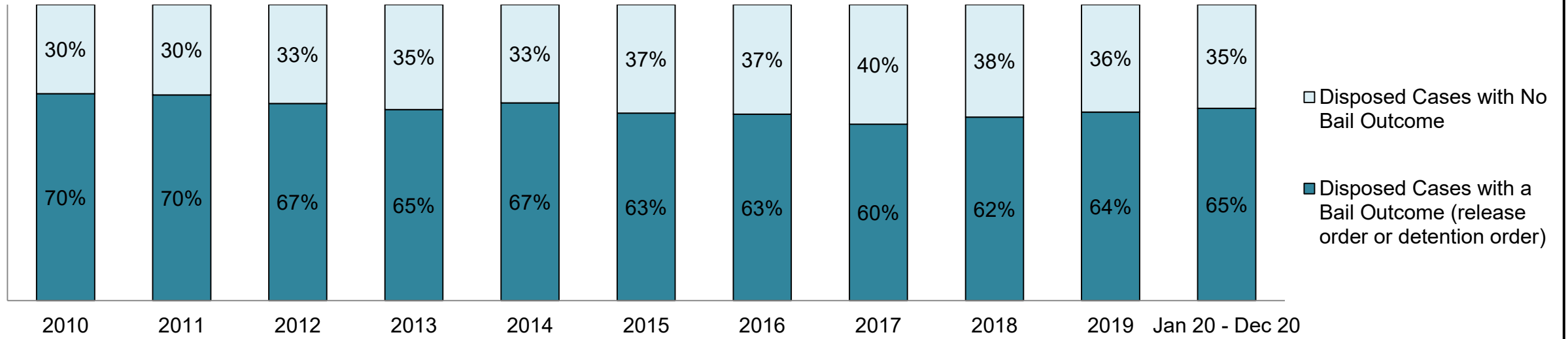
| Offence Group ⁹ | 2010 | 2011 | 2012 | 2013 | 2014 | 2015 | 2016 | 2017 | 2018 | 2019 | Jan 20 - Dec 20 |
|----------------------------|-------|-------|-------|-------|-------|-------|-------|-------|-------|-------|-----------------|
| Crimes Against The Person | 2,066 | 2,144 | 2,023 | 1,938 | 1,933 | 2,116 | 1,988 | 2,089 | 2,122 | 2,208 | 2,850 |
| Crimes Against Property | 1,159 | 1,080 | 1,216 | 1,266 | 1,188 | 1,041 | 1,006 | 1,102 | 1,252 | 1,258 | 1,631 |
| Administration of Justice | 1,186 | 1,071 | 1,057 | 971 | 841 | 862 | 793 | 821 | 852 | 943 | 1,195 |
| Other Criminal Code | 481 | 433 | 407 | 384 | 340 | 401 | 385 | 410 | 470 | 577 | 672 |
| Criminal Code Traffic | 759 | 783 | 754 | 669 | 571 | 566 | 456 | 391 | 273 | 332 | 445 |
| Federal Statute | 2,926 | 2,582 | 2,520 | 2,255 | 1,769 | 1,705 | 1,716 | 1,730 | 1,359 | 1,114 | 1,376 |

**ONTARIO COURT OF JUSTICE CRIMINAL MODERNIZATION COMMITTEE
OLD CITY HALL DASHBOARD¹⁹**

PERCENTAGE OF DISPOSED CASES⁸ STARTING IN BAIL

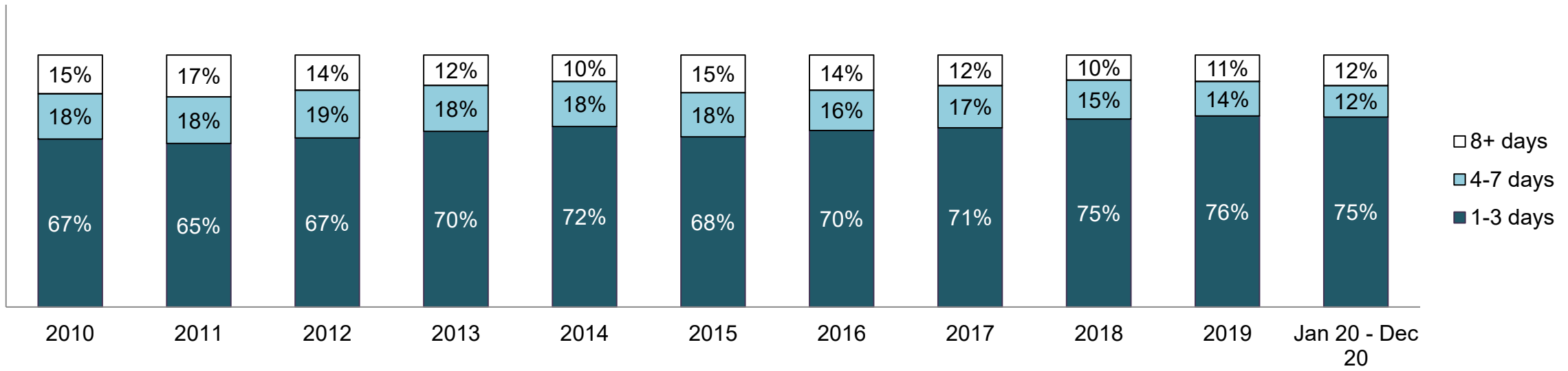


PERCENTAGE OF DISPOSED CASES⁸ STARTING IN BAIL BY BAIL OUTCOME

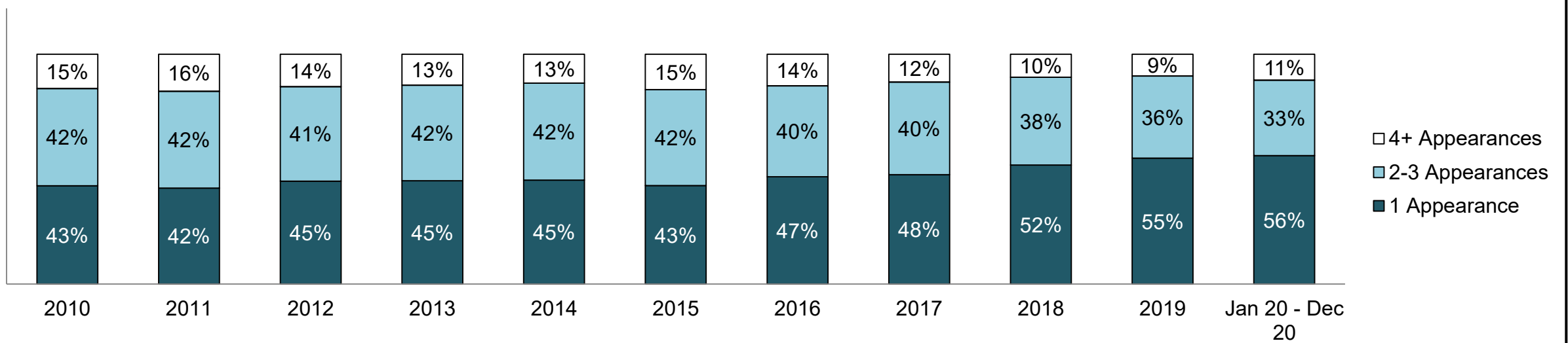


ONTARIO COURT OF JUSTICE CRIMINAL MODERNIZATION COMMITTEE OLD CITY HALL DASHBOARD¹⁹

PERCENTAGE OF BAIL CASES BY DAYS FROM FIRST BAIL APPEARANCE TO BAIL DISPOSITION

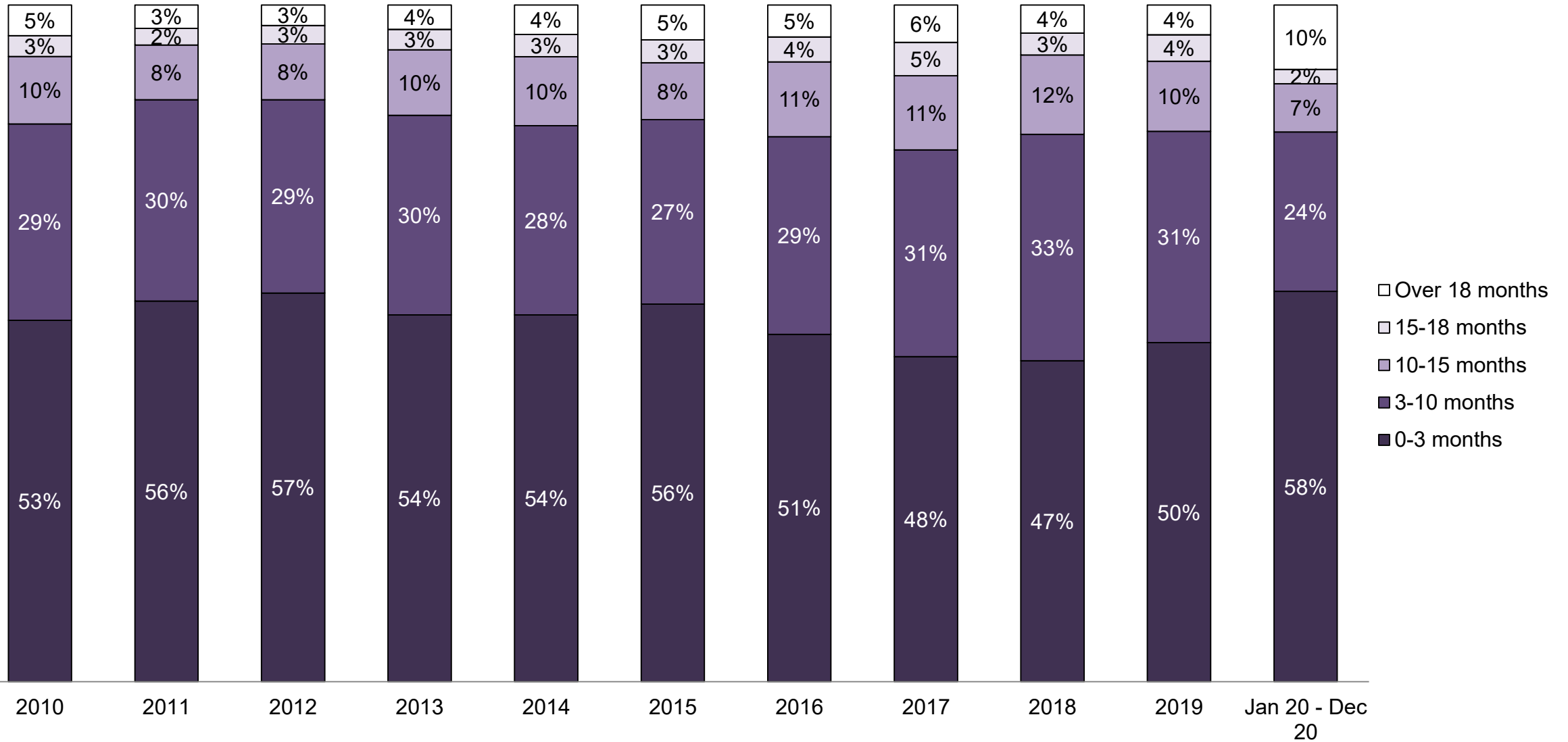


PERCENTAGE OF BAIL CASES BY NUMBER OF APPEARANCES FROM FIRST BAIL APPEARANCE TO BAIL DISPOSITION

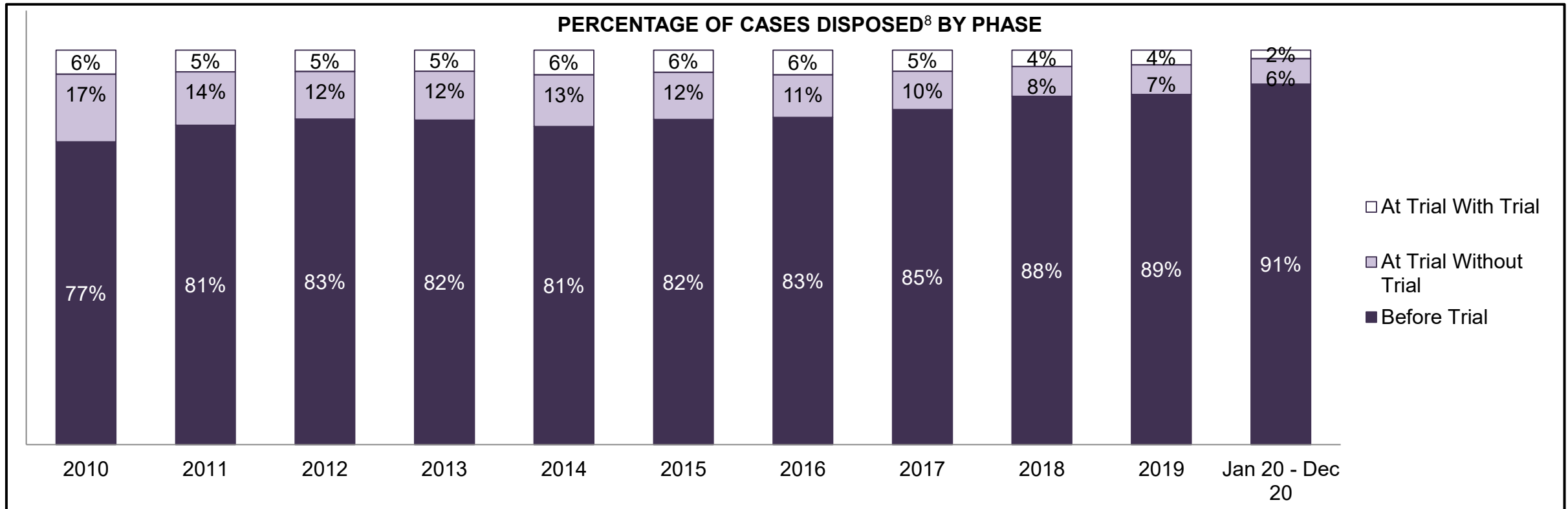


**ONTARIO COURT OF JUSTICE CRIMINAL MODERNIZATION COMMITTEE
OLD CITY HALL DASHBOARD¹⁹**

PERCENTAGE OF DISPOSED CASES⁸ BY MONTHS TO DISPOSITION¹⁰



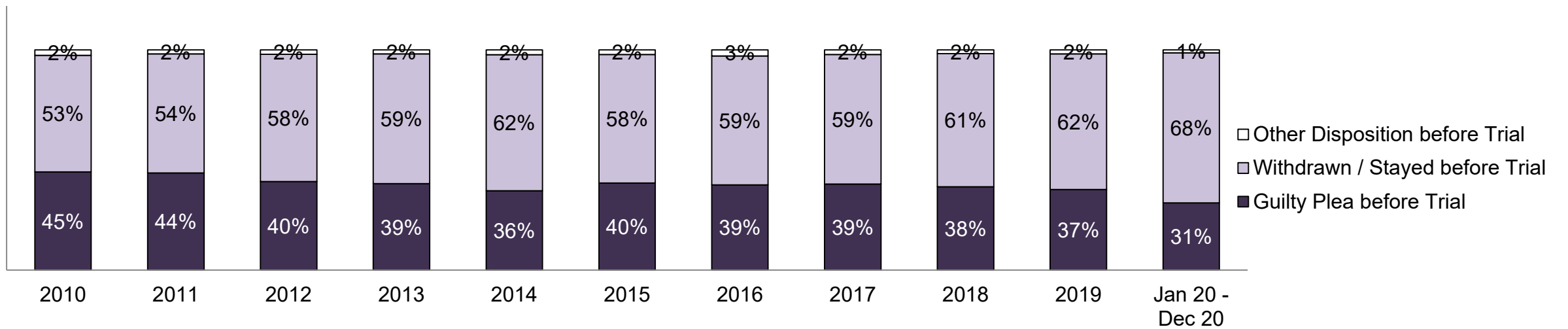
**ONTARIO COURT OF JUSTICE CRIMINAL MODERNIZATION COMMITTEE
OLD CITY HALL DASHBOARD¹⁹**



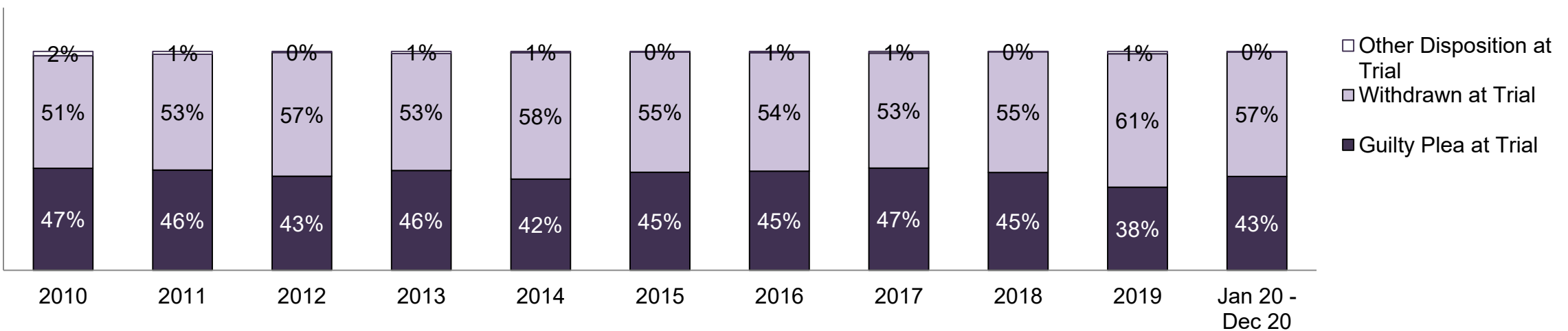
| Cases Disposed⁸ by Phase and Percentage of In-Custody¹¹, Out-of-Custody¹² Cases at Case Disposition | | | | | | | | | | | |
|---|-------------|-------------|-------------|-------------|-------------|-------------|-------------|-------------|-------------|-------------|------------------------|
| Phases | 2010 | 2011 | 2012 | 2013 | 2014 | 2015 | 2016 | 2017 | 2018 | 2019 | Jan 20 - Dec 20 |
| At Trial With Trial | 967 | 896 | 928 | 795 | 818 | 648 | 674 | 616 | 456 | 373 | 146 |
| In-Custody | 17% | 19% | 20% | 20% | 20% | 19% | 16% | 19% | 16% | 20% | 20% |
| Out-of-Custody | 83% | 81% | 80% | 80% | 80% | 81% | 84% | 81% | 84% | 80% | 80% |
| At Trial Without Trial | 2,738 | 2,210 | 2,056 | 1,841 | 1,709 | 1,373 | 1,166 | 1,116 | 831 | 742 | 436 |
| In-Custody | 16% | 16% | 17% | 18% | 17% | 18% | 17% | 21% | 18% | 23% | 22% |
| Out-of-Custody | 84% | 84% | 83% | 82% | 83% | 82% | 83% | 79% | 82% | 77% | 78% |
| Before Trial | 12,233 | 13,197 | 14,117 | 12,246 | 10,526 | 9,485 | 8,963 | 9,770 | 9,734 | 8,834 | 6,173 |
| In-Custody | 27% | 27% | 24% | 25% | 24% | 26% | 27% | 31% | 29% | 28% | 26% |
| Out-of-Custody | 73% | 73% | 76% | 75% | 76% | 74% | 73% | 69% | 71% | 72% | 74% |

ONTARIO COURT OF JUSTICE CRIMINAL MODERNIZATION COMMITTEE OLD CITY HALL DASHBOARD¹⁹

PERCENTAGE OF CASES DISPOSED⁸ BEFORE TRIAL BY OUTCOME

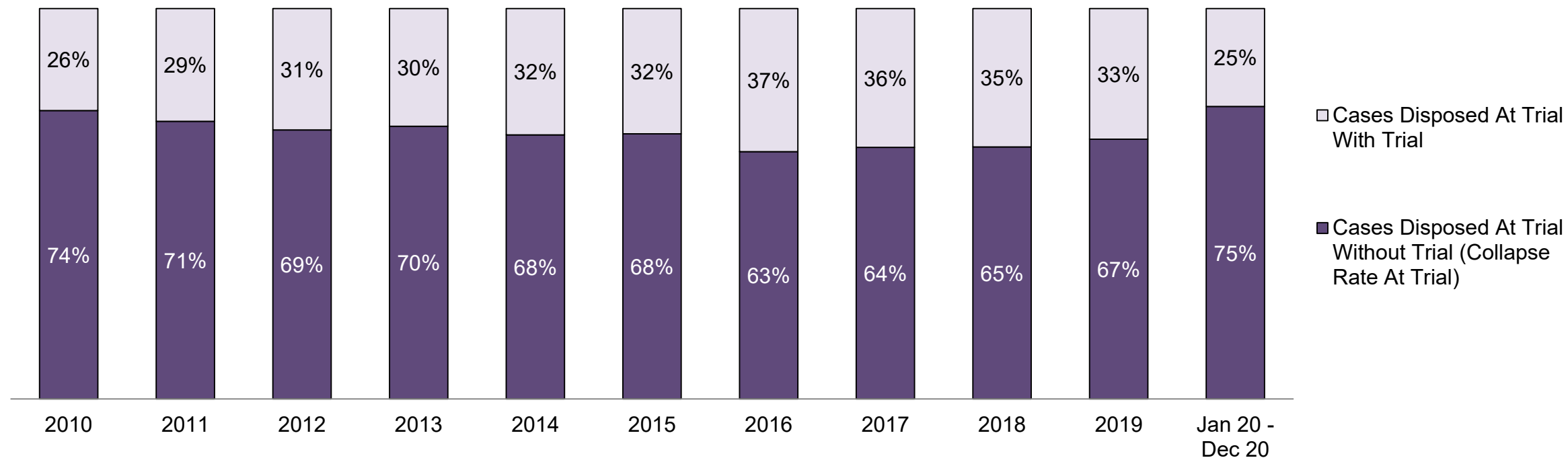


PERCENTAGE OF CASES DISPOSED⁸ AT TRIAL WITHOUT TRIAL (CASES COLLAPSED AT TRIAL) BY OUTCOME



ONTARIO COURT OF JUSTICE CRIMINAL MODERNIZATION COMMITTEE OLD CITY HALL DASHBOARD¹⁹

PERCENTAGE OF CASES DISPOSED⁸ BY PHASE FOR CASES SET FOR TRIAL¹³

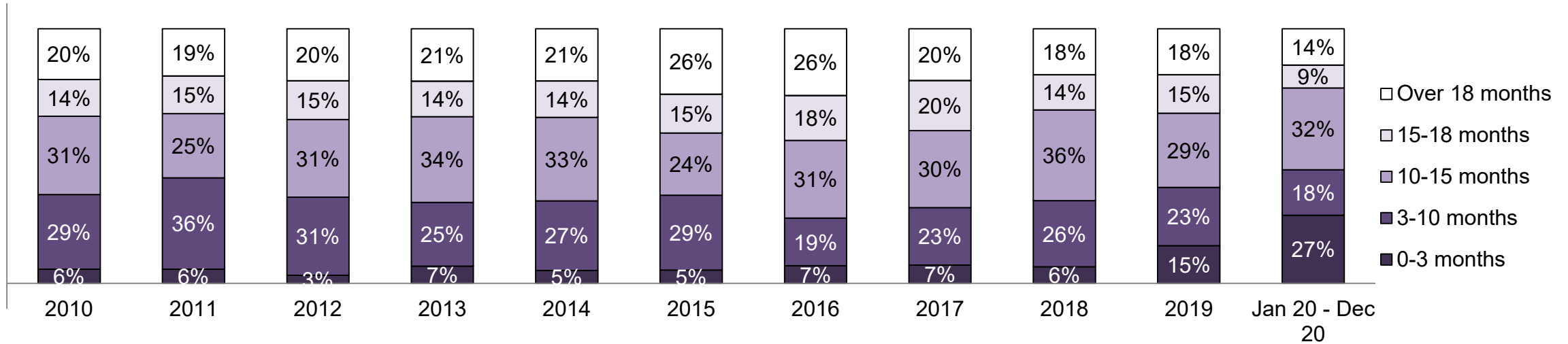


Percentage of Cases Disposed⁸ At Trial Without Trial (Collapse Rate At Trial²) by Offence Group At Disposition

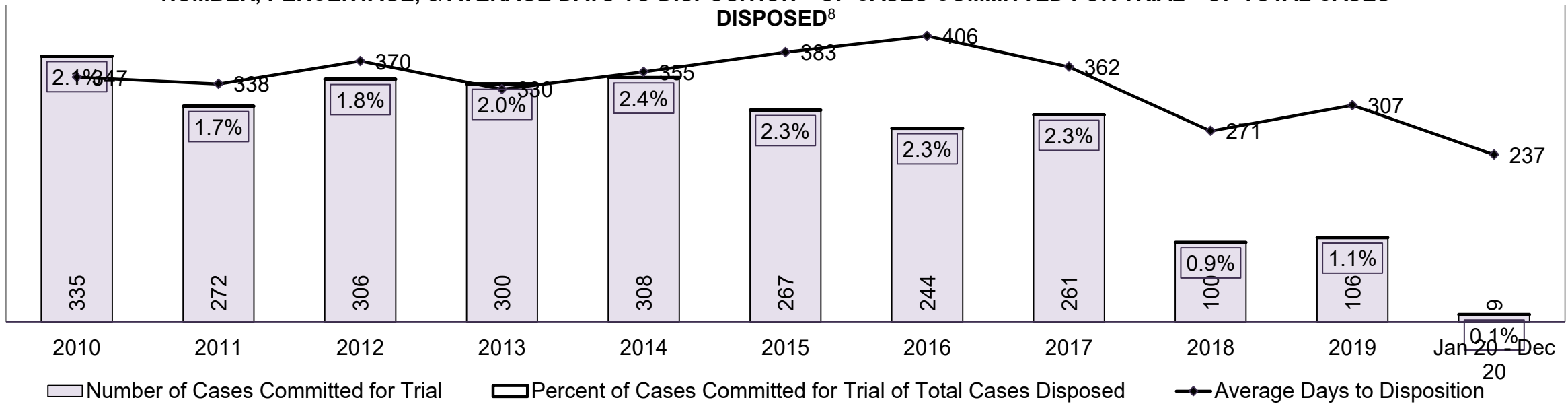
| Offence Group at Disposition ¹⁴ | 2010 | 2011 | 2012 | 2013 | 2014 | 2015 | 2016 | 2017 | 2018 | 2019 | Jan 20 - Dec 20 |
|--|-------------|-------------|-------------|-------------|-------------|-------------|-------------|-------------|-------------|-------------|-----------------|
| Crimes Against The Person | 29% | 28% | 30% | 27% | 28% | 33% | 34% | 35% | 40% | 37% | 41% |
| Crimes Against Property | 8% | 10% | 8% | 9% | 9% | 10% | 7% | 7% | 8% | 8% | 7% |
| Administration of Justice | 12% | 13% | 13% | 12% | 11% | 10% | 10% | 9% | 9% | 8% | 9% |
| Other Criminal Code | 6% | 6% | 6% | 7% | 6% | 8% | 8% | 8% | 8% | 10% | 13% |
| Criminal Code Traffic | 17% | 14% | 16% | 16% | 15% | 14% | 15% | 12% | 14% | 12% | 10% |
| Federal Statute | 26% | 29% | 27% | 30% | 31% | 25% | 26% | 29% | 20% | 25% | 19% |
| Total | 100% | 100% | 100% | 100% | 100% | 100% | 100% | 100% | 100% | 100% | 100% |

ONTARIO COURT OF JUSTICE CRIMINAL MODERNIZATION COMMITTEE OLD CITY HALL DASHBOARD¹⁹

PERCENTAGE OF CASES DISPOSED⁸ AT TRIAL WITH TRIAL BY MONTHS TO DISPOSITION¹⁰

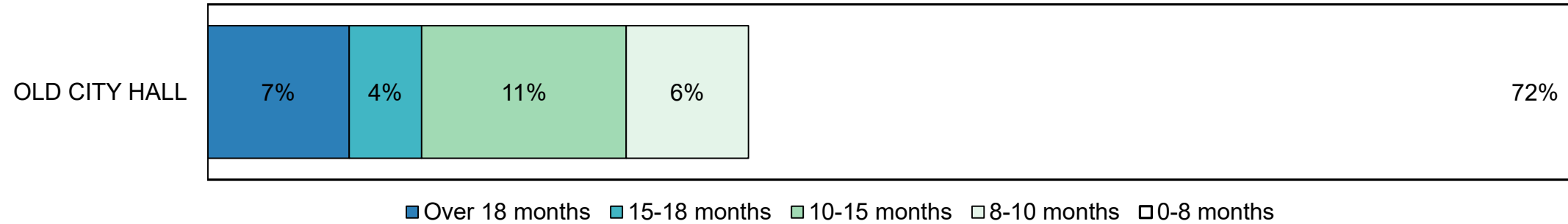


NUMBER, PERCENTAGE, & AVERAGE DAYS TO DISPOSITION¹⁵ OF CASES COMMITTED FOR TRIAL¹⁶ OF TOTAL CASES DISPOSED⁸



**ONTARIO COURT OF JUSTICE CRIMINAL MODERNIZATION COMMITTEE
 OLD CITY HALL DASHBOARD¹⁹
 CASES PENDING AS OF DECEMBER 31, 2020**

PERCENTAGE OF PENDING CASES³ BY PENDING AGE⁶



| Pending Cases³ by Pending Age⁶ and Percentage of Pending Cases In-Custody¹⁷ and Out-of-Custody¹⁸ | | | | | | |
|---|-----------------------|---------------------|---------------------|--------------------|-------------------|--------------|
| Court Location | Over 18 months | 15-18 months | 10-15 months | 8-10 months | 0-8 months | Total |
| OLD CITY HALL | 608 | 311 | 878 | 524 | 5,848 | 8,169 |
| In-Custody | 23% | 20% | 22% | 23% | 17% | 19% |
| Out-of-Custody | 77% | 80% | 78% | 77% | 83% | 81% |

PENDING CASES³ BY PHASE: 15-18 MONTHS⁶



PENDING CASES³ BY PHASE: OVER 18 MONTHS⁶



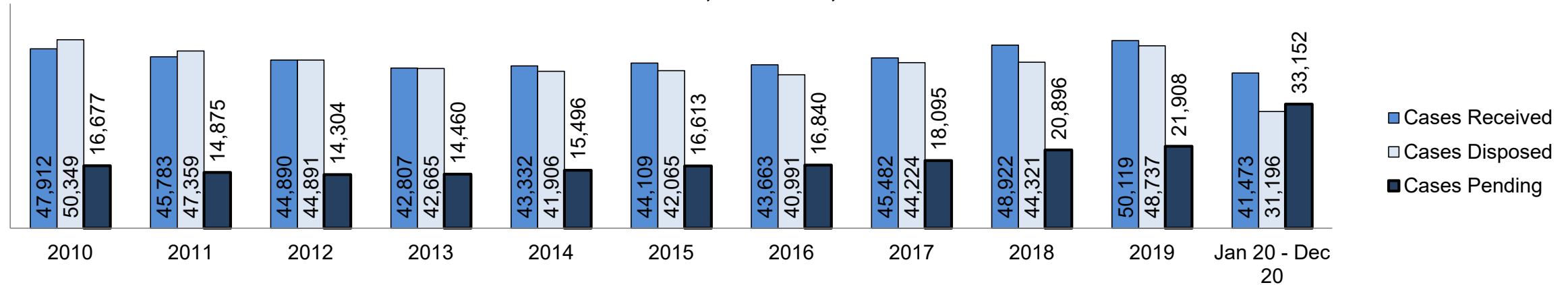
**ONTARIO COURT OF JUSTICE CRIMINAL MODERNIZATION COMMITTEE
WEST DASHBOARD¹⁹**

| Key Metric | | Jan 20 - Dec 20 | | 2014 Baseline Regional Median* | Change from 2014 Regional Median | |
|------------------------------------|---|-------------------------------------|--------------------|-----------------------------------|-------------------------------------|--------|
| | | Percent | Cases ¹ | | | |
| Bail | Disposed cases that began in the Bail Phase | | 45.1% | 14,076 | 43.4% | 1.7% |
| | Bail cases with a bail outcome (release order or detention order) | Total | 58.3% | 8,200 | 56.6% | 1.7% |
| | | Bail Disposition with 1 appearance | 62.1% | 5,094 | 55.6% | 6.5% |
| | | Bail Disposition in 1-3 days | 72.9% | 5,976 | 73.8% | -0.9% |
| | Bail cases with no bail disposition but with a case disposition | Total | 41.7% | 5,876 | 43.4% | -1.7% |
| | | Case disposition in 1-3 appearances | 16.0% | 943 | 29.1% | -13.1% |
| | | Case disposition in 0-3 months | 68.4% | 4,022 | 80.6% | -12.2% |
| Case disposition rate before trial | | 96.0% | 5,642 | 92.5% | 3.5% | |
| Before Trial | Disposition rate (includes bail cases with case dispositions) | | 92.4% | 28,818 | 88.0% | 4.4% |
| | Disposed within 1-3 appearances (net of bench warrant cases) | | 33.6% | 5,388 | 38.8% | -5.2% |
| | Disposed within 0-3 months (net of bench warrant cases) | | 60.8% | 9,731 | 65.0% | -4.2% |
| Trial | Collapse Rate at Trial ² | | 62.7% | 1,491 | 62.8% | -0.1% |

| Cases Pending ³ as of December 31, 2020 | | Percent | Cases ¹ | Cases in the Pre-Trial Phase ⁴ | Cases in the Trial Phase ⁵ (including preliminary hearing) |
|--|----------------|---------------|--------------------|--|--|
| Age of All Pending Cases⁶ | 0-8 months | 77.5% | 25,683 | 25,508 | 175 |
| | 8-10 months | 7.0% | 2,324 | 2,182 | 142 |
| | 10-15 months | 8.4% | 2,774 | 2,417 | 357 |
| | 15-18 months | 2.7% | 895 | 637 | 258 |
| | Over 18 months | 4.5% | 1,476 | 728 | 748 |
| Total | | 100.0% | 33,152 | 31,472 | 1,680 |

ONTARIO COURT OF JUSTICE CRIMINAL MODERNIZATION COMMITTEE WEST DASHBOARD¹⁹

CASES RECEIVED⁷, DISPOSED⁸, AND PENDING³



Cases Received⁷ by Offence Group

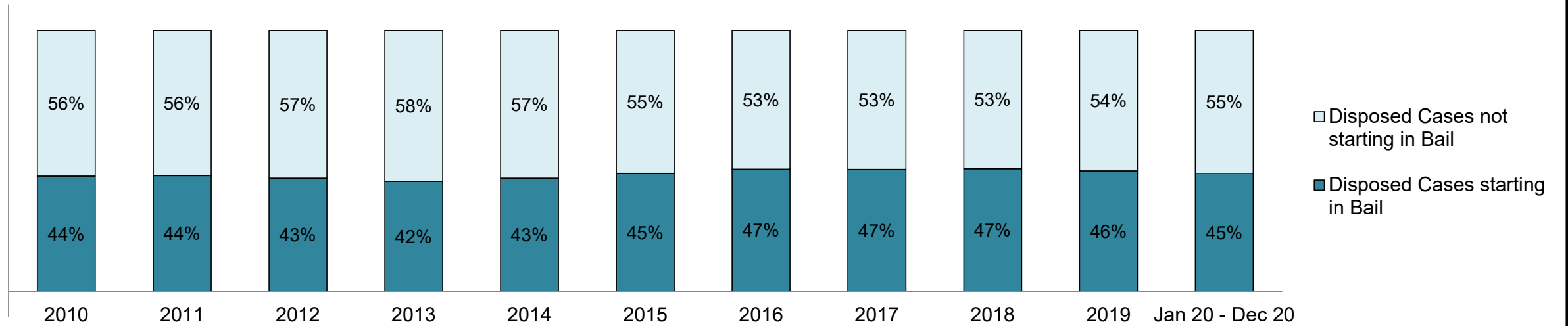
| Offence Group ⁹ | 2010 | 2011 | 2012 | 2013 | 2014 | 2015 | 2016 | 2017 | 2018 | 2019 | Jan 20 - Dec 20 |
|----------------------------|--------|--------|--------|--------|--------|--------|--------|--------|--------|--------|-----------------|
| Crimes Against The Person | 11,427 | 10,930 | 10,487 | 9,422 | 9,085 | 9,200 | 9,395 | 9,977 | 11,228 | 11,532 | 11,372 |
| Crimes Against Property | 11,160 | 10,420 | 10,053 | 9,181 | 9,752 | 9,840 | 10,027 | 10,684 | 11,888 | 12,556 | 9,851 |
| Administration of Justice | 13,561 | 13,412 | 14,009 | 13,705 | 14,925 | 15,535 | 15,425 | 16,206 | 17,006 | 16,875 | 11,392 |
| Other Criminal Code | 2,334 | 2,378 | 2,291 | 2,361 | 1,945 | 2,160 | 2,253 | 2,350 | 2,539 | 2,718 | 2,422 |
| Criminal Code Traffic | 3,524 | 3,418 | 3,265 | 3,155 | 3,093 | 3,024 | 2,915 | 2,857 | 3,029 | 3,519 | 3,519 |
| Federal Statute | 5,906 | 5,225 | 4,785 | 4,983 | 4,532 | 4,350 | 3,648 | 3,408 | 3,232 | 2,919 | 2,917 |

Cases Pending³ by Offence Group

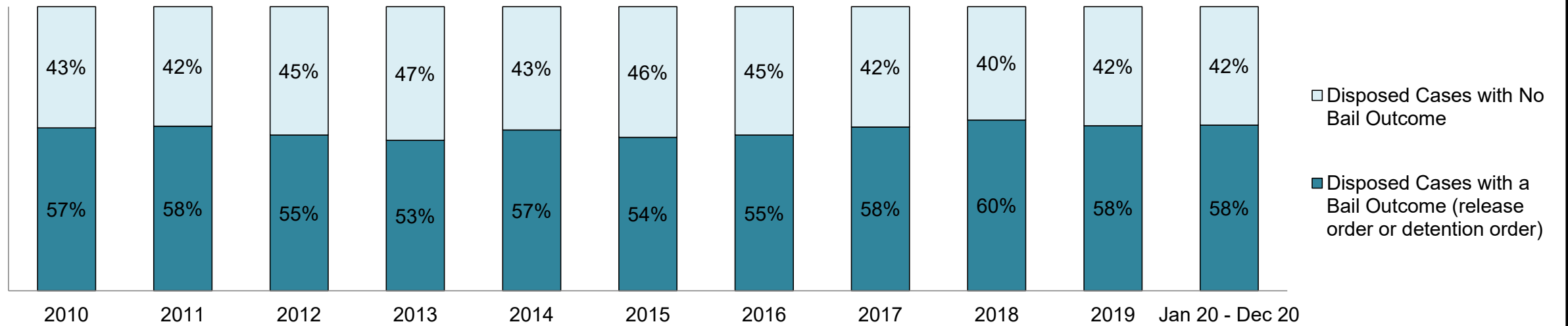
| Offence Group ⁹ | 2010 | 2011 | 2012 | 2013 | 2014 | 2015 | 2016 | 2017 | 2018 | 2019 | Jan 20 - Dec 20 |
|----------------------------|-------|-------|-------|-------|-------|-------|-------|-------|-------|-------|-----------------|
| Crimes Against The Person | 5,112 | 4,460 | 4,292 | 4,030 | 4,202 | 4,597 | 4,660 | 5,155 | 6,158 | 6,644 | 10,045 |
| Crimes Against Property | 3,426 | 3,127 | 2,935 | 2,979 | 3,346 | 3,636 | 3,717 | 4,220 | 5,088 | 5,146 | 7,645 |
| Administration of Justice | 3,017 | 2,736 | 2,960 | 3,078 | 3,569 | 3,851 | 4,059 | 4,493 | 5,217 | 5,266 | 7,929 |
| Other Criminal Code | 972 | 882 | 909 | 985 | 896 | 968 | 1,059 | 1,068 | 1,271 | 1,342 | 2,115 |
| Criminal Code Traffic | 1,573 | 1,398 | 1,289 | 1,258 | 1,373 | 1,437 | 1,484 | 1,456 | 1,564 | 1,802 | 3,190 |
| Federal Statute | 2,577 | 2,272 | 1,919 | 2,130 | 2,110 | 2,124 | 1,861 | 1,703 | 1,598 | 1,708 | 2,226 |

**ONTARIO COURT OF JUSTICE CRIMINAL MODERNIZATION COMMITTEE
WEST DASHBOARD¹⁹**

PERCENTAGE OF DISPOSED CASES⁸ STARTING IN BAIL

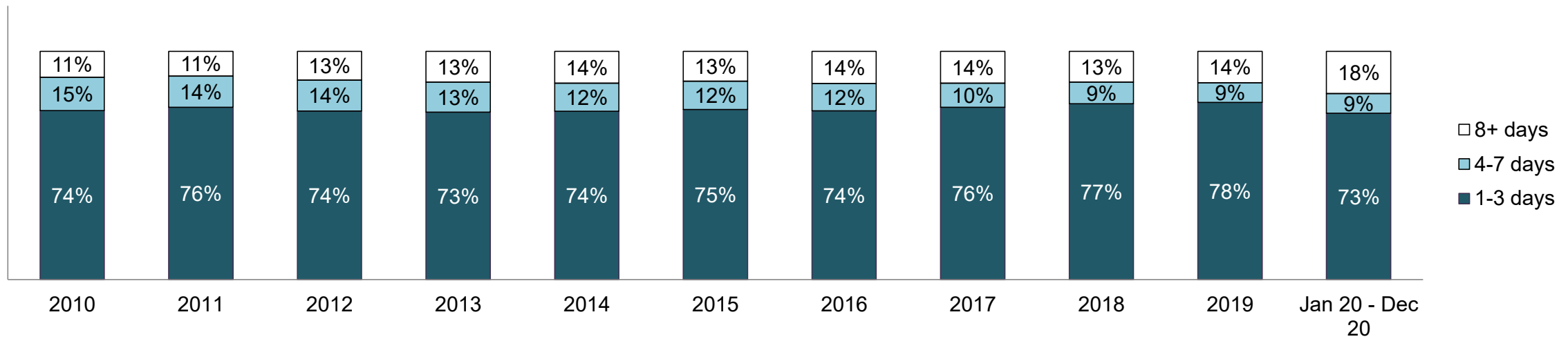


PERCENTAGE OF DISPOSED CASES⁸ STARTING IN BAIL BY BAIL OUTCOME

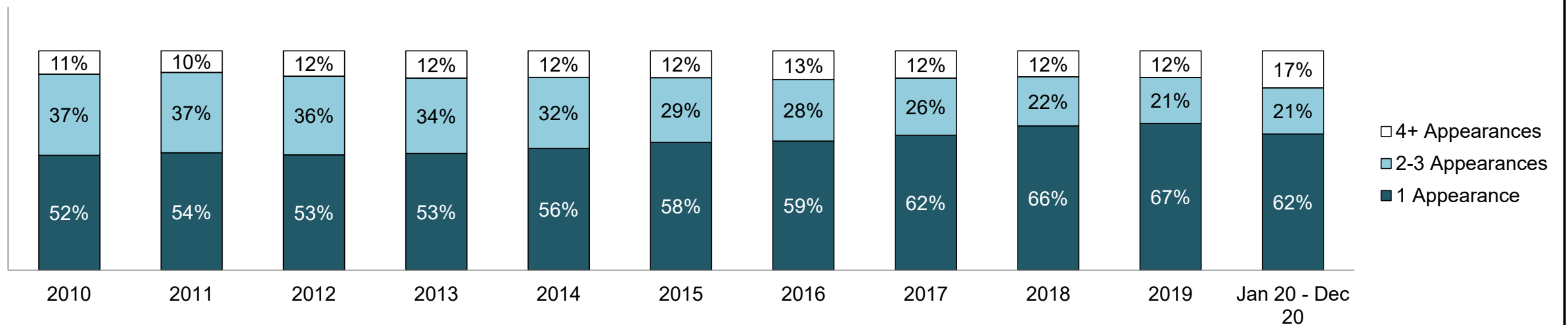


ONTARIO COURT OF JUSTICE CRIMINAL MODERNIZATION COMMITTEE WEST DASHBOARD¹⁹

PERCENTAGE OF BAIL CASES BY DAYS FROM FIRST BAIL APPEARANCE TO BAIL DISPOSITION

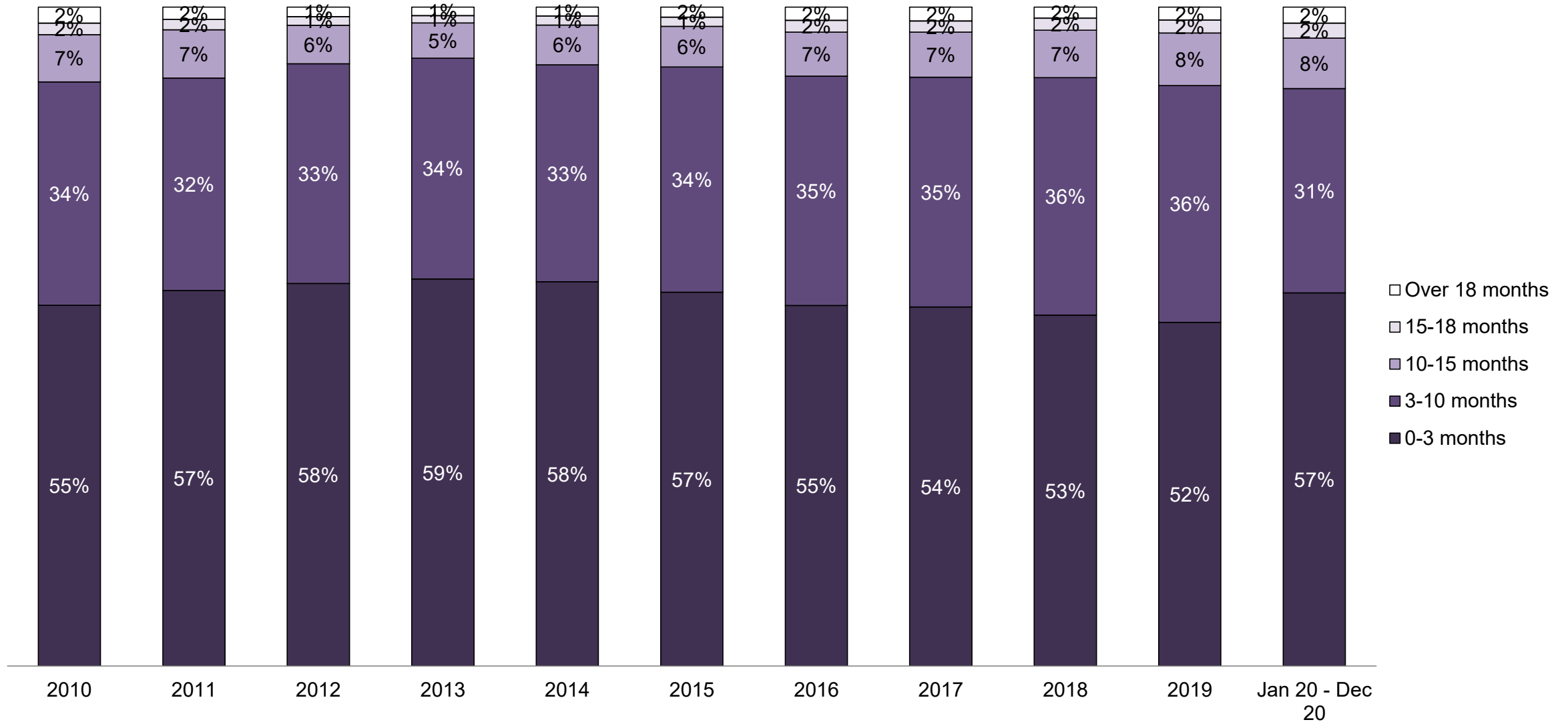


PERCENTAGE OF BAIL CASES BY NUMBER OF APPEARANCES FROM FIRST BAIL APPEARANCE TO BAIL DISPOSITION

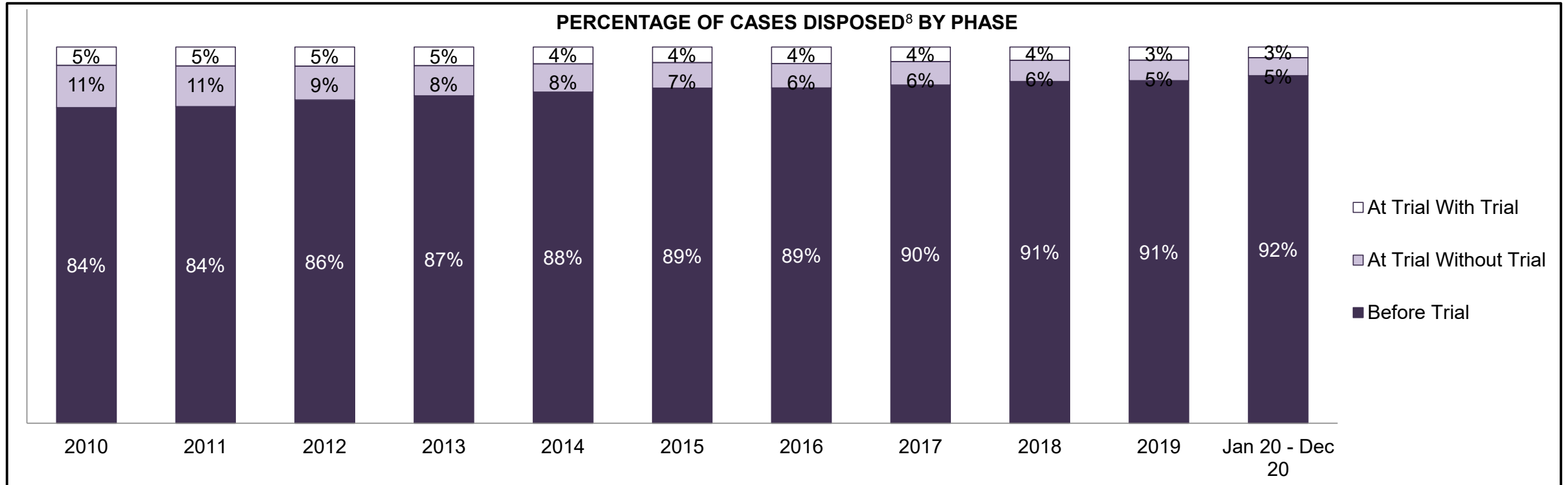


**ONTARIO COURT OF JUSTICE CRIMINAL MODERNIZATION COMMITTEE
WEST DASHBOARD¹⁹**

PERCENTAGE OF DISPOSED CASES⁸ BY MONTHS TO DISPOSITION¹⁰



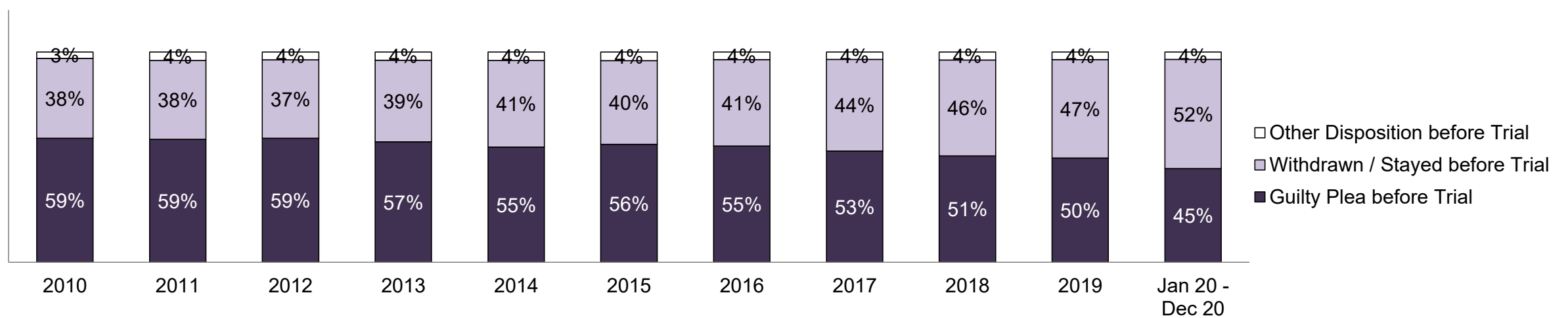
ONTARIO COURT OF JUSTICE CRIMINAL MODERNIZATION COMMITTEE WEST DASHBOARD¹⁹



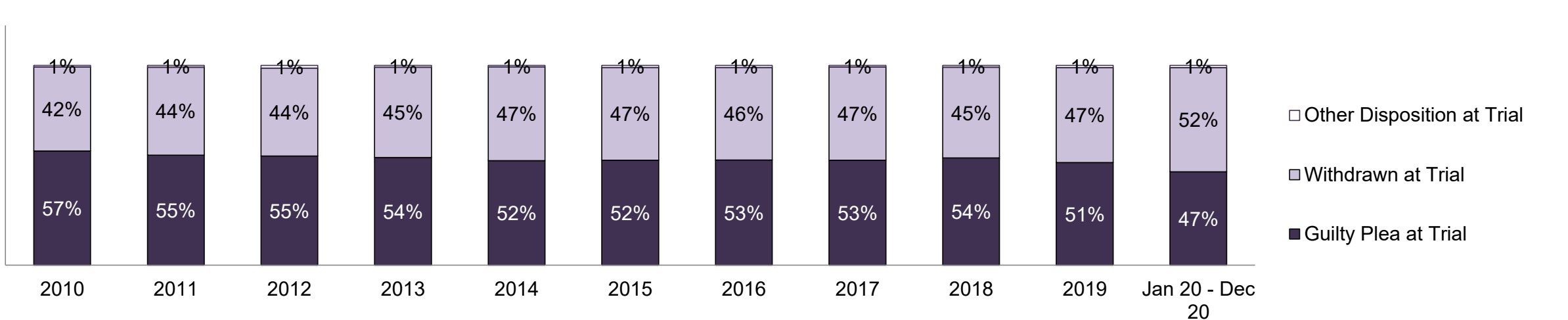
| Cases Disposed ⁸ by Phase and Percentage of In-Custody ¹¹ , Out-of-Custody ¹² Cases at Case Disposition | | | | | | | | | | | |
|--|--------|--------|--------|--------|--------|--------|--------|--------|--------|--------|-----------------|
| Phases | 2010 | 2011 | 2012 | 2013 | 2014 | 2015 | 2016 | 2017 | 2018 | 2019 | Jan 20 - Dec 20 |
| At Trial With Trial | 2,438 | 2,395 | 2,295 | 2,132 | 1,867 | 1,757 | 1,811 | 1,717 | 1,561 | 1,700 | 887 |
| In-Custody | 15% | 14% | 15% | 14% | 14% | 15% | 14% | 11% | 13% | 13% | 12% |
| Out-of-Custody | 85% | 86% | 85% | 86% | 86% | 85% | 86% | 89% | 87% | 87% | 88% |
| At Trial Without Trial | 5,672 | 5,120 | 4,032 | 3,398 | 3,149 | 2,850 | 2,648 | 2,755 | 2,502 | 2,651 | 1,491 |
| In-Custody | 13% | 13% | 13% | 14% | 15% | 15% | 14% | 15% | 14% | 12% | 12% |
| Out-of-Custody | 87% | 87% | 87% | 86% | 85% | 85% | 86% | 85% | 86% | 88% | 88% |
| Before Trial | 42,239 | 39,844 | 38,564 | 37,135 | 36,890 | 37,458 | 36,532 | 39,752 | 40,258 | 44,386 | 28,818 |
| In-Custody | 22% | 22% | 23% | 23% | 21% | 23% | 24% | 22% | 21% | 21% | 21% |
| Out-of-Custody | 78% | 78% | 77% | 77% | 79% | 77% | 76% | 78% | 79% | 79% | 79% |

ONTARIO COURT OF JUSTICE CRIMINAL MODERNIZATION COMMITTEE WEST DASHBOARD¹⁹

PERCENTAGE OF CASES DISPOSED⁸ BEFORE TRIAL BY OUTCOME

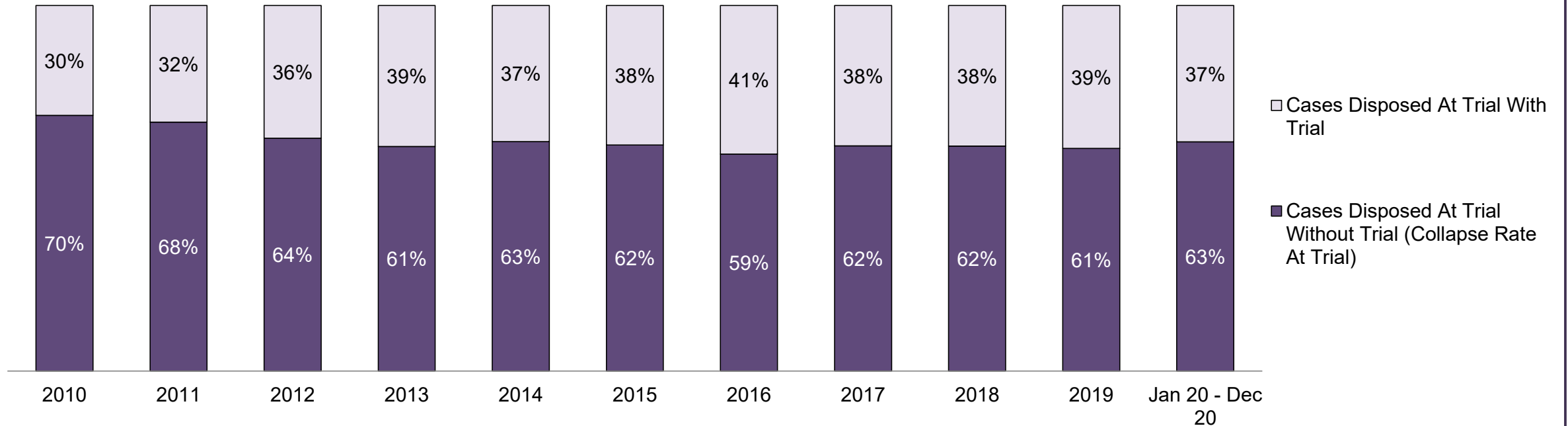


PERCENTAGE OF CASES DISPOSED⁸ AT TRIAL WITHOUT TRIAL (CASES COLLAPSED AT TRIAL) BY OUTCOME



**ONTARIO COURT OF JUSTICE CRIMINAL MODERNIZATION COMMITTEE
WEST DASHBOARD¹⁹**

PERCENTAGE OF CASES DISPOSED⁸ BY PHASE FOR CASES SET FOR TRIAL¹³

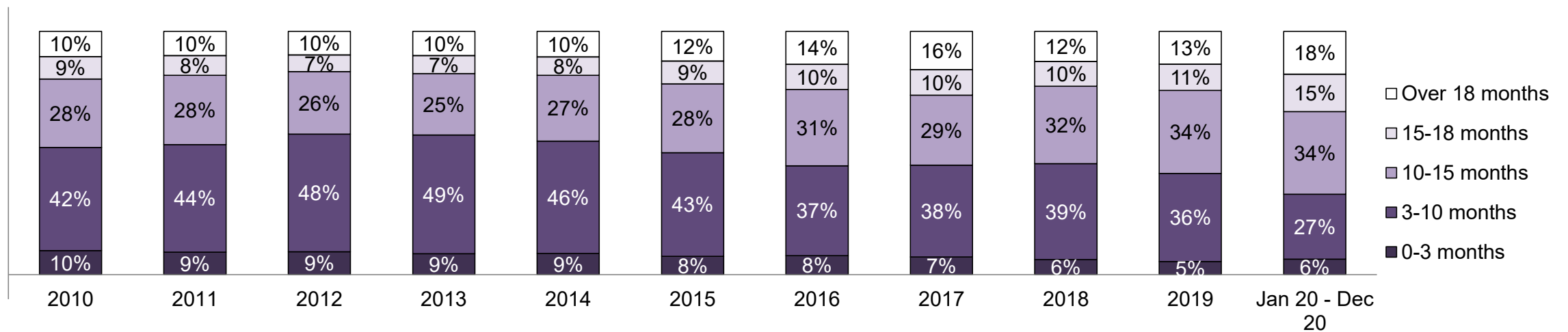


Percentage of Cases Disposed⁸ At Trial Without Trial (Collapse Rate At Trial²) by Offence Group At Disposition

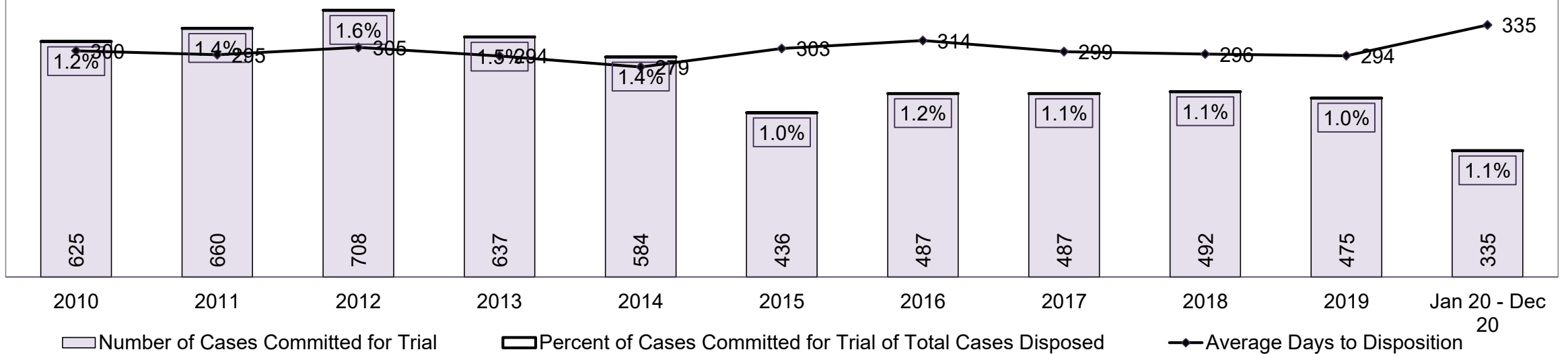
| Offence Group at Disposition ¹⁴ | 2010 | 2011 | 2012 | 2013 | 2014 | 2015 | 2016 | 2017 | 2018 | 2019 | Jan 20 - Dec 20 |
|--|-------------|-------------|-------------|-------------|-------------|-------------|-------------|-------------|-------------|-------------|-----------------|
| Crimes Against The Person | 40% | 42% | 43% | 43% | 41% | 40% | 43% | 42% | 45% | 48% | 48% |
| Crimes Against Property | 14% | 13% | 13% | 13% | 11% | 13% | 12% | 11% | 11% | 10% | 11% |
| Administration of Justice | 13% | 13% | 12% | 14% | 14% | 14% | 14% | 12% | 12% | 13% | 11% |
| Other Criminal Code | 6% | 7% | 6% | 6% | 8% | 6% | 7% | 7% | 7% | 7% | 7% |
| Criminal Code Traffic | 16% | 12% | 12% | 12% | 11% | 14% | 12% | 14% | 14% | 13% | 12% |
| Federal Statute | 11% | 13% | 14% | 12% | 15% | 12% | 13% | 13% | 11% | 9% | 11% |
| Total | 100% | 100% | 100% | 100% | 100% | 100% | 100% | 100% | 100% | 100% | 100% |

ONTARIO COURT OF JUSTICE CRIMINAL MODERNIZATION COMMITTEE WEST DASHBOARD¹⁹

PERCENTAGE OF CASES DISPOSED⁸ AT TRIAL WITH TRIAL BY MONTHS TO DISPOSITION¹⁰

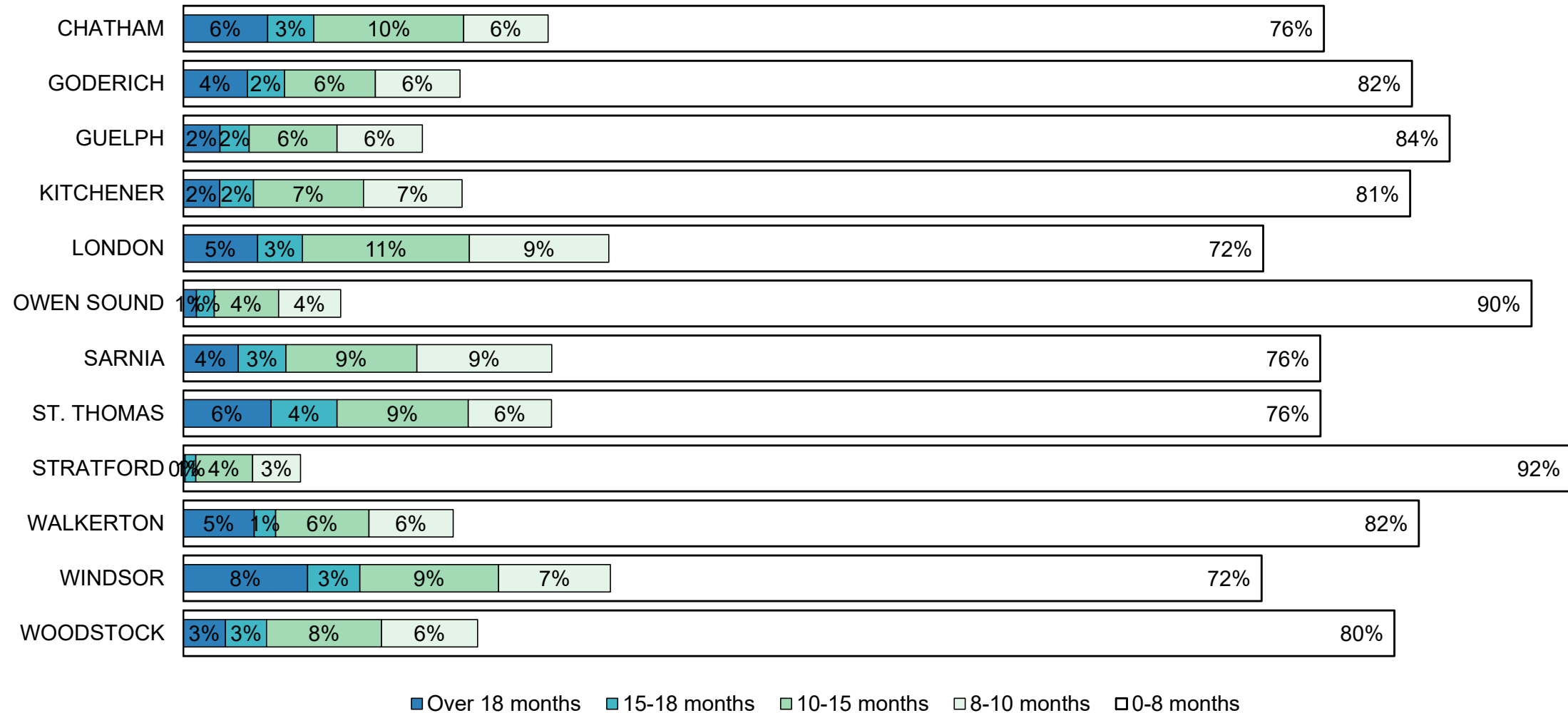


NUMBER, PERCENTAGE, & AVERAGE DAYS TO DISPOSITION¹⁵ OF CASES COMMITTED FOR TRIAL¹⁶ OF TOTAL CASES DISPOSED⁸



**ONTARIO COURT OF JUSTICE CRIMINAL MODERNIZATION COMMITTEE
WEST DASHBOARD¹⁹
CASES PENDING AS OF DECEMBER 31, 2020**

PERCENTAGE OF PENDING CASES³ BY PENDING AGE⁶

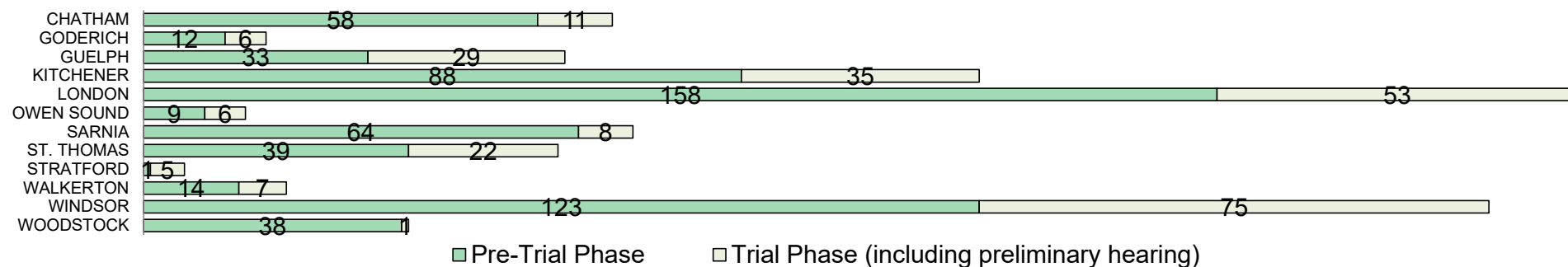


ONTARIO COURT OF JUSTICE CRIMINAL MODERNIZATION COMMITTEE
WEST DASHBOARD¹⁹
CASES PENDING AS OF DECEMBER 31, 2020

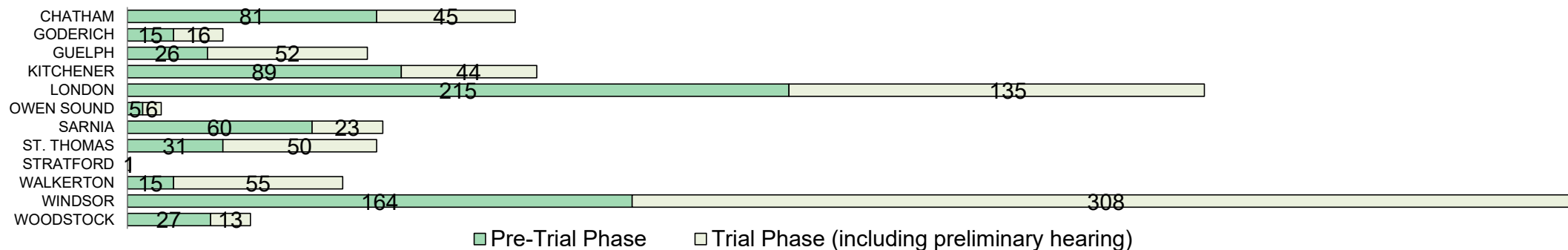
| Pending Cases ³ by Pending Age ⁶ and Percentage of Pending Cases In-Custody ¹⁷ and Out-of-Custody ¹⁸ | | | | | | |
|--|----------------|--------------|--------------|--------------|---------------|---------------|
| Location | Over 18 months | 15-18 months | 10-15 months | 8-10 months | 0-8 months | Total |
| WEST | 1,476 | 895 | 2,774 | 2,324 | 25,683 | 33,152 |
| In-Custody | 11% | 10% | 12% | 10% | 10% | 10% |
| Out-of-Custody | 89% | 90% | 88% | 90% | 90% | 90% |
| CHATHAM | 126 | 69 | 224 | 126 | 1,704 | 2,249 |
| GODERICH | 31 | 18 | 44 | 41 | 595 | 729 |
| GUELPH | 78 | 62 | 186 | 181 | 2,686 | 3,193 |
| KITCHENER | 133 | 123 | 400 | 359 | 4,467 | 5,482 |
| LONDON | 350 | 211 | 787 | 658 | 5,090 | 7,096 |
| OWEN SOUND | 11 | 15 | 54 | 52 | 1,131 | 1,263 |
| SARNIA | 83 | 72 | 198 | 204 | 1,719 | 2,276 |
| ST. THOMAS | 81 | 61 | 121 | 77 | 1,050 | 1,390 |
| STRATFORD | 1 | 6 | 32 | 27 | 781 | 847 |
| WALKERTON | 70 | 21 | 92 | 83 | 1,218 | 1,484 |
| WINDSOR | 472 | 198 | 527 | 425 | 4,094 | 5,716 |
| WOODSTOCK | 40 | 39 | 109 | 91 | 1,148 | 1,427 |

**ONTARIO COURT OF JUSTICE CRIMINAL MODERNIZATION COMMITTEE
WEST DASHBOARD¹⁹
CASES PENDING AS OF DECEMBER 31, 2020**

PENDING CASES³ BY PHASE: 15-18 MONTHS⁶



PENDING CASES³ BY PHASE: OVER 18 MONTHS⁶



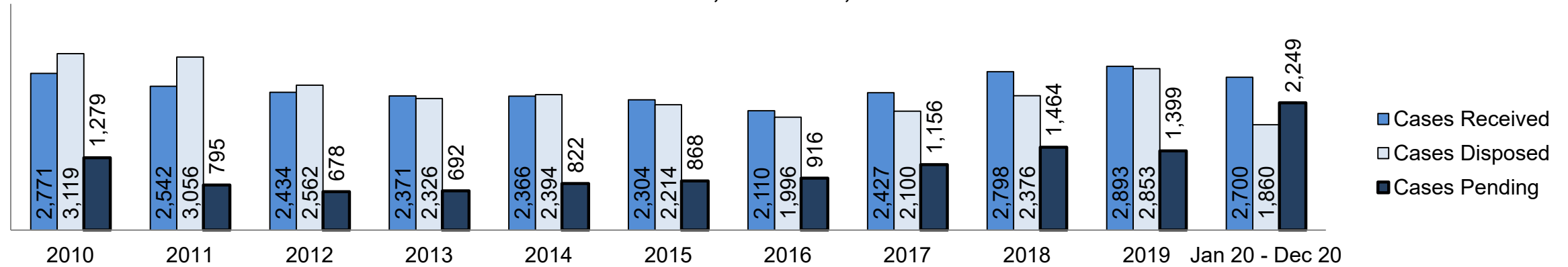
**ONTARIO COURT OF JUSTICE CRIMINAL MODERNIZATION COMMITTEE
CHATHAM DASHBOARD¹⁹**

| Key Metric | | Jan 20 - Dec 20 | | 2014 Baseline Median* | Change from 2014 Baseline Median | |
|------------------------------------|---|-------------------------------------|--------------------|-----------------------|----------------------------------|--------|
| | | Percent | Cases ¹ | | | |
| Bail | Disposed cases that began in the Bail Phase | | 50.9% | 946 | 42.6% | 8.3% |
| | Bail cases with a bail outcome (release order or detention order) | Total | 53.5% | 506 | 47.8% | 5.7% |
| | | Bail Disposition with 1 appearance | 56.9% | 288 | 48.8% | 8.1% |
| | | Bail Disposition in 1-3 days | 64.6% | 327 | 72.1% | -7.5% |
| | Bail cases with no bail disposition but with a case disposition | Total | 46.5% | 440 | 52.2% | -5.7% |
| | | Case disposition in 1-3 appearances | 9.5% | 42 | 35.3% | -25.7% |
| | | Case disposition in 0-3 months | 75.9% | 334 | 81.3% | -5.4% |
| Case disposition rate before trial | | 98.4% | 433 | 90.5% | 7.9% | |
| Before Trial | Disposition rate (includes bail cases with case dispositions) | | 93.1% | 1,732 | 82.9% | 10.2% |
| | Disposed within 1-3 appearances (net of bench warrant cases) | | 22.6% | 226 | 39.0% | -16.4% |
| | Disposed within 0-3 months (net of bench warrant cases) | | 62.7% | 627 | 67.5% | -4.8% |
| Trial | Collapse Rate at Trial ² | | 64.1% | 82 | 70.0% | -5.9% |

| Cases Pending ³ as of December 31, 2020 | | Percent | Cases ¹ | Cases in the Pre-Trial Phase ⁴ | Cases in the Trial Phase ⁵ (including preliminary hearing) |
|--|----------------|---------------|--------------------|---|---|
| Age of All Pending Cases ⁶ | 0-8 months | 75.8% | 1,704 | 1,692 | 12 |
| | 8-10 months | 5.6% | 126 | 116 | 10 |
| | 10-15 months | 10.0% | 224 | 210 | 14 |
| | 15-18 months | 3.1% | 69 | 58 | 11 |
| | Over 18 months | 5.6% | 126 | 81 | 45 |
| Total | | 100.0% | 2,249 | 2,157 | 92 |

ONTARIO COURT OF JUSTICE CRIMINAL MODERNIZATION COMMITTEE CHATHAM DASHBOARD¹⁹

CASES RECEIVED⁷, DISPOSED⁸, AND PENDING³



Cases Received⁷ by Offence Group

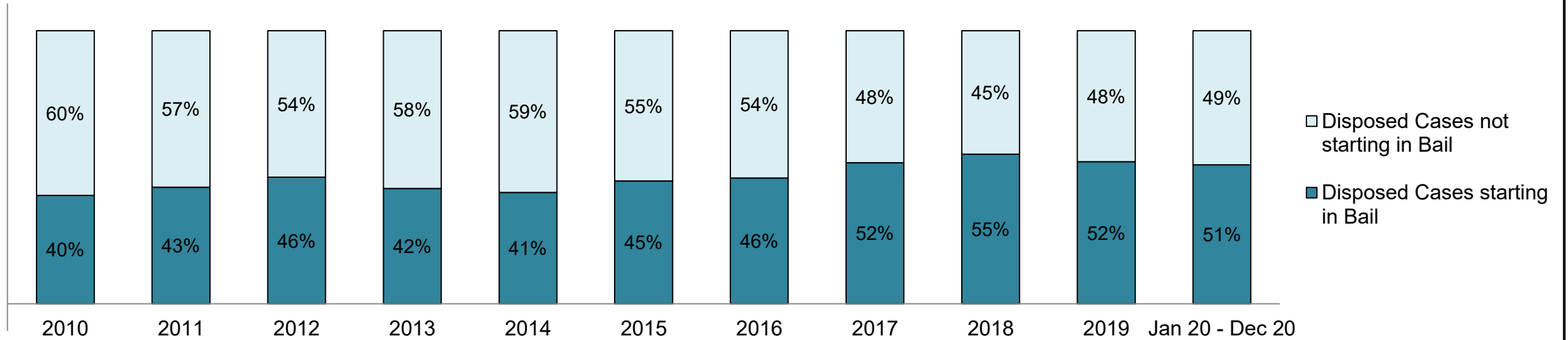
| Offence Group ⁹ | 2010 | 2011 | 2012 | 2013 | 2014 | 2015 | 2016 | 2017 | 2018 | 2019 | Jan 20 - Dec 20 |
|----------------------------|------|------|------|------|------|------|------|------|-------|-------|-----------------|
| Crimes Against The Person | 726 | 565 | 586 | 523 | 454 | 450 | 439 | 479 | 519 | 544 | 559 |
| Crimes Against Property | 636 | 532 | 496 | 569 | 607 | 478 | 521 | 549 | 680 | 615 | 629 |
| Administration of Justice | 733 | 854 | 831 | 756 | 805 | 831 | 746 | 962 | 1,131 | 1,213 | 869 |
| Other Criminal Code | 84 | 90 | 75 | 116 | 83 | 110 | 116 | 104 | 115 | 117 | 172 |
| Criminal Code Traffic | 182 | 177 | 167 | 125 | 156 | 142 | 118 | 122 | 127 | 147 | 170 |
| Federal Statute | 410 | 324 | 279 | 282 | 261 | 293 | 170 | 211 | 226 | 257 | 301 |

Cases Pending³ by Offence Group

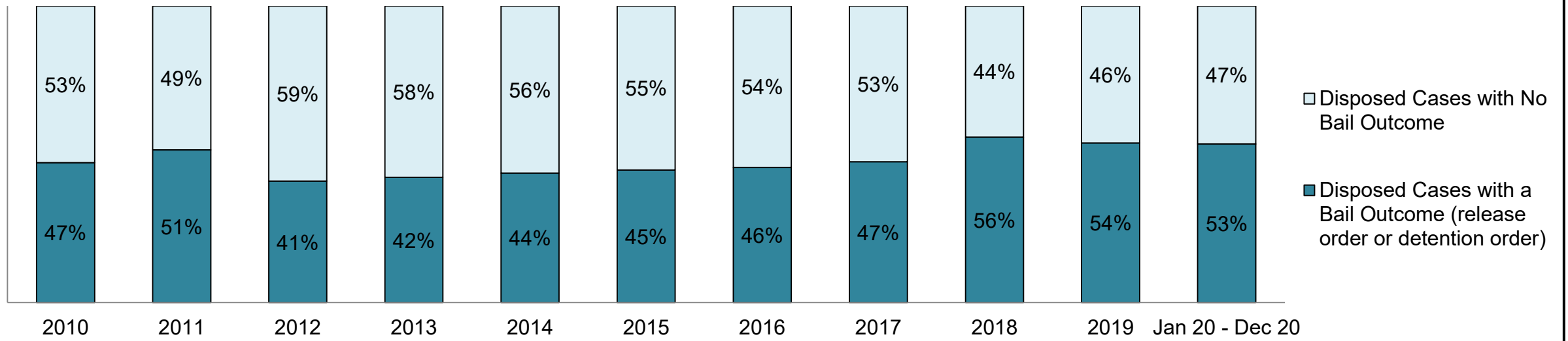
| Offence Group ⁹ | 2010 | 2011 | 2012 | 2013 | 2014 | 2015 | 2016 | 2017 | 2018 | 2019 | Jan 20 - Dec 20 |
|----------------------------|------|------|------|------|------|------|------|------|------|------|-----------------|
| Crimes Against The Person | 429 | 252 | 201 | 179 | 202 | 222 | 233 | 299 | 370 | 395 | 578 |
| Crimes Against Property | 247 | 159 | 140 | 167 | 215 | 191 | 228 | 265 | 345 | 264 | 550 |
| Administration of Justice | 190 | 119 | 132 | 116 | 184 | 190 | 207 | 328 | 427 | 413 | 683 |
| Other Criminal Code | 52 | 40 | 30 | 49 | 40 | 55 | 61 | 56 | 72 | 77 | 134 |
| Criminal Code Traffic | 123 | 86 | 67 | 52 | 65 | 72 | 74 | 82 | 99 | 97 | 154 |
| Federal Statute | 238 | 139 | 108 | 129 | 116 | 138 | 113 | 126 | 151 | 153 | 150 |

ONTARIO COURT OF JUSTICE CRIMINAL MODERNIZATION COMMITTEE CHATHAM DASHBOARD¹⁹

PERCENTAGE OF DISPOSED CASES⁸ STARTING IN BAIL

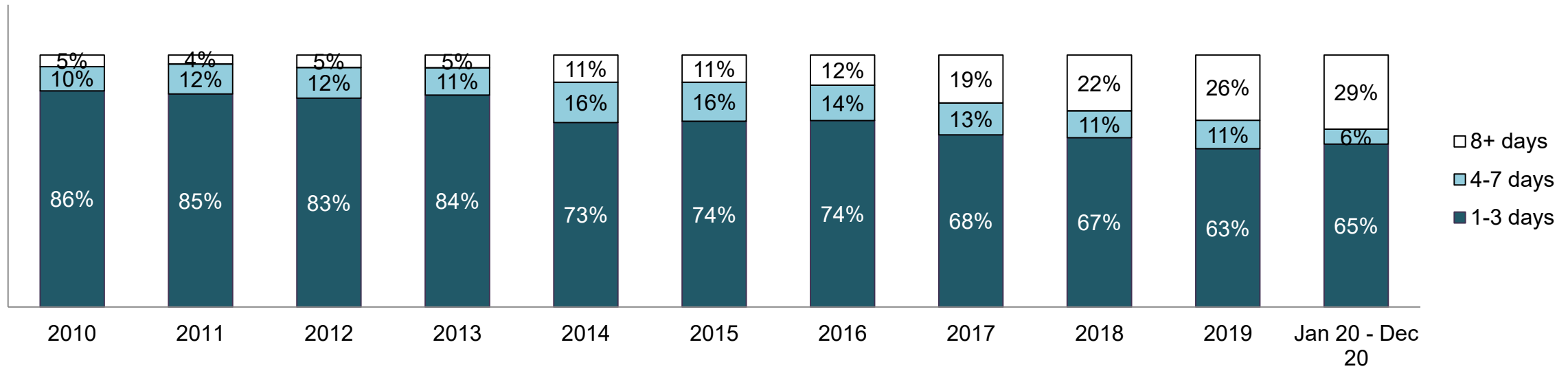


PERCENTAGE OF DISPOSED CASES⁸ STARTING IN BAIL BY BAIL OUTCOME

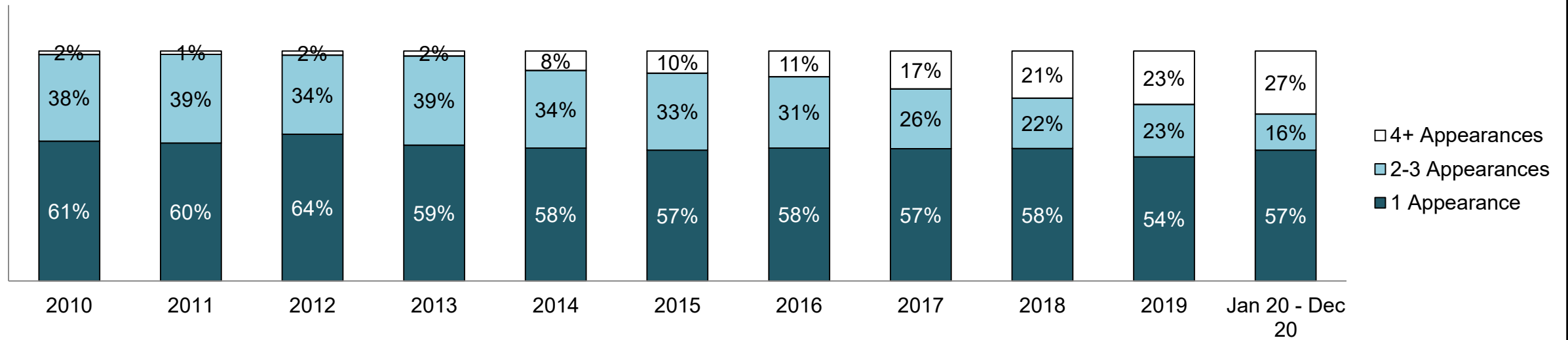


ONTARIO COURT OF JUSTICE CRIMINAL MODERNIZATION COMMITTEE CHATHAM DASHBOARD¹⁹

PERCENTAGE OF BAIL CASES BY DAYS FROM FIRST BAIL APPEARANCE TO BAIL DISPOSITION

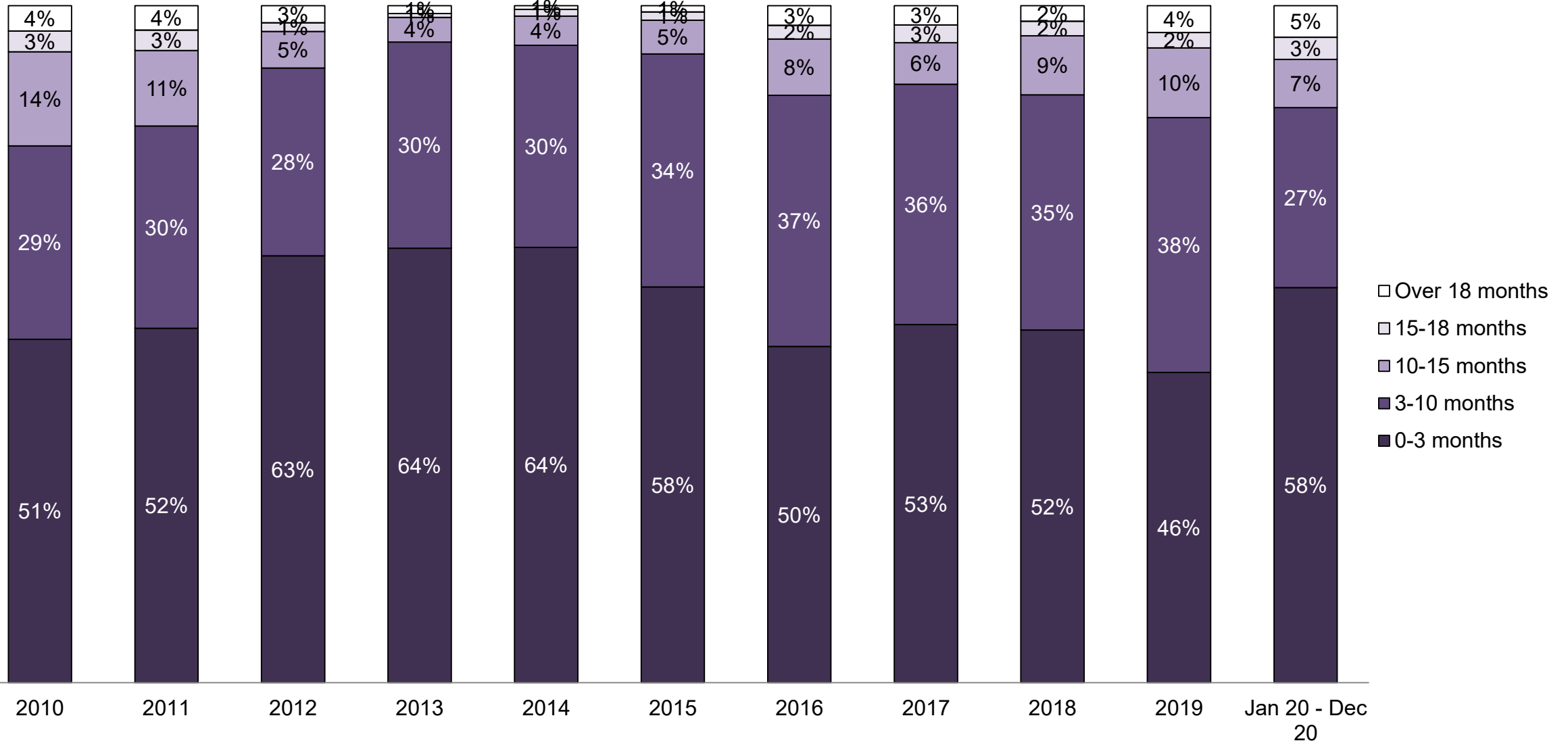


PERCENTAGE OF BAIL CASES BY NUMBER OF APPEARANCES FROM FIRST BAIL APPEARANCE TO BAIL DISPOSITION

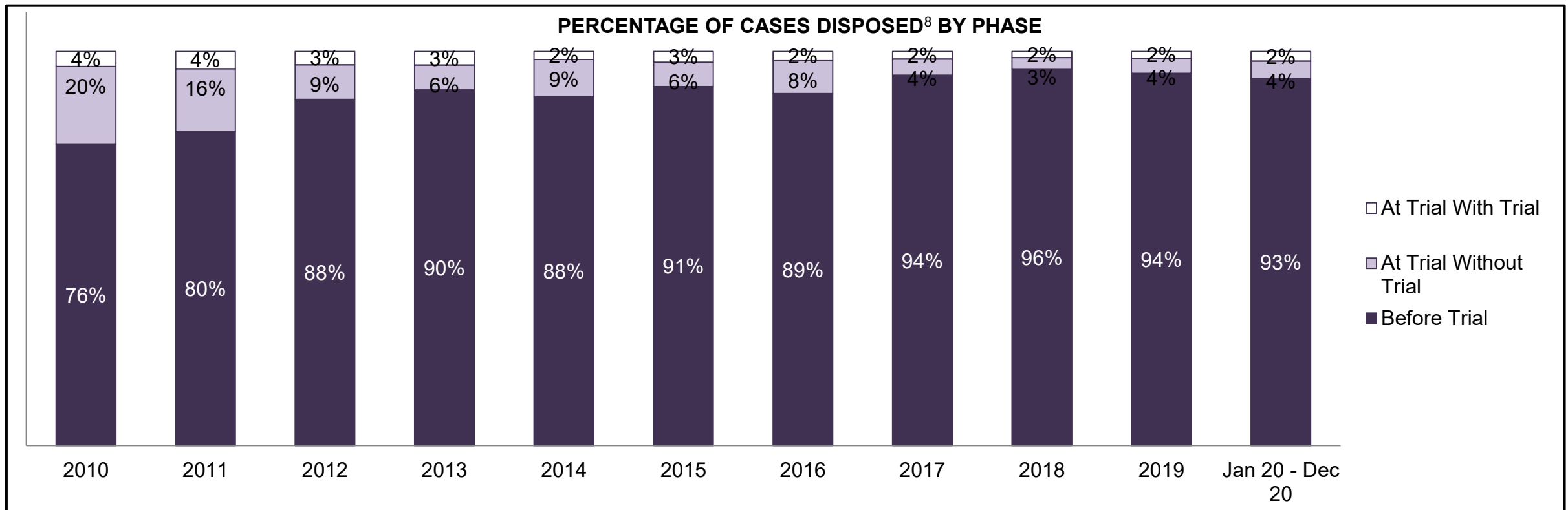


ONTARIO COURT OF JUSTICE CRIMINAL MODERNIZATION COMMITTEE CHATHAM DASHBOARD¹⁹

PERCENTAGE OF DISPOSED CASES⁸ BY MONTHS TO DISPOSITION¹⁰



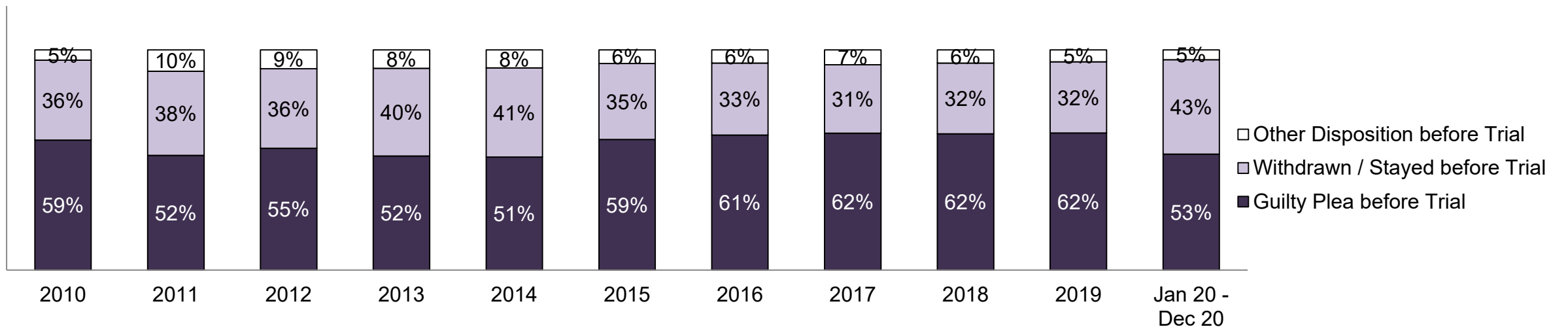
ONTARIO COURT OF JUSTICE CRIMINAL MODERNIZATION COMMITTEE CHATHAM DASHBOARD¹⁹



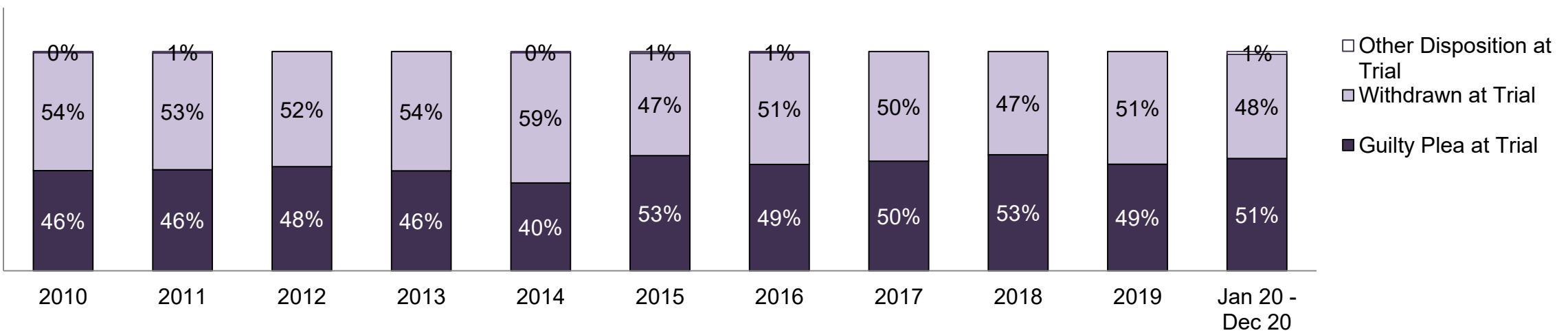
| Cases Disposed ⁸ by Phase and Percentage of In-Custody ¹¹ , Out-of-Custody ¹² Cases at Case Disposition | | | | | | | | | | | |
|--|-------|-------|-------|-------|-------|-------|-------|-------|-------|-------|-----------------|
| Phases | 2010 | 2011 | 2012 | 2013 | 2014 | 2015 | 2016 | 2017 | 2018 | 2019 | Jan 20 - Dec 20 |
| At Trial With Trial | 120 | 134 | 87 | 80 | 49 | 61 | 47 | 41 | 37 | 49 | 46 |
| In-Custody | 17% | 12% | 16% | 14% | 14% | 16% | 11% | 7% | 0% | 10% | 11% |
| Out-of-Custody | 83% | 88% | 84% | 86% | 86% | 84% | 89% | 93% | 100% | 90% | 89% |
| At Trial Without Trial | 617 | 488 | 225 | 147 | 227 | 137 | 167 | 86 | 68 | 109 | 82 |
| In-Custody | 11% | 10% | 18% | 17% | 19% | 10% | 12% | 12% | 9% | 9% | 6% |
| Out-of-Custody | 89% | 90% | 82% | 83% | 81% | 90% | 88% | 88% | 91% | 91% | 94% |
| Before Trial | 2,382 | 2,434 | 2,250 | 2,099 | 2,118 | 2,016 | 1,782 | 1,973 | 2,271 | 2,695 | 1,732 |
| In-Custody | 24% | 23% | 29% | 26% | 24% | 27% | 27% | 29% | 26% | 25% | 27% |
| Out-of-Custody | 76% | 77% | 71% | 74% | 76% | 73% | 73% | 71% | 74% | 75% | 73% |

ONTARIO COURT OF JUSTICE CRIMINAL MODERNIZATION COMMITTEE CHATHAM DASHBOARD¹⁹

PERCENTAGE OF CASES DISPOSED⁸ BEFORE TRIAL BY OUTCOME

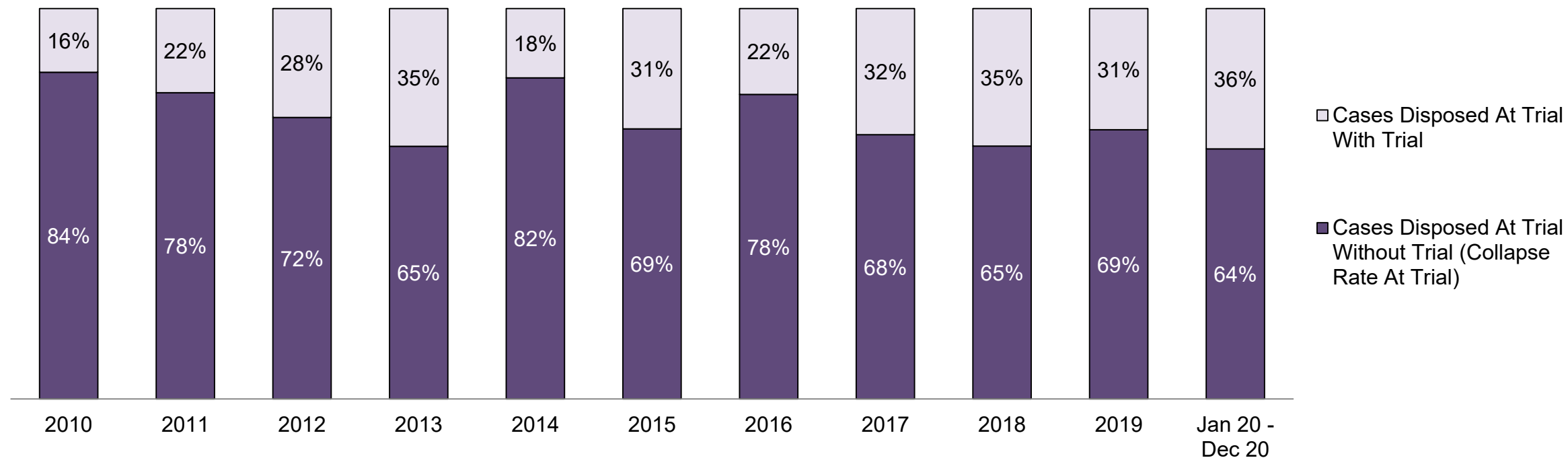


PERCENTAGE OF CASES DISPOSED⁸ AT TRIAL WITHOUT TRIAL (CASES COLLAPSED AT TRIAL) BY OUTCOME



ONTARIO COURT OF JUSTICE CRIMINAL MODERNIZATION COMMITTEE CHATHAM DASHBOARD¹⁹

PERCENTAGE OF CASES DISPOSED⁸ BY PHASE FOR CASES SET FOR TRIAL¹³

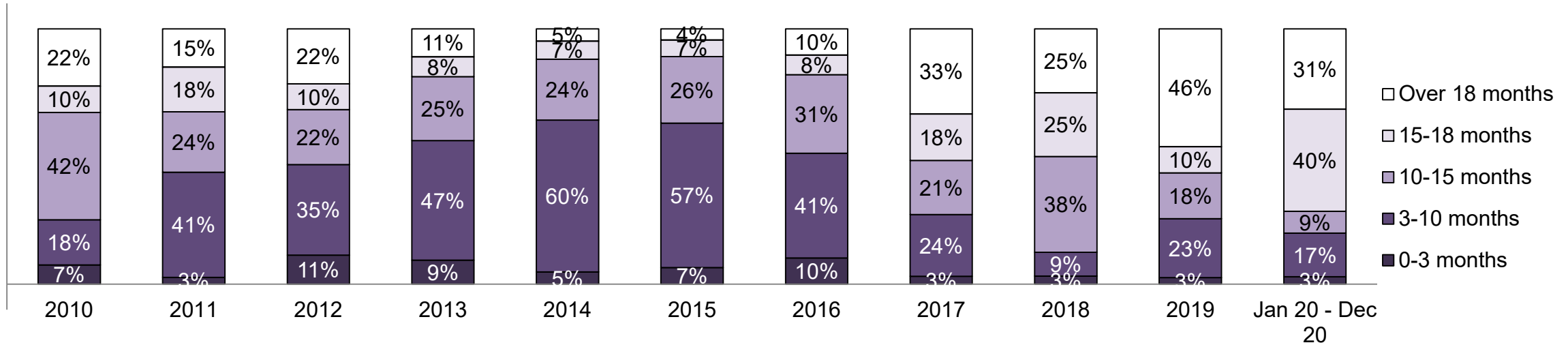


Percentage of Cases Disposed⁸ At Trial Without Trial (Collapse Rate At Trial²) by Offence Group At Disposition

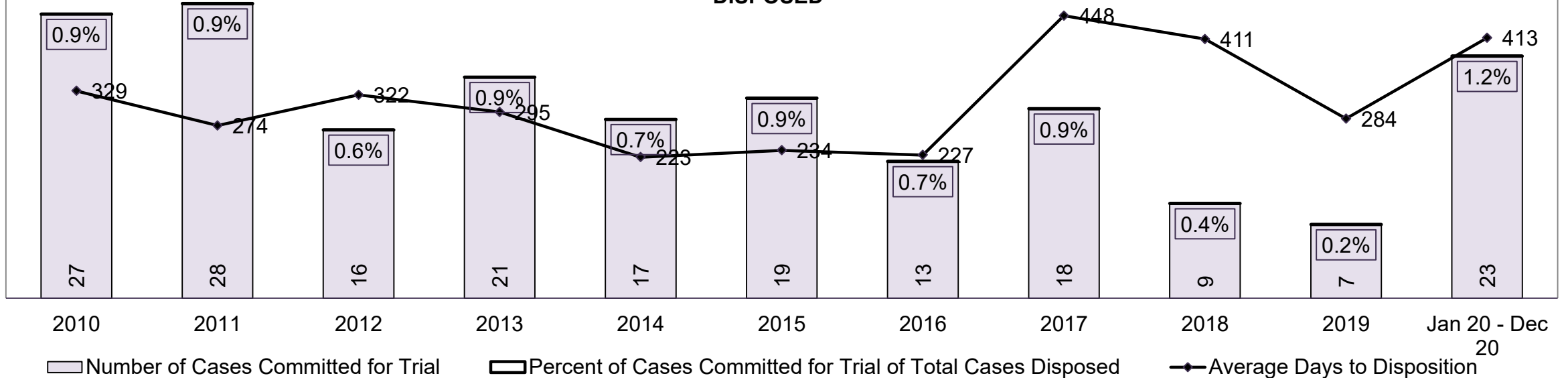
| Offence Group at Disposition ¹⁴ | 2010 | 2011 | 2012 | 2013 | 2014 | 2015 | 2016 | 2017 | 2018 | 2019 | Jan 20 - Dec 20 |
|--|-------------|-------------|-------------|-------------|-------------|-------------|-------------|-------------|-------------|-------------|-----------------|
| Crimes Against The Person | 33% | 39% | 49% | 48% | 38% | 38% | 45% | 41% | 48% | 51% | 47% |
| Crimes Against Property | 17% | 14% | 10% | 12% | 13% | 13% | 10% | 14% | 13% | 13% | 7% |
| Administration of Justice | 12% | 12% | 8% | 11% | 12% | 14% | 11% | 8% | 11% | 6% | 9% |
| Other Criminal Code | 5% | 7% | 6% | 4% | 8% | 5% | 11% | 12% | 11% | 4% | 7% |
| Criminal Code Traffic | 16% | 9% | 13% | 12% | 7% | 10% | 11% | 10% | 11% | 12% | 11% |
| Federal Statute | 17% | 18% | 14% | 12% | 22% | 20% | 13% | 15% | 5% | 14% | 20% |
| Total | 100% | 100% | 100% | 100% | 100% | 100% | 100% | 100% | 100% | 100% | 100% |

ONTARIO COURT OF JUSTICE CRIMINAL MODERNIZATION COMMITTEE CHATHAM DASHBOARD¹⁹

PERCENTAGE OF CASES DISPOSED⁸ AT TRIAL WITH TRIAL BY MONTHS TO DISPOSITION¹⁰



NUMBER, PERCENTAGE, & AVERAGE DAYS TO DISPOSITION¹⁵ OF CASES COMMITTED FOR TRIAL¹⁶ OF TOTAL CASES DISPOSED⁸



**ONTARIO COURT OF JUSTICE CRIMINAL MODERNIZATION COMMITTEE
CHATHAM DASHBOARD¹⁹
CASES PENDING AS OF DECEMBER 31, 2020**

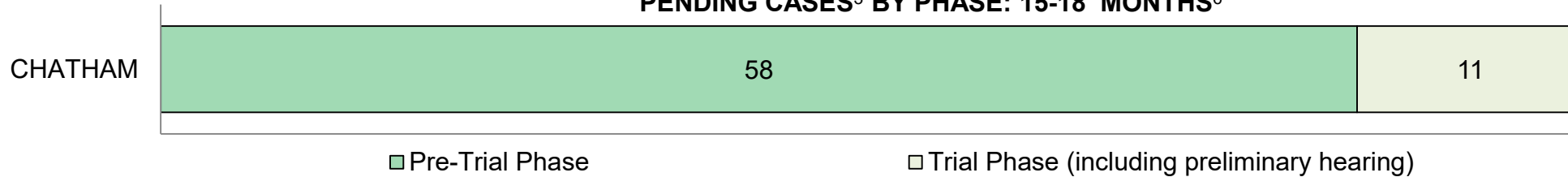
PERCENTAGE OF PENDING CASES³ BY PENDING AGE⁶




Pending Cases³ by Pending Age⁶ and Percentage of Pending Cases In-Custody¹⁷ and Out-of-Custody¹⁸

| Court Location | Over 18 months | 15-18 months | 10-15 months | 8-10 months | 0-8 months | Total |
|----------------|----------------|--------------|--------------|-------------|------------|--------------|
| CHATHAM | 126 | 69 | 224 | 126 | 1,704 | 2,249 |
| In-Custody | 8% | 9% | 6% | 13% | 14% | 13% |
| Out-of-Custody | 92% | 91% | 94% | 87% | 86% | 87% |

PENDING CASES³ BY PHASE: 15-18 MONTHS⁶



PENDING CASES³ BY PHASE: OVER 18 MONTHS⁶



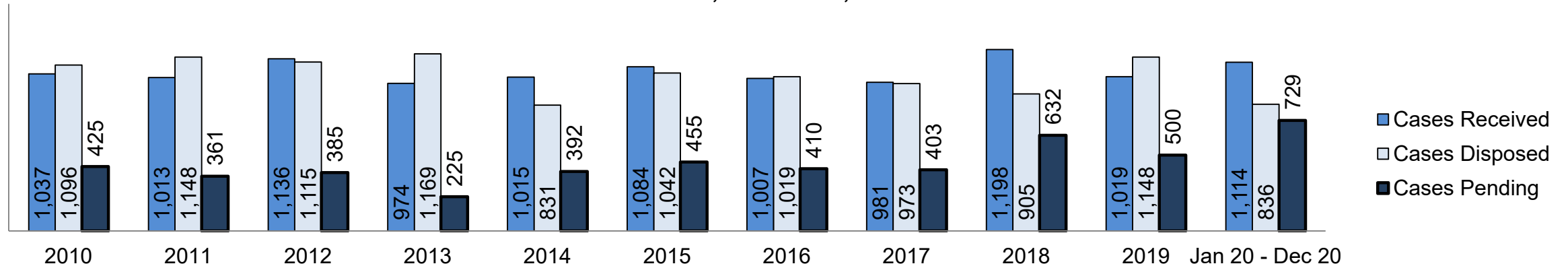
**ONTARIO COURT OF JUSTICE CRIMINAL MODERNIZATION COMMITTEE
GODERICH DASHBOARD¹⁹**

| Key Metric | | Jan 20 - Dec 20 | | 2014 Baseline Median* | Change from 2014 Baseline Median | |
|--------------|---|-------------------------------------|--------------------|-----------------------|----------------------------------|--------|
| | | Percent | Cases ¹ | | | |
| Bail | Disposed cases that began in the Bail Phase | | 39.4% | 329 | 33.5% | 5.8% |
| | Bail cases with a bail outcome (release order or detention order) | Total | 48.3% | 159 | 50.7% | -2.4% |
| | | Bail Disposition with 1 appearance | 76.7% | 122 | 52.9% | 23.9% |
| | | Bail Disposition in 1-3 days | 89.3% | 142 | 73.8% | 15.5% |
| | Bail cases with no bail disposition but with a case disposition | Total | 51.7% | 170 | 49.3% | 2.4% |
| | | Case disposition in 1-3 appearances | 8.2% | 14 | 33.4% | -25.1% |
| | | Case disposition in 0-3 months | 60.0% | 102 | 77.3% | -17.3% |
| | | Case disposition rate before trial | 90.0% | 153 | 91.8% | -1.8% |
| Before Trial | Disposition rate (includes bail cases with case dispositions) | | 91.4% | 764 | 85.7% | 5.7% |
| | Disposed within 1-3 appearances (net of bench warrant cases) | | 39.1% | 187 | 47.2% | -8.1% |
| | Disposed within 0-3 months (net of bench warrant cases) | | 63.4% | 303 | 62.6% | 0.8% |
| Trial | Collapse Rate at Trial ² | | 79.2% | 57 | 66.9% | 12.3% |

| Cases Pending ³ as of December 31, 2020 | | Percent | Cases ¹ | Cases in the Pre-Trial Phase ⁴ | Cases in the Trial Phase ⁵ (including preliminary hearing) |
|--|----------------|---------------|--------------------|---|---|
| Age of All Pending Cases ⁶ | 0-8 months | 81.6% | 595 | 594 | 1 |
| | 8-10 months | 5.6% | 41 | 38 | 3 |
| | 10-15 months | 6.0% | 44 | 37 | 7 |
| | 15-18 months | 2.5% | 18 | 12 | 6 |
| | Over 18 months | 4.3% | 31 | 15 | 16 |
| Total | | 100.0% | 729 | 696 | 33 |

ONTARIO COURT OF JUSTICE CRIMINAL MODERNIZATION COMMITTEE GODERICH DASHBOARD¹⁹

CASES RECEIVED⁷, DISPOSED⁸, AND PENDING³



Cases Received⁷ by Offence Group

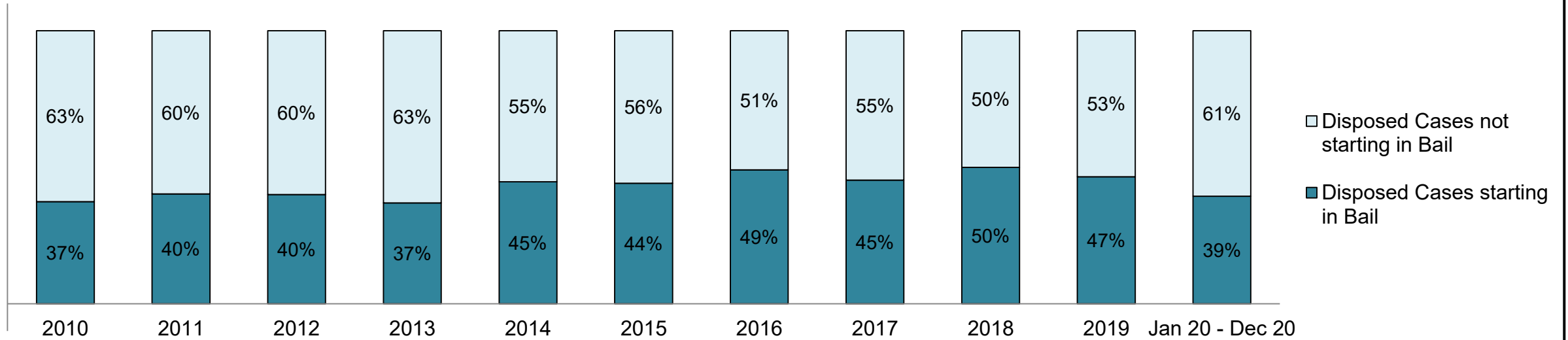
| Offence Group ⁹ | 2010 | 2011 | 2012 | 2013 | 2014 | 2015 | 2016 | 2017 | 2018 | 2019 | Jan 20 - Dec 20 |
|----------------------------|------|------|------|------|------|------|------|------|------|------|-----------------|
| Crimes Against The Person | 319 | 280 | 317 | 255 | 278 | 257 | 252 | 272 | 285 | 272 | 329 |
| Crimes Against Property | 188 | 169 | 205 | 128 | 185 | 188 | 191 | 211 | 250 | 198 | 219 |
| Administration of Justice | 278 | 306 | 320 | 301 | 296 | 353 | 338 | 303 | 424 | 349 | 363 |
| Other Criminal Code | 58 | 52 | 72 | 54 | 34 | 49 | 54 | 57 | 68 | 75 | 55 |
| Criminal Code Traffic | 113 | 100 | 115 | 113 | 99 | 115 | 94 | 70 | 83 | 72 | 108 |
| Federal Statute | 81 | 106 | 107 | 123 | 123 | 122 | 78 | 68 | 88 | 53 | 40 |

Cases Pending³ by Offence Group

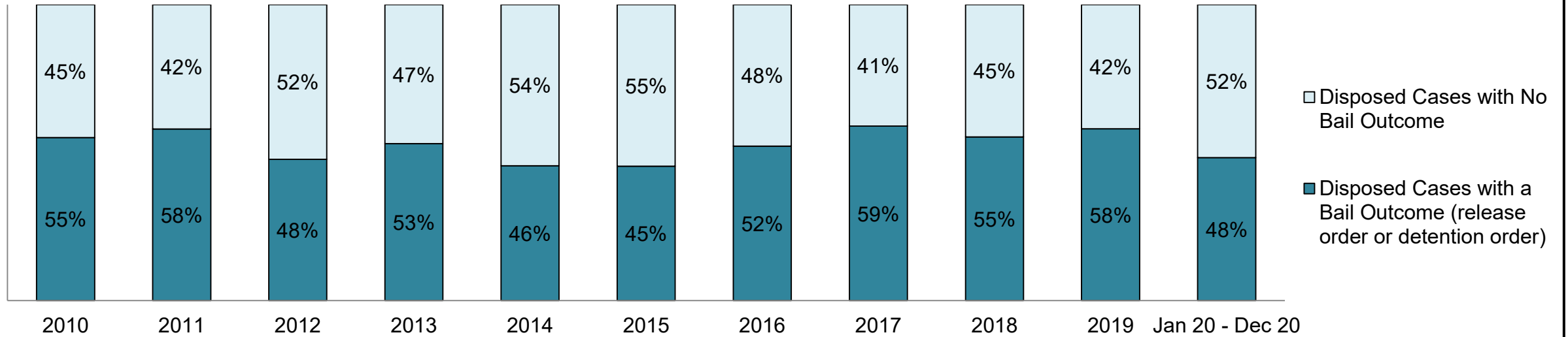
| Offence Group ⁹ | 2010 | 2011 | 2012 | 2013 | 2014 | 2015 | 2016 | 2017 | 2018 | 2019 | Jan 20 - Dec 20 |
|----------------------------|------|------|------|------|------|------|------|------|------|------|-----------------|
| Crimes Against The Person | 167 | 114 | 125 | 64 | 116 | 132 | 129 | 140 | 166 | 161 | 271 |
| Crimes Against Property | 71 | 82 | 76 | 31 | 64 | 89 | 87 | 96 | 148 | 117 | 116 |
| Administration of Justice | 89 | 55 | 61 | 43 | 72 | 99 | 88 | 79 | 185 | 106 | 181 |
| Other Criminal Code | 20 | 19 | 29 | 17 | 19 | 19 | 25 | 28 | 34 | 39 | 38 |
| Criminal Code Traffic | 51 | 43 | 50 | 47 | 49 | 54 | 45 | 35 | 44 | 39 | 82 |
| Federal Statute | 27 | 48 | 44 | 23 | 72 | 62 | 36 | 25 | 55 | 38 | 41 |

ONTARIO COURT OF JUSTICE CRIMINAL MODERNIZATION COMMITTEE GODERICH DASHBOARD¹⁹

PERCENTAGE OF DISPOSED CASES⁸ STARTING IN BAIL

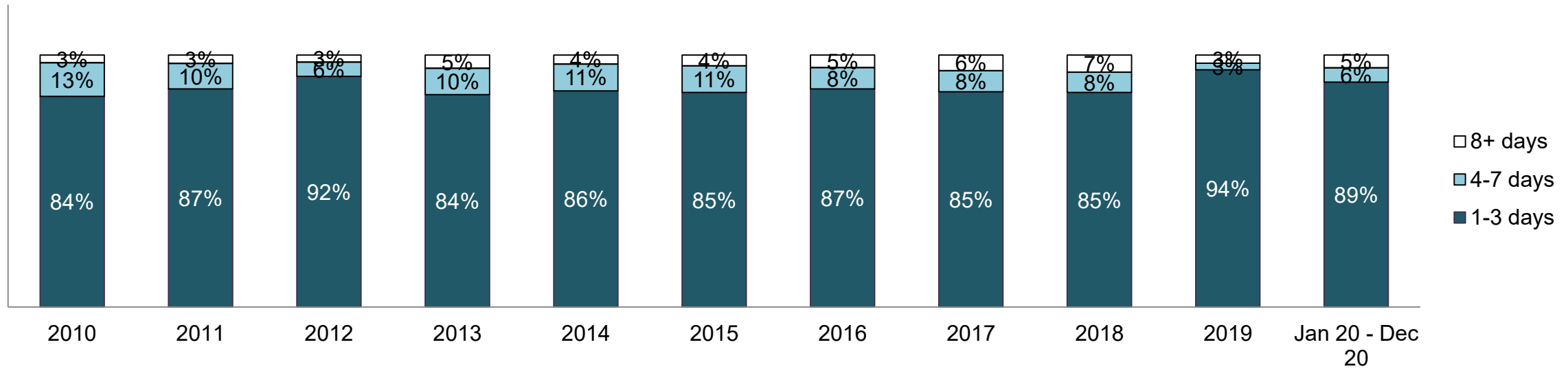


PERCENTAGE OF DISPOSED CASES⁸ STARTING IN BAIL BY BAIL OUTCOME

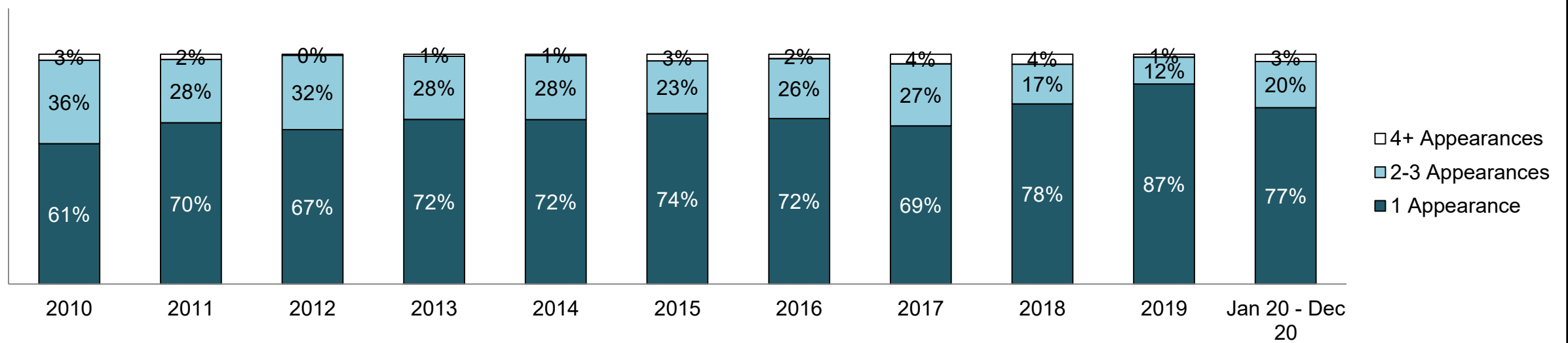


ONTARIO COURT OF JUSTICE CRIMINAL MODERNIZATION COMMITTEE GODERICH DASHBOARD¹⁹

PERCENTAGE OF BAIL CASES BY DAYS FROM FIRST BAIL APPEARANCE TO BAIL DISPOSITION

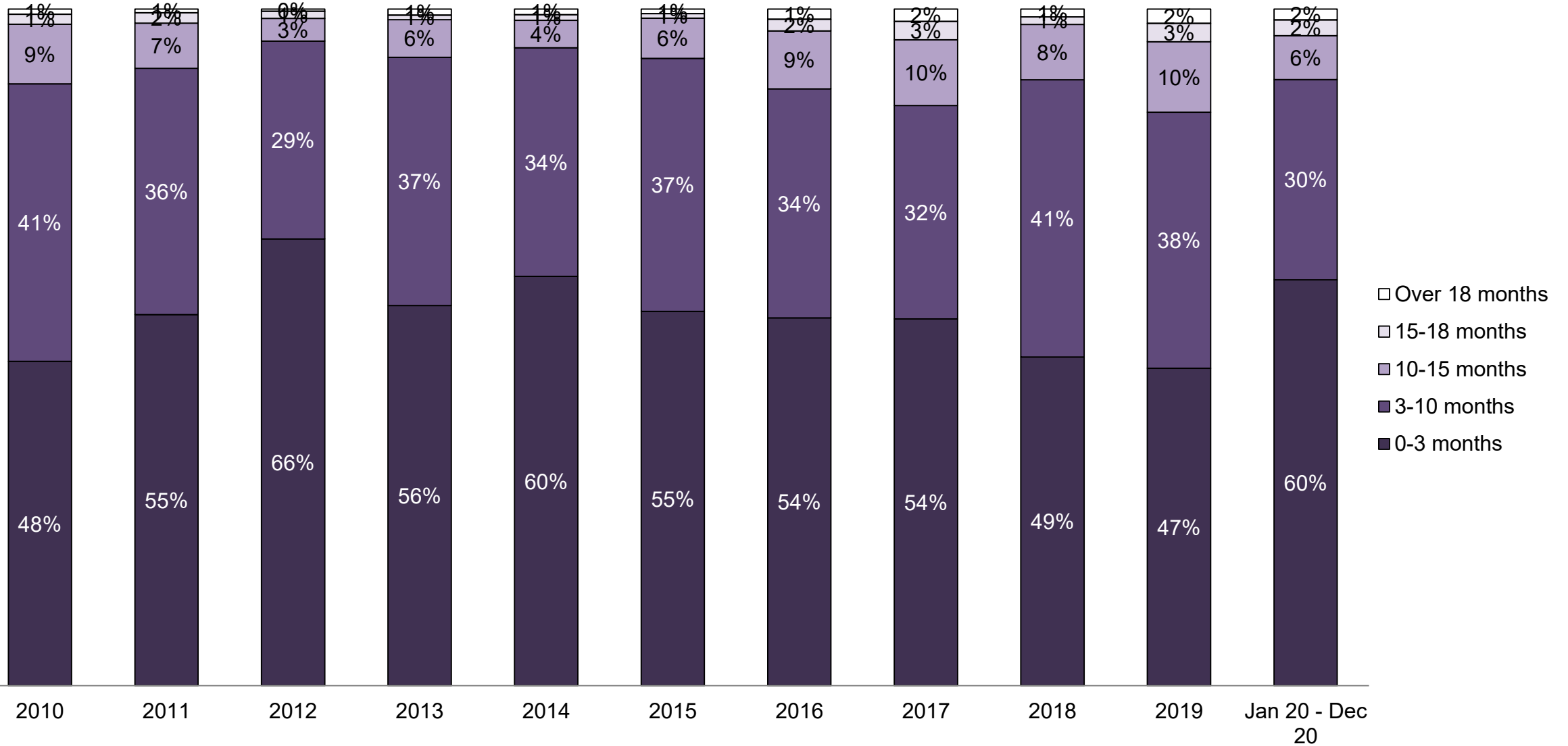


PERCENTAGE OF BAIL CASES BY NUMBER OF APPEARANCES FROM FIRST BAIL APPEARANCE TO BAIL DISPOSITION

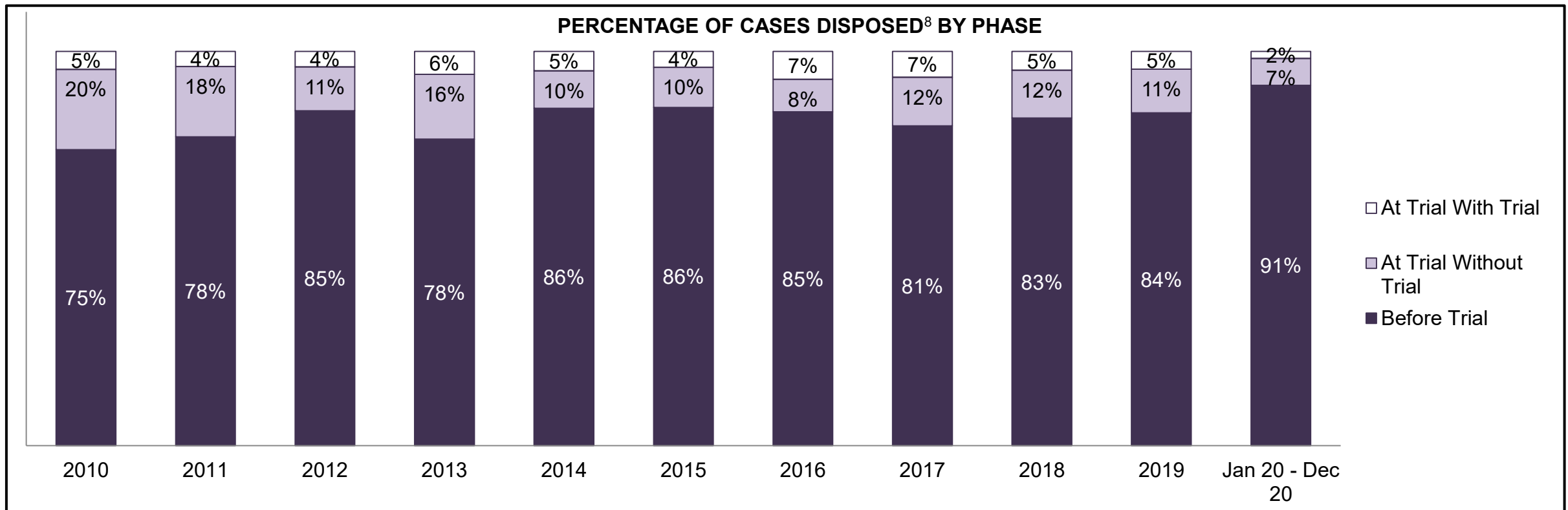


**ONTARIO COURT OF JUSTICE CRIMINAL MODERNIZATION COMMITTEE
GODERICH DASHBOARD¹⁹**

PERCENTAGE OF DISPOSED CASES⁸ BY MONTHS TO DISPOSITION¹⁰



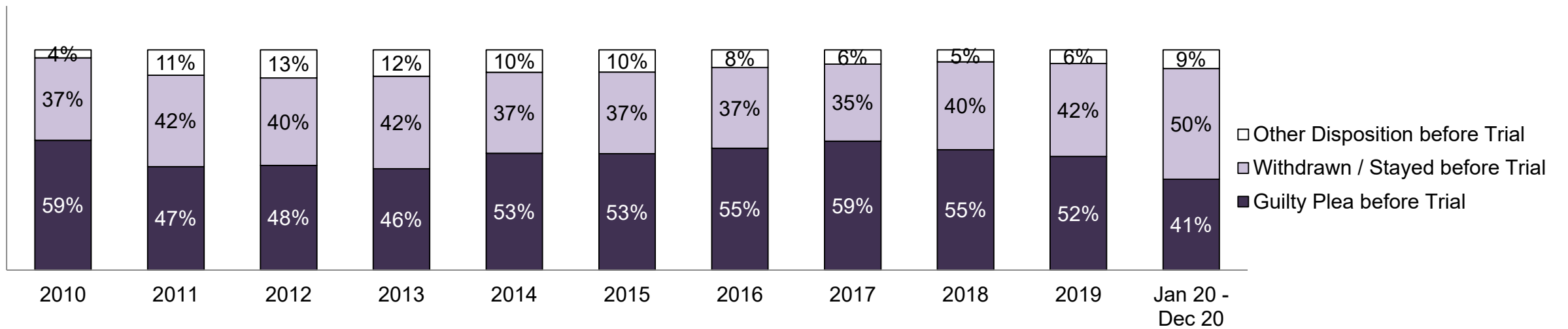
**ONTARIO COURT OF JUSTICE CRIMINAL MODERNIZATION COMMITTEE
GODERICH DASHBOARD¹⁹**



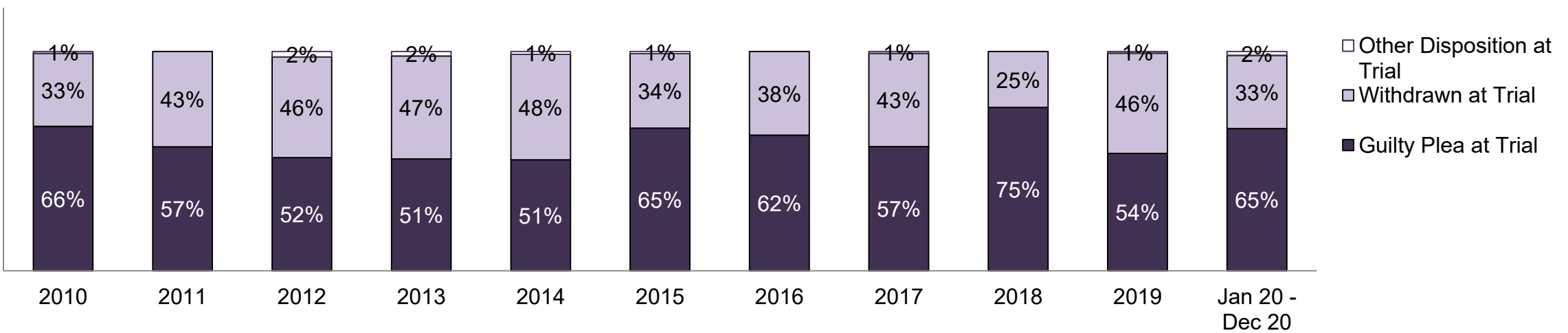
| Cases Disposed⁸ by Phase and Percentage of In-Custody¹¹, Out-of-Custody¹² Cases at Case Disposition | | | | | | | | | | | |
|---|-------------|-------------|-------------|-------------|-------------|-------------|-------------|-------------|-------------|-------------|------------------------|
| Phases | 2010 | 2011 | 2012 | 2013 | 2014 | 2015 | 2016 | 2017 | 2018 | 2019 | Jan 20 - Dec 20 |
| At Trial With Trial | 50 | 44 | 44 | 68 | 41 | 42 | 72 | 64 | 43 | 52 | 15 |
| In-Custody | 20% | 11% | 18% | 15% | 12% | 26% | 28% | 9% | 23% | 15% | 7% |
| Out-of-Custody | 80% | 89% | 82% | 85% | 88% | 74% | 72% | 91% | 77% | 85% | 93% |
| At Trial Without Trial | 223 | 205 | 124 | 192 | 79 | 106 | 84 | 120 | 110 | 127 | 57 |
| In-Custody | 16% | 14% | 16% | 21% | 20% | 26% | 27% | 19% | 30% | 16% | 30% |
| Out-of-Custody | 84% | 86% | 84% | 79% | 80% | 74% | 73% | 81% | 70% | 84% | 70% |
| Before Trial | 823 | 899 | 947 | 909 | 711 | 894 | 863 | 789 | 752 | 969 | 764 |
| In-Custody | 18% | 19% | 23% | 18% | 27% | 25% | 27% | 23% | 26% | 21% | 22% |
| Out-of-Custody | 82% | 81% | 77% | 82% | 73% | 75% | 73% | 77% | 74% | 79% | 78% |

ONTARIO COURT OF JUSTICE CRIMINAL MODERNIZATION COMMITTEE GODERICH DASHBOARD¹⁹

PERCENTAGE OF CASES DISPOSED⁸ BEFORE TRIAL BY OUTCOME

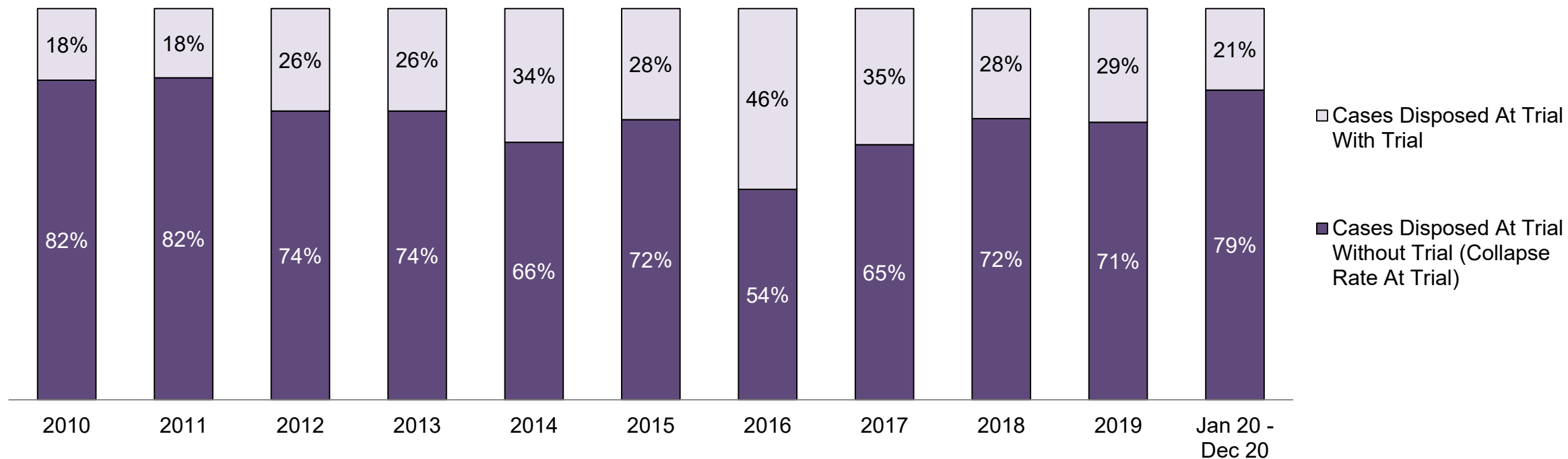


PERCENTAGE OF CASES DISPOSED⁸ AT TRIAL WITHOUT TRIAL (CASES COLLAPSED AT TRIAL) BY OUTCOME



ONTARIO COURT OF JUSTICE CRIMINAL MODERNIZATION COMMITTEE GODERICH DASHBOARD¹⁹

PERCENTAGE OF CASES DISPOSED⁸ BY PHASE FOR CASES SET FOR TRIAL¹³

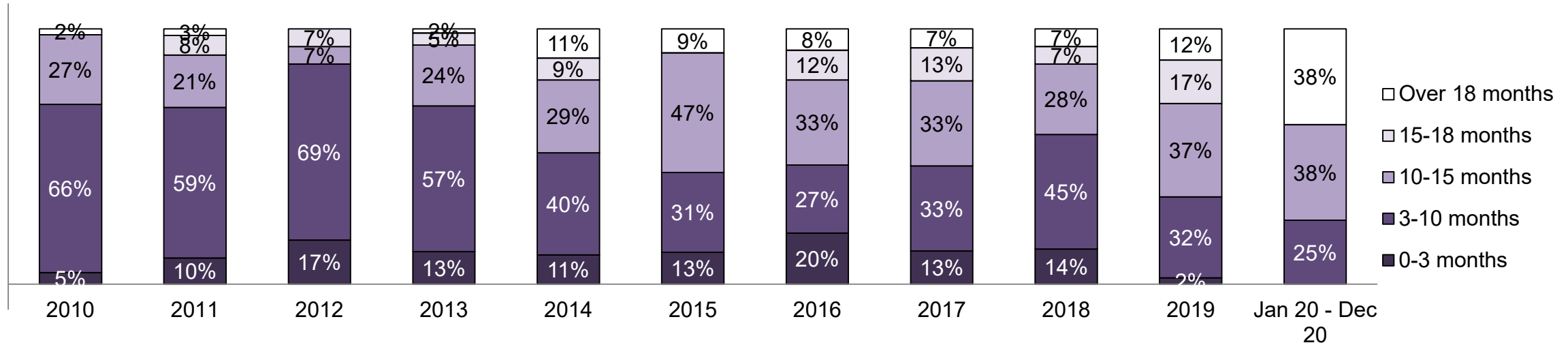


Percentage of Cases Disposed⁸ At Trial Without Trial (Collapse Rate At Trial²) by Offence Group At Disposition

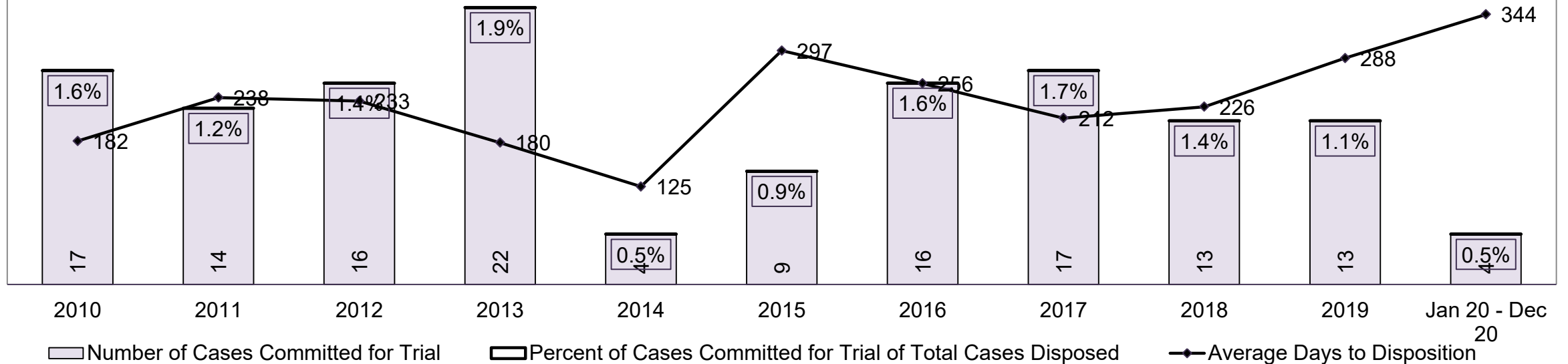
| Offence Group at Disposition ¹⁴ | 2010 | 2011 | 2012 | 2013 | 2014 | 2015 | 2016 | 2017 | 2018 | 2019 | Jan 20 - Dec 20 |
|--|-------------|-------------|-------------|-------------|-------------|-------------|-------------|-------------|-------------|-------------|-----------------|
| Crimes Against The Person | 35% | 39% | 41% | 37% | 42% | 29% | 36% | 40% | 35% | 39% | 33% |
| Crimes Against Property | 19% | 14% | 20% | 14% | 13% | 14% | 13% | 15% | 20% | 15% | 21% |
| Administration of Justice | 15% | 24% | 15% | 18% | 18% | 23% | 18% | 15% | 23% | 21% | 10% |
| Other Criminal Code | 5% | 6% | 6% | 4% | 7% | 6% | 6% | 9% | 6% | 9% | 7% |
| Criminal Code Traffic | 15% | 12% | 14% | 15% | 18% | 15% | 12% | 14% | 11% | 13% | 14% |
| Federal Statute | 11% | 5% | 4% | 13% | 3% | 13% | 16% | 7% | 6% | 4% | 15% |
| Total | 100% | 100% | 100% | 100% | 100% | 100% | 100% | 100% | 100% | 100% | 100% |

ONTARIO COURT OF JUSTICE CRIMINAL MODERNIZATION COMMITTEE GODERICH DASHBOARD¹⁹

PERCENTAGE OF CASES DISPOSED⁸ AT TRIAL WITH TRIAL BY MONTHS TO DISPOSITION¹⁰



NUMBER, PERCENTAGE, & AVERAGE DAYS TO DISPOSITION¹⁵ OF CASES COMMITTED FOR TRIAL¹⁶ OF TOTAL CASES DISPOSED⁸



**ONTARIO COURT OF JUSTICE CRIMINAL MODERNIZATION COMMITTEE
GODERICH DASHBOARD¹⁹
CASES PENDING AS OF DECEMBER 31, 2020**


PERCENTAGE OF PENDING CASES³ BY PENDING AGE⁶



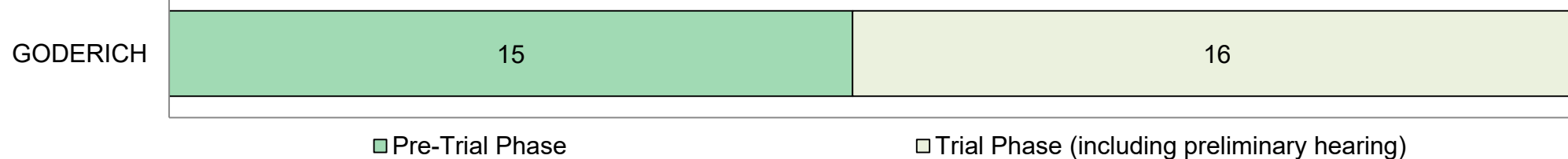
Pending Cases³ by Pending Age⁶ and Percentage of Pending Cases In-Custody¹⁷ and Out-of-Custody¹⁸

| Court Location | Over 18 months | 15-18 months | 10-15 months | 8-10 months | 0-8 months | Total |
|-----------------|----------------|--------------|--------------|-------------|------------|------------|
| GODERICH | 31 | 18 | 44 | 41 | 595 | 729 |
| In-Custody | 6% | 22% | 16% | 15% | 14% | 14% |
| Out-of-Custody | 94% | 78% | 84% | 85% | 86% | 86% |

PENDING CASES³ BY PHASE: 15-18 MONTHS⁶



PENDING CASES³ BY PHASE: OVER 18 MONTHS⁶



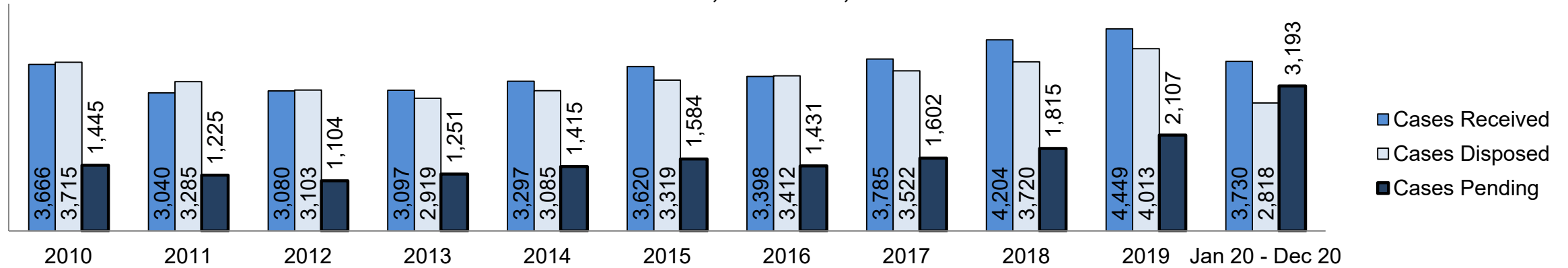
**ONTARIO COURT OF JUSTICE CRIMINAL MODERNIZATION COMMITTEE
GUELPH DASHBOARD¹⁹**

| Key Metric | | Jan 20 - Dec 20 | | 2014 Baseline Median* | Change from 2014 Baseline Median | |
|---------------------|---|-------------------------------------|--------------------|-----------------------|----------------------------------|--------|
| | | Percent | Cases ¹ | | | |
| Bail | Disposed cases that began in the Bail Phase | | 41.9% | 1,181 | 42.6% | -0.7% |
| | Bail cases with a bail outcome (release order or detention order) | Total | 62.5% | 738 | 47.8% | 14.7% |
| | | Bail Disposition with 1 appearance | 61.1% | 451 | 48.8% | 12.3% |
| | | Bail Disposition in 1-3 days | 70.7% | 522 | 72.1% | -1.4% |
| | Bail cases with no bail disposition but with a case disposition | Total | 37.5% | 443 | 52.2% | -14.7% |
| | | Case disposition in 1-3 appearances | 15.8% | 70 | 35.3% | -19.5% |
| | | Case disposition in 0-3 months | 63.2% | 280 | 81.3% | -18.1% |
| | | Case disposition rate before trial | 96.6% | 428 | 90.5% | 6.1% |
| Before Trial | Disposition rate (includes bail cases with case dispositions) | | 93.2% | 2,627 | 82.9% | 10.3% |
| | Disposed within 1-3 appearances (net of bench warrant cases) | | 36.4% | 427 | 39.0% | -2.6% |
| | Disposed within 0-3 months (net of bench warrant cases) | | 61.3% | 719 | 67.5% | -6.2% |
| Trial | Collapse Rate at Trial ² | | 76.4% | 146 | 70.0% | 6.5% |

| Cases Pending ³ as of December 31, 2020 | | Percent | Cases ¹ | Cases in the Pre-Trial Phase ⁴ | Cases in the Trial Phase ⁵ (including preliminary hearing) |
|--|----------------|---------------|--------------------|---|---|
| Age of All Pending Cases⁶ | 0-8 months | 84.1% | 2,686 | 2,677 | 9 |
| | 8-10 months | 5.7% | 181 | 167 | 14 |
| | 10-15 months | 5.8% | 186 | 155 | 31 |
| | 15-18 months | 1.9% | 62 | 33 | 29 |
| | Over 18 months | 2.4% | 78 | 26 | 52 |
| Total | | 100.0% | 3,193 | 3,058 | 135 |

ONTARIO COURT OF JUSTICE CRIMINAL MODERNIZATION COMMITTEE GUELPH DASHBOARD¹⁹

CASES RECEIVED⁷, DISPOSED⁸, AND PENDING³



Cases Received⁷ by Offence Group

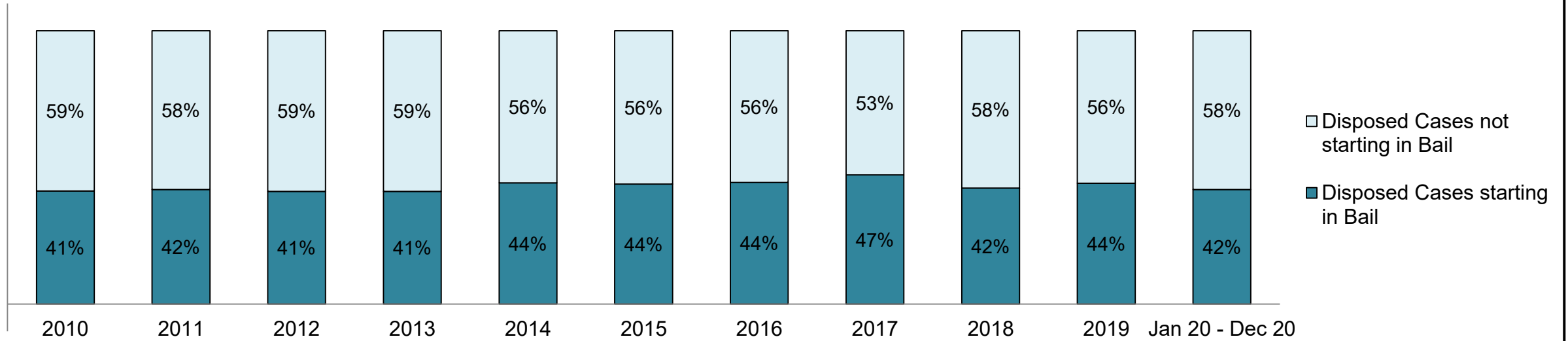
| Offence Group ⁹ | 2010 | 2011 | 2012 | 2013 | 2014 | 2015 | 2016 | 2017 | 2018 | 2019 | Jan 20 - Dec 20 |
|----------------------------|------|------|------|------|------|------|------|-------|-------|-------|-----------------|
| Crimes Against The Person | 888 | 798 | 757 | 717 | 617 | 719 | 687 | 744 | 824 | 805 | 856 |
| Crimes Against Property | 766 | 560 | 679 | 626 | 737 | 777 | 743 | 903 | 1,003 | 1,164 | 1,003 |
| Administration of Justice | 792 | 635 | 663 | 720 | 801 | 971 | 972 | 1,078 | 1,316 | 1,374 | 920 |
| Other Criminal Code | 136 | 138 | 109 | 120 | 160 | 190 | 170 | 197 | 215 | 267 | 197 |
| Criminal Code Traffic | 409 | 425 | 419 | 384 | 452 | 402 | 362 | 336 | 393 | 455 | 372 |
| Federal Statute | 675 | 484 | 453 | 530 | 530 | 561 | 464 | 527 | 453 | 384 | 382 |

Cases Pending³ by Offence Group

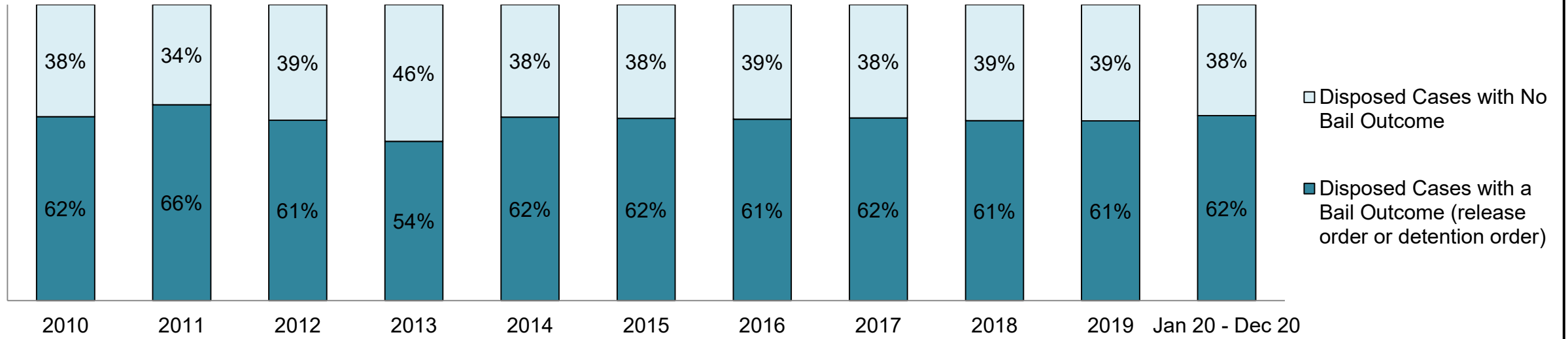
| Offence Group ⁹ | 2010 | 2011 | 2012 | 2013 | 2014 | 2015 | 2016 | 2017 | 2018 | 2019 | Jan 20 - Dec 20 |
|----------------------------|------|------|------|------|------|------|------|------|------|------|-----------------|
| Crimes Against The Person | 461 | 370 | 345 | 381 | 316 | 404 | 383 | 413 | 487 | 518 | 835 |
| Crimes Against Property | 216 | 204 | 226 | 234 | 326 | 341 | 310 | 362 | 378 | 499 | 851 |
| Administration of Justice | 192 | 162 | 148 | 216 | 220 | 285 | 270 | 318 | 441 | 488 | 686 |
| Other Criminal Code | 59 | 53 | 45 | 49 | 81 | 94 | 75 | 103 | 120 | 146 | 190 |
| Criminal Code Traffic | 195 | 200 | 171 | 159 | 222 | 208 | 195 | 189 | 222 | 247 | 391 |
| Federal Statute | 322 | 236 | 169 | 212 | 250 | 252 | 198 | 217 | 167 | 209 | 238 |

ONTARIO COURT OF JUSTICE CRIMINAL MODERNIZATION COMMITTEE GUELPH DASHBOARD¹⁹

PERCENTAGE OF DISPOSED CASES⁸ STARTING IN BAIL

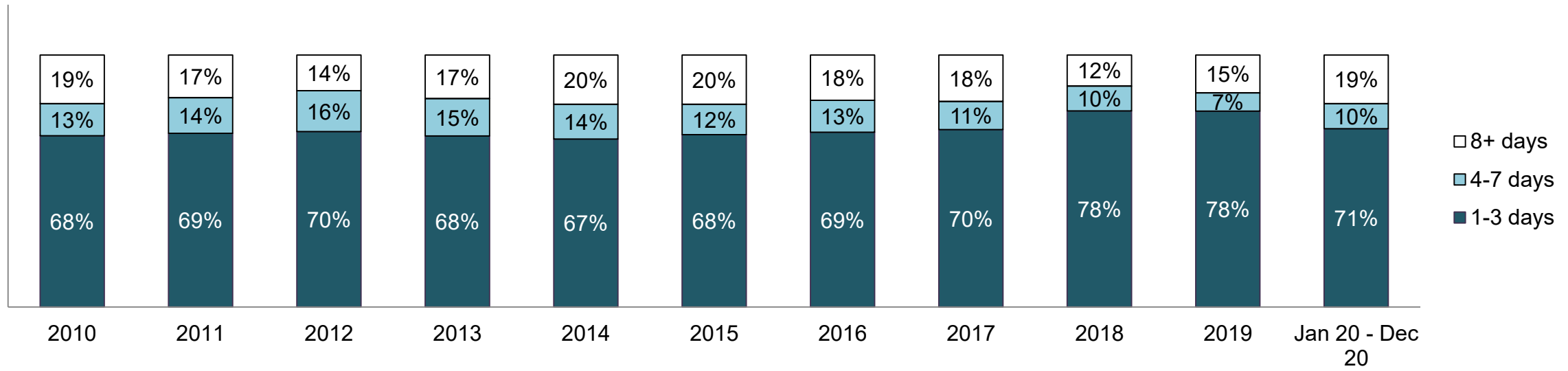


PERCENTAGE OF DISPOSED CASES⁸ STARTING IN BAIL BY BAIL OUTCOME

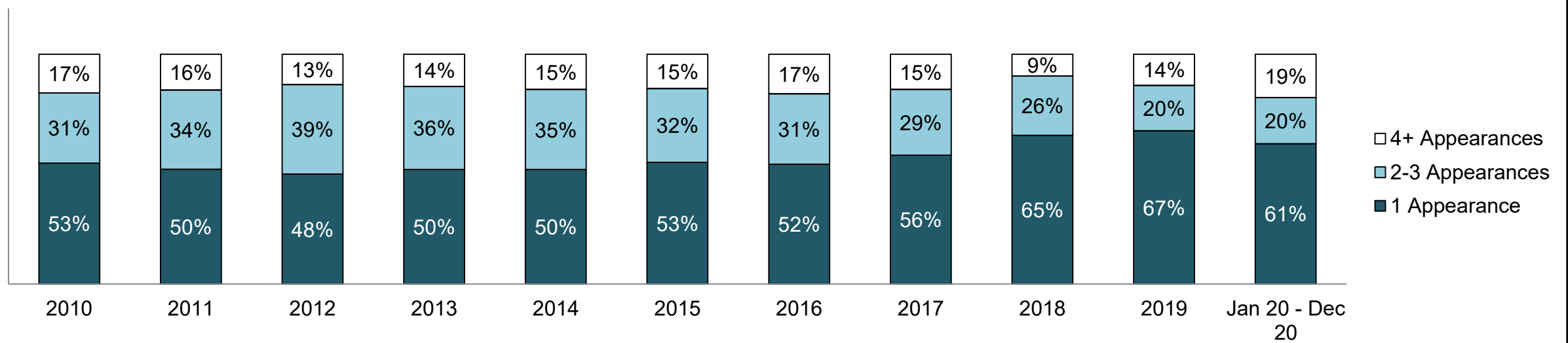


ONTARIO COURT OF JUSTICE CRIMINAL MODERNIZATION COMMITTEE GUELPH DASHBOARD¹⁹

PERCENTAGE OF BAIL CASES BY DAYS FROM FIRST BAIL APPEARANCE TO BAIL DISPOSITION

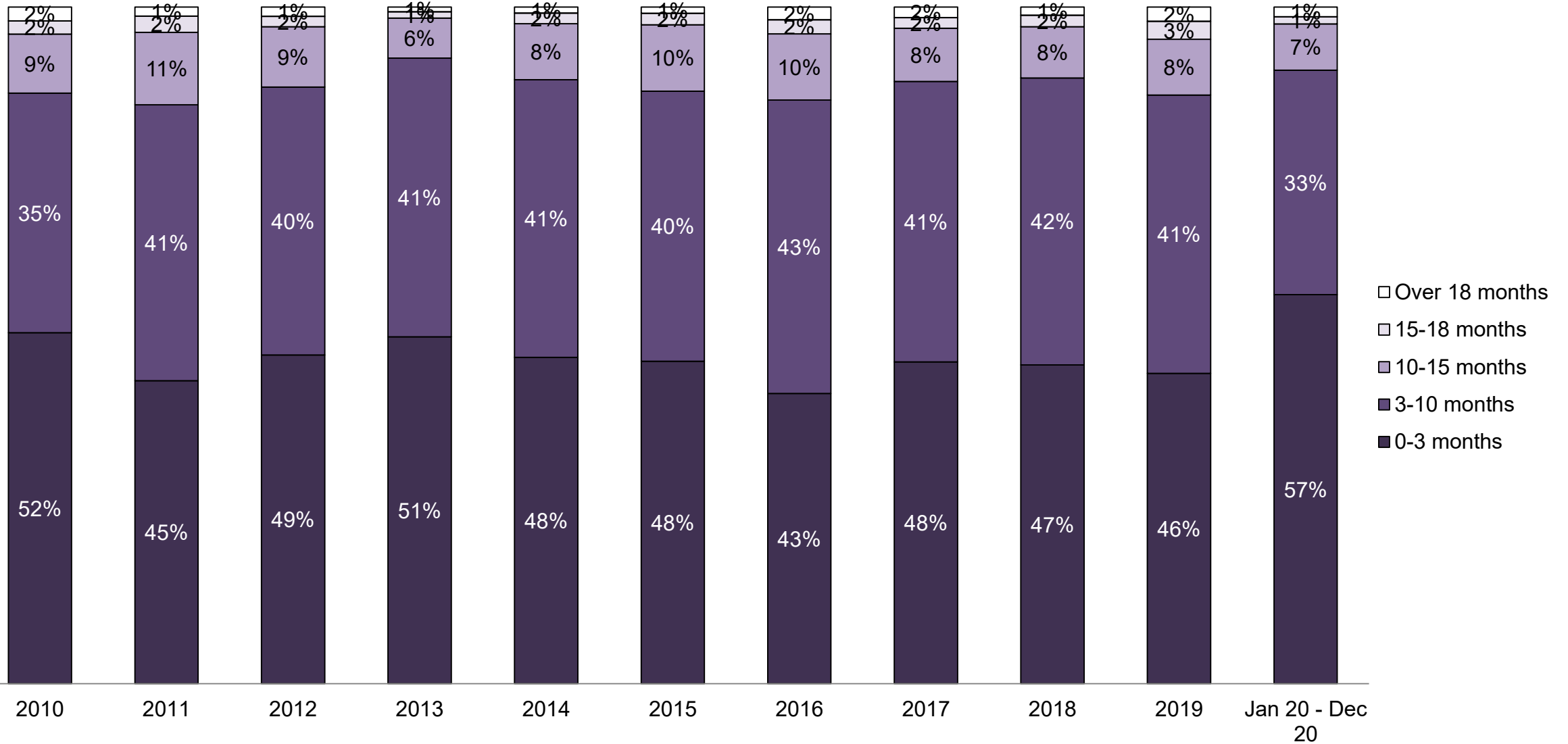


PERCENTAGE OF BAIL CASES BY NUMBER OF APPEARANCES FROM FIRST BAIL APPEARANCE TO BAIL DISPOSITION

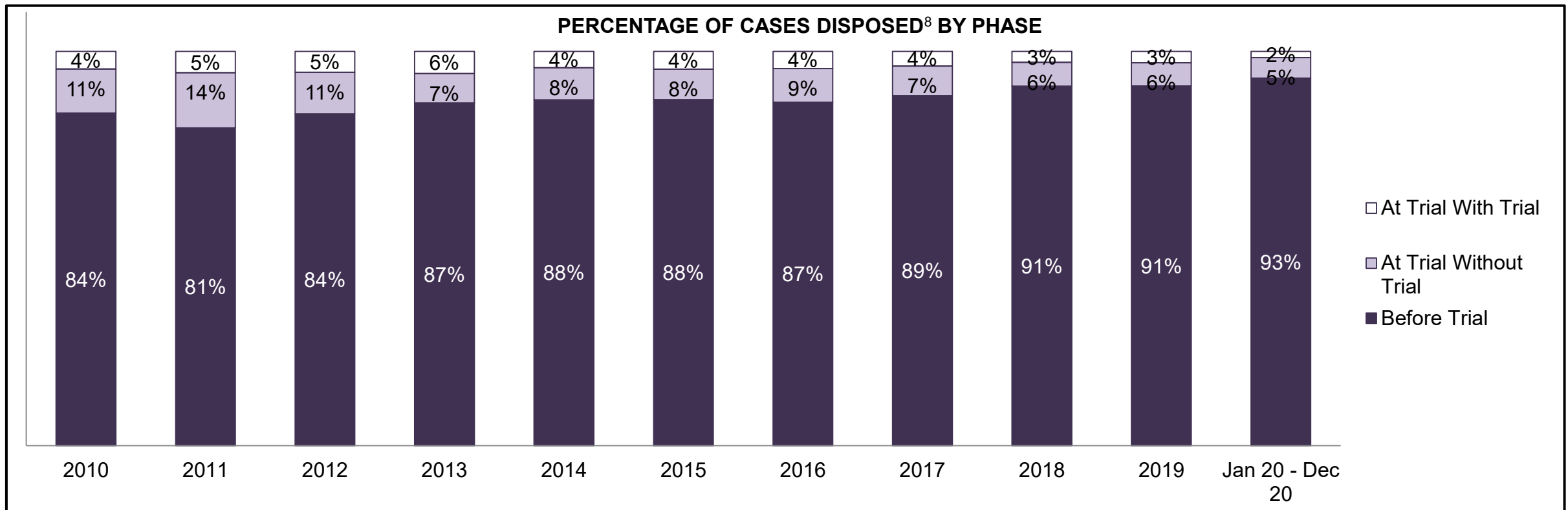


ONTARIO COURT OF JUSTICE CRIMINAL MODERNIZATION COMMITTEE GUELPH DASHBOARD¹⁹

PERCENTAGE OF DISPOSED CASES⁸ BY MONTHS TO DISPOSITION¹⁰



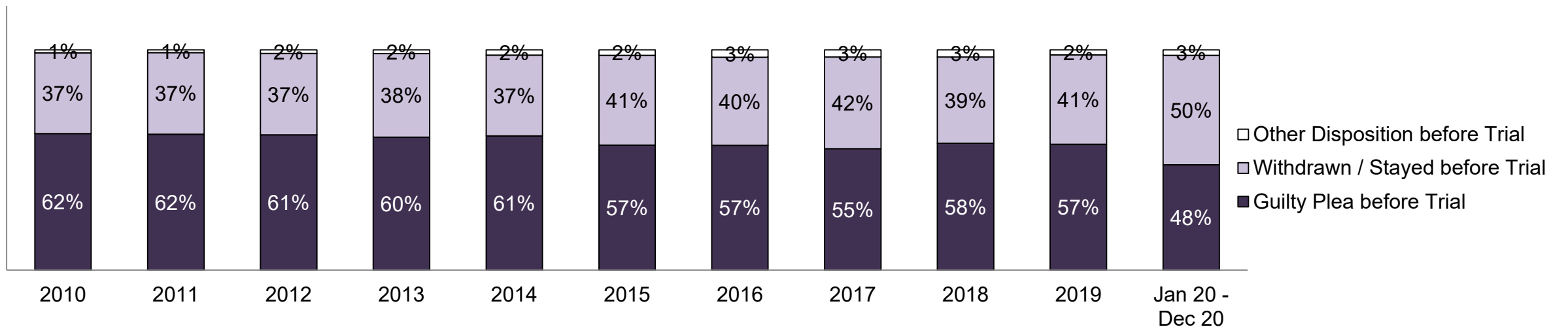
**ONTARIO COURT OF JUSTICE CRIMINAL MODERNIZATION COMMITTEE
GUELPH DASHBOARD¹⁹**



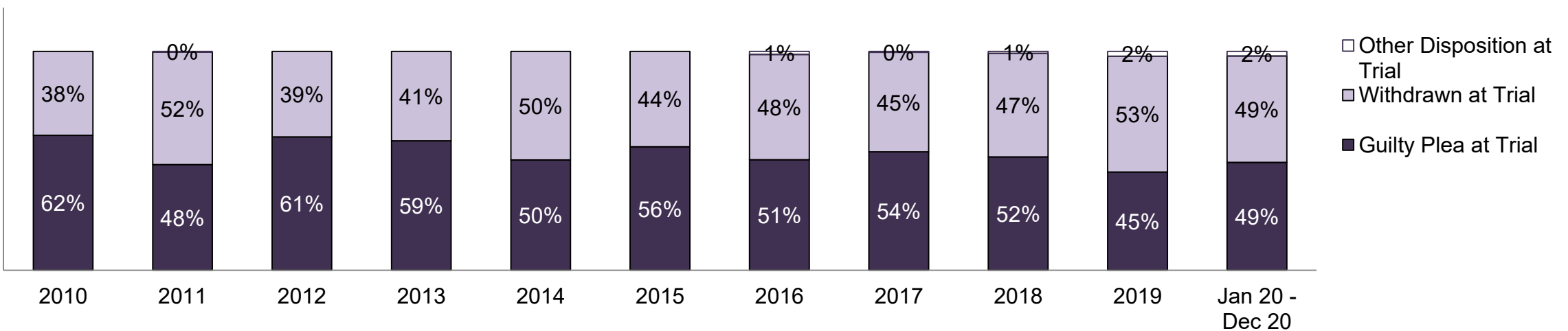
| Cases Disposed⁸ by Phase and Percentage of In-Custody¹¹, Out-of-Custody¹² Cases at Case Disposition | | | | | | | | | | | |
|---|-------------|-------------|-------------|-------------|-------------|-------------|-------------|-------------|-------------|-------------|------------------------|
| Phases | 2010 | 2011 | 2012 | 2013 | 2014 | 2015 | 2016 | 2017 | 2018 | 2019 | Jan 20 - Dec 20 |
| At Trial With Trial | 166 | 177 | 164 | 164 | 128 | 149 | 148 | 131 | 104 | 115 | 45 |
| In-Custody | 15% | 10% | 12% | 12% | 7% | 13% | 11% | 4% | 9% | 7% | 13% |
| Out-of-Custody | 85% | 90% | 88% | 88% | 93% | 87% | 89% | 96% | 91% | 93% | 87% |
| At Trial Without Trial | 415 | 460 | 328 | 218 | 250 | 257 | 293 | 264 | 224 | 236 | 146 |
| In-Custody | 13% | 8% | 11% | 14% | 15% | 11% | 13% | 10% | 13% | 7% | 14% |
| Out-of-Custody | 87% | 92% | 89% | 86% | 85% | 89% | 87% | 90% | 88% | 93% | 86% |
| Before Trial | 3,134 | 2,648 | 2,611 | 2,537 | 2,707 | 2,913 | 2,971 | 3,127 | 3,392 | 3,662 | 2,627 |
| In-Custody | 22% | 20% | 21% | 23% | 22% | 22% | 22% | 22% | 20% | 21% | 19% |
| Out-of-Custody | 78% | 80% | 79% | 77% | 78% | 78% | 78% | 78% | 80% | 79% | 81% |

ONTARIO COURT OF JUSTICE CRIMINAL MODERNIZATION COMMITTEE GUELPH DASHBOARD¹⁹

PERCENTAGE OF CASES DISPOSED⁸ BEFORE TRIAL BY OUTCOME

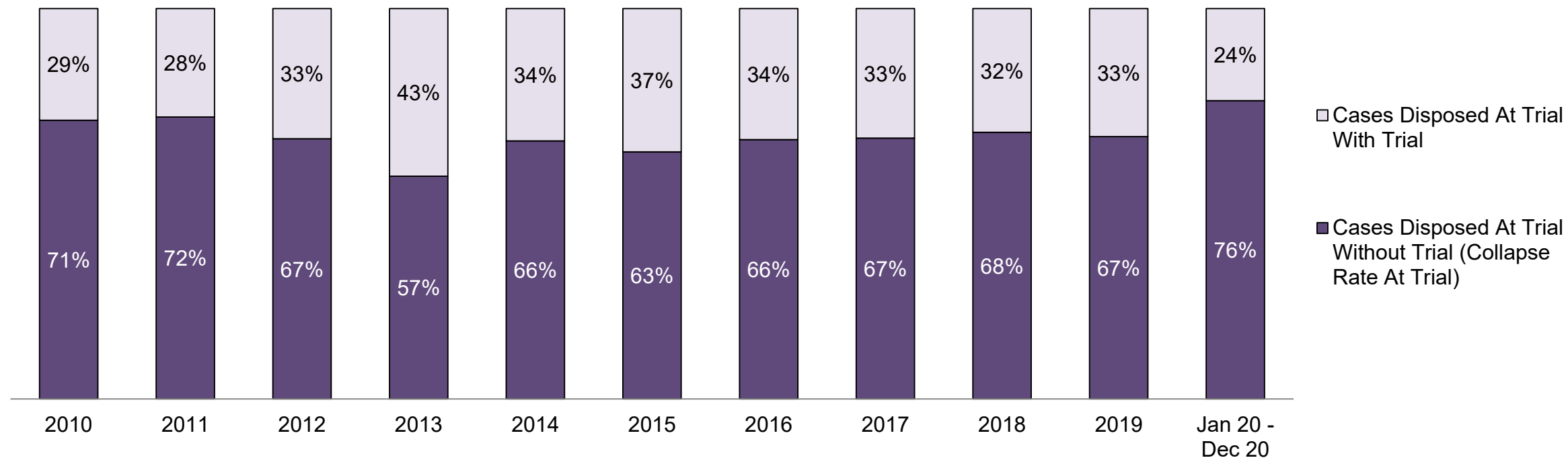


PERCENTAGE OF CASES DISPOSED⁸ AT TRIAL WITHOUT TRIAL (CASES COLLAPSED AT TRIAL) BY OUTCOME



ONTARIO COURT OF JUSTICE CRIMINAL MODERNIZATION COMMITTEE GUELPH DASHBOARD¹⁹

PERCENTAGE OF CASES DISPOSED⁸ BY PHASE FOR CASES SET FOR TRIAL¹³

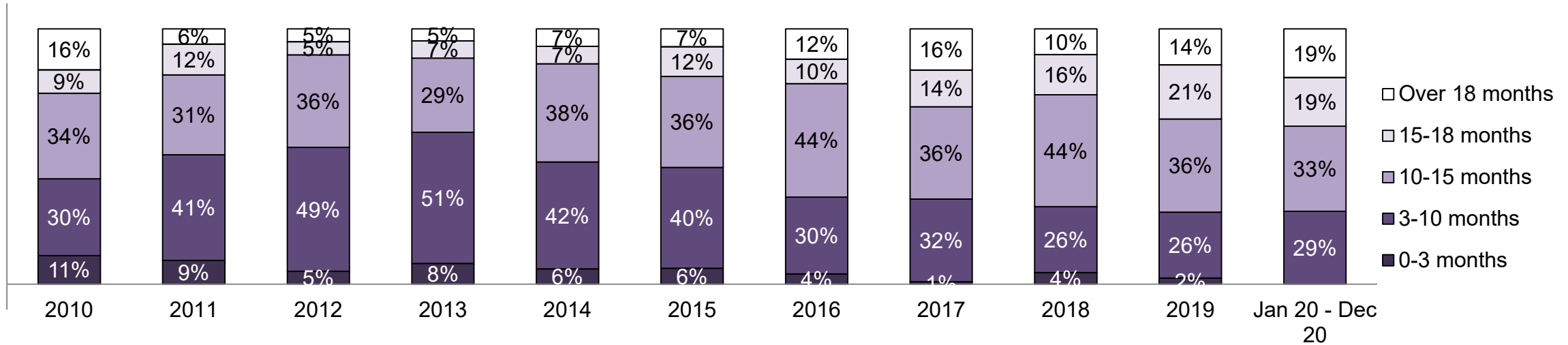


Percentage of Cases Disposed⁸ At Trial Without Trial (Collapse Rate At Trial²) by Offence Group At Disposition

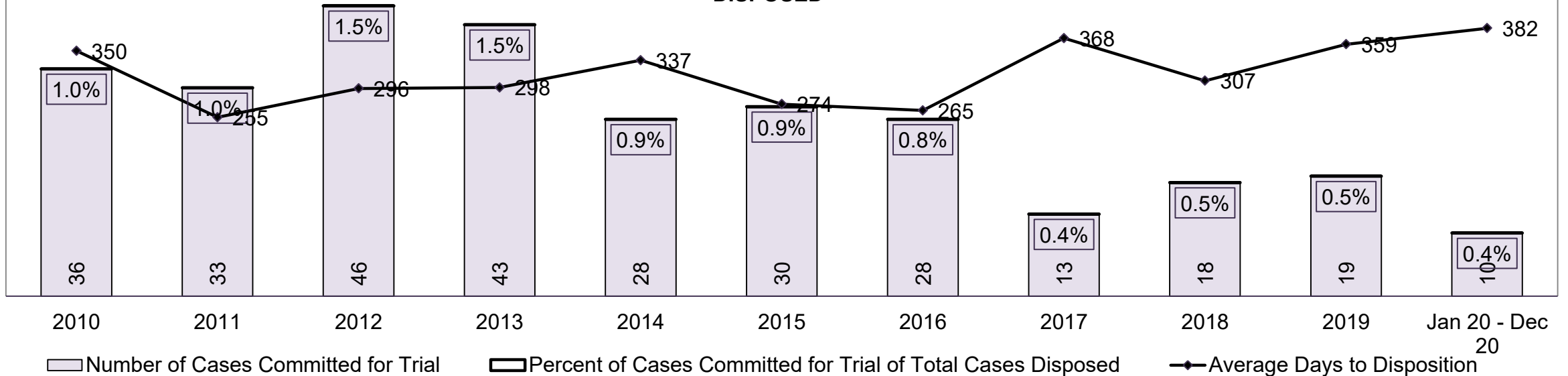
| Offence Group at Disposition ¹⁴ | 2010 | 2011 | 2012 | 2013 | 2014 | 2015 | 2016 | 2017 | 2018 | 2019 | Jan 20 - Dec 20 |
|--|-------------|-------------|-------------|-------------|-------------|-------------|-------------|-------------|-------------|-------------|-----------------|
| Crimes Against The Person | 37% | 44% | 41% | 49% | 45% | 32% | 37% | 37% | 33% | 42% | 35% |
| Crimes Against Property | 12% | 12% | 10% | 9% | 10% | 14% | 11% | 12% | 11% | 7% | 14% |
| Administration of Justice | 10% | 7% | 9% | 5% | 10% | 10% | 13% | 10% | 14% | 10% | 10% |
| Other Criminal Code | 6% | 7% | 4% | 5% | 1% | 7% | 6% | 6% | 8% | 8% | 5% |
| Criminal Code Traffic | 26% | 17% | 22% | 25% | 19% | 28% | 23% | 28% | 24% | 25% | 27% |
| Federal Statute | 9% | 12% | 14% | 7% | 15% | 9% | 10% | 7% | 10% | 7% | 9% |
| Total | 100% | 100% | 100% | 100% | 100% | 100% | 100% | 100% | 100% | 100% | 100% |

ONTARIO COURT OF JUSTICE CRIMINAL MODERNIZATION COMMITTEE GUELPH DASHBOARD¹⁹

PERCENTAGE OF CASES DISPOSED⁸ AT TRIAL WITH TRIAL BY MONTHS TO DISPOSITION¹⁰



NUMBER, PERCENTAGE, & AVERAGE DAYS TO DISPOSITION¹⁵ OF CASES COMMITTED FOR TRIAL¹⁶ OF TOTAL CASES DISPOSED⁸



**ONTARIO COURT OF JUSTICE CRIMINAL MODERNIZATION COMMITTEE
GUELPH DASHBOARD¹⁹
CASES PENDING AS OF DECEMBER 31, 2020**

PERCENTAGE OF PENDING CASES³ BY PENDING AGE⁶




Pending Cases³ by Pending Age⁶ and Percentage of Pending Cases In-Custody¹⁷ and Out-of-Custody¹⁸

| Court Location | Over 18 months | 15-18 months | 10-15 months | 8-10 months | 0-8 months | Total |
|----------------|----------------|--------------|--------------|-------------|------------|--------------|
| GUELPH | 78 | 62 | 186 | 181 | 2,686 | 3,193 |
| In-Custody | ■ 9% | ■ 10% | ■ 11% | ■ 14% | □ 7% | 8% |
| Out-of-Custody | ■ 91% | ■ 90% | ■ 89% | ■ 86% | □ 93% | 92% |

PENDING CASES³ BY PHASE: 15-18 MONTHS⁶



PENDING CASES³ BY PHASE: OVER 18 MONTHS⁶

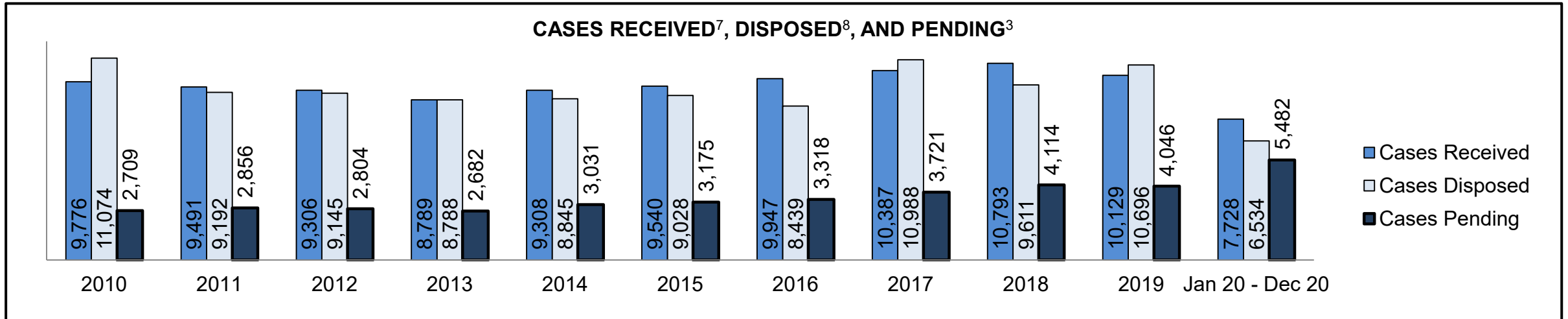


**ONTARIO COURT OF JUSTICE CRIMINAL MODERNIZATION COMMITTEE
KITCHENER DASHBOARD¹⁹**

| Key Metric | | Jan 20 - Dec 20 | | 2014 Baseline Median* | Change from 2014 Baseline Median | |
|------------------------------------|---|-------------------------------------|--------------------|-----------------------|----------------------------------|--------|
| | | Percent | Cases ¹ | | | |
| Bail | Disposed cases that began in the Bail Phase | | 46.9% | 3,062 | 48.0% | -1.1% |
| | Bail cases with a bail outcome (release order or detention order) | Total | 50.8% | 1,555 | 56.0% | -5.2% |
| | | Bail Disposition with 1 appearance | 68.6% | 1,067 | 47.7% | 20.9% |
| | | Bail Disposition in 1-3 days | 80.6% | 1,254 | 70.6% | 10.1% |
| | Bail cases with no bail disposition but with a case disposition | Total | 49.2% | 1,507 | 44.0% | 5.2% |
| | | Case disposition in 1-3 appearances | 20.6% | 310 | 35.1% | -14.6% |
| | | Case disposition in 0-3 months | 65.8% | 991 | 77.2% | -11.5% |
| Case disposition rate before trial | | 96.7% | 1,458 | 90.7% | 6.1% | |
| Before Trial | Disposition rate (includes bail cases with case dispositions) | | 95.6% | 6,245 | 83.6% | 12.0% |
| | Disposed within 1-3 appearances (net of bench warrant cases) | | 38.6% | 1,199 | 39.1% | -0.5% |
| | Disposed within 0-3 months (net of bench warrant cases) | | 64.0% | 1,986 | 60.6% | 3.4% |
| Trial | Collapse Rate at Trial ² | | 62.6% | 181 | 71.0% | -8.4% |

| Cases Pending ³ as of December 31, 2020 | | Percent | Cases ¹ | Cases in the Pre-Trial Phase ⁴ | Cases in the Trial Phase ⁵ (including preliminary hearing) |
|--|----------------|---------------|--------------------|---|---|
| Age of All Pending Cases⁶ | 0-8 months | 81.5% | 4,467 | 4,423 | 44 |
| | 8-10 months | 6.5% | 359 | 334 | 25 |
| | 10-15 months | 7.3% | 400 | 362 | 38 |
| | 15-18 months | 2.2% | 123 | 88 | 35 |
| | Over 18 months | 2.4% | 133 | 89 | 44 |
| Total | | 100.0% | 5,482 | 5,296 | 186 |

ONTARIO COURT OF JUSTICE CRIMINAL MODERNIZATION COMMITTEE KITCHENER DASHBOARD¹⁹



Cases Received⁷ by Offence Group

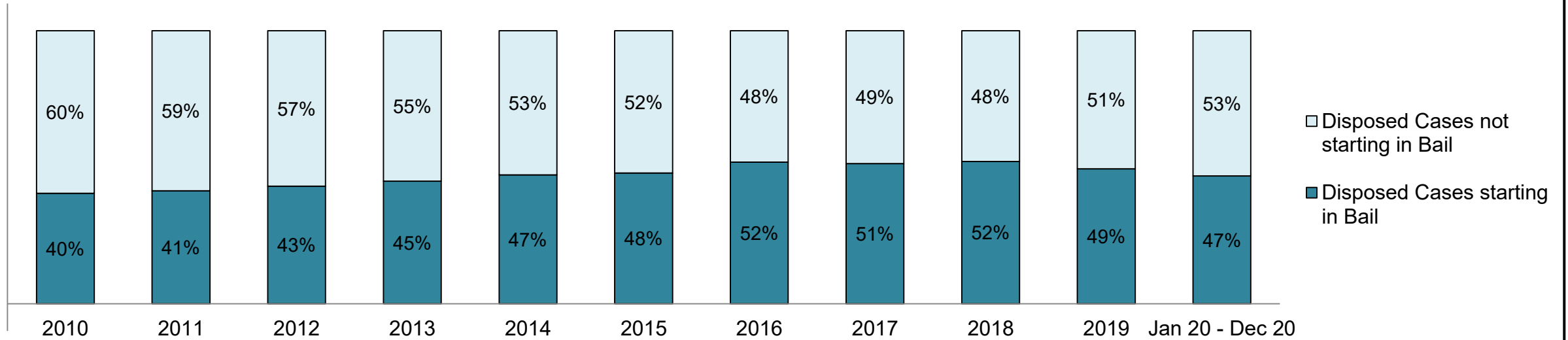
| Offence Group ⁹ | 2010 | 2011 | 2012 | 2013 | 2014 | 2015 | 2016 | 2017 | 2018 | 2019 | Jan 20 - Dec 20 |
|----------------------------|-------|-------|-------|-------|-------|-------|-------|-------|-------|-------|-----------------|
| Crimes Against The Person | 2,228 | 2,135 | 2,048 | 1,808 | 1,877 | 1,873 | 1,961 | 2,004 | 2,251 | 2,468 | 2,239 |
| Crimes Against Property | 2,746 | 2,689 | 2,547 | 2,330 | 2,616 | 2,674 | 2,835 | 2,815 | 2,837 | 2,867 | 2,028 |
| Administration of Justice | 2,741 | 2,678 | 2,853 | 2,725 | 3,063 | 3,307 | 3,439 | 3,935 | 3,992 | 3,088 | 1,898 |
| Other Criminal Code | 379 | 390 | 363 | 370 | 307 | 343 | 398 | 473 | 527 | 539 | 415 |
| Criminal Code Traffic | 784 | 838 | 776 | 683 | 667 | 618 | 719 | 683 | 695 | 698 | 726 |
| Federal Statute | 898 | 761 | 719 | 873 | 778 | 725 | 595 | 477 | 491 | 469 | 422 |

Cases Pending³ by Offence Group

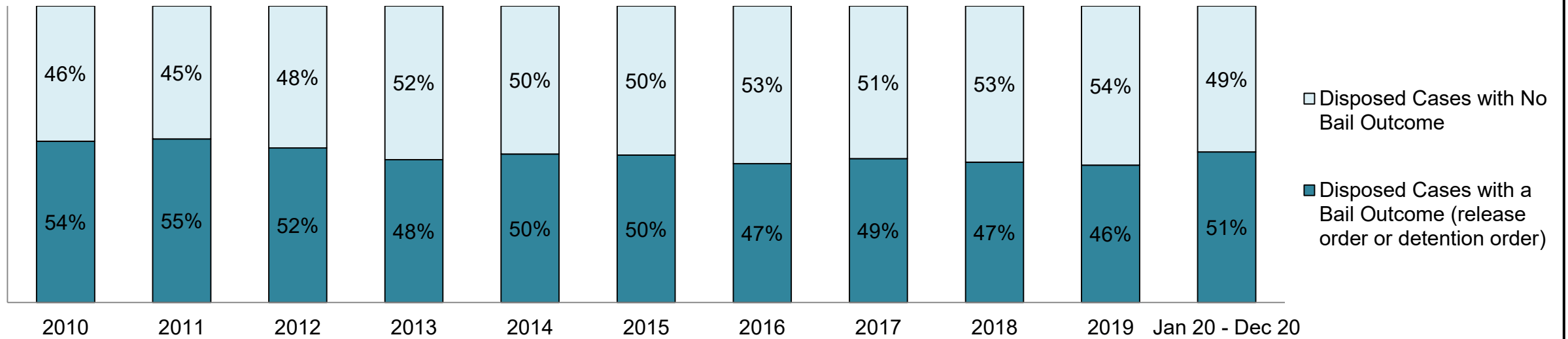
| Offence Group ⁹ | 2010 | 2011 | 2012 | 2013 | 2014 | 2015 | 2016 | 2017 | 2018 | 2019 | Jan 20 - Dec 20 |
|----------------------------|------|------|------|------|------|------|------|-------|-------|-------|-----------------|
| Crimes Against The Person | 726 | 782 | 779 | 716 | 794 | 795 | 871 | 906 | 1,128 | 1,245 | 1,750 |
| Crimes Against Property | 744 | 733 | 695 | 682 | 784 | 858 | 893 | 987 | 1,101 | 1,075 | 1,297 |
| Administration of Justice | 554 | 619 | 656 | 602 | 739 | 803 | 819 | 1,026 | 1,057 | 911 | 1,244 |
| Other Criminal Code | 120 | 154 | 121 | 129 | 110 | 141 | 143 | 193 | 240 | 238 | 326 |
| Criminal Code Traffic | 262 | 284 | 299 | 228 | 261 | 241 | 331 | 369 | 362 | 355 | 591 |
| Federal Statute | 303 | 284 | 254 | 325 | 343 | 337 | 261 | 240 | 226 | 222 | 274 |

ONTARIO COURT OF JUSTICE CRIMINAL MODERNIZATION COMMITTEE KITCHENER DASHBOARD¹⁹

PERCENTAGE OF DISPOSED CASES⁸ STARTING IN BAIL

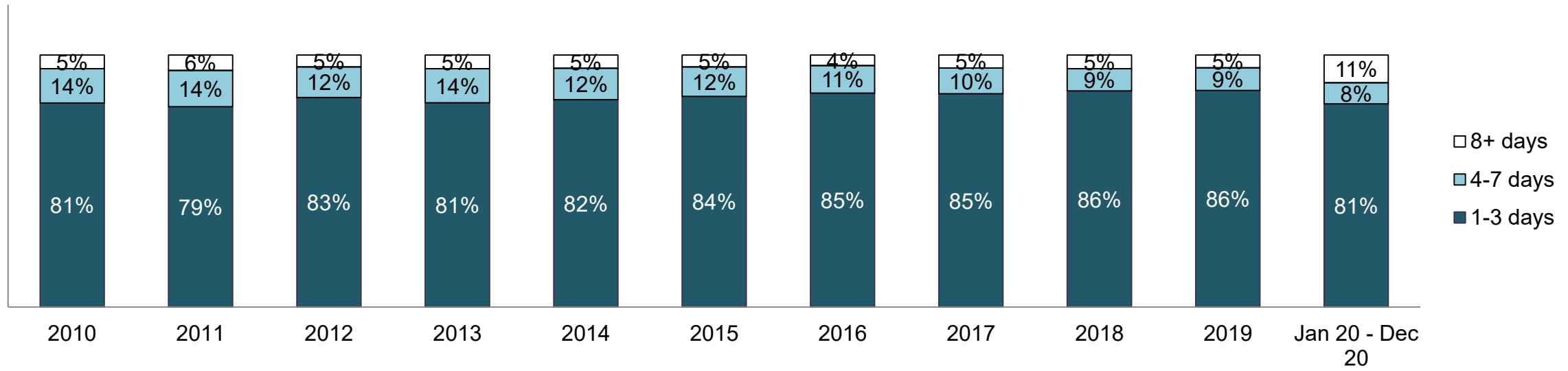


PERCENTAGE OF DISPOSED CASES⁸ STARTING IN BAIL BY BAIL OUTCOME

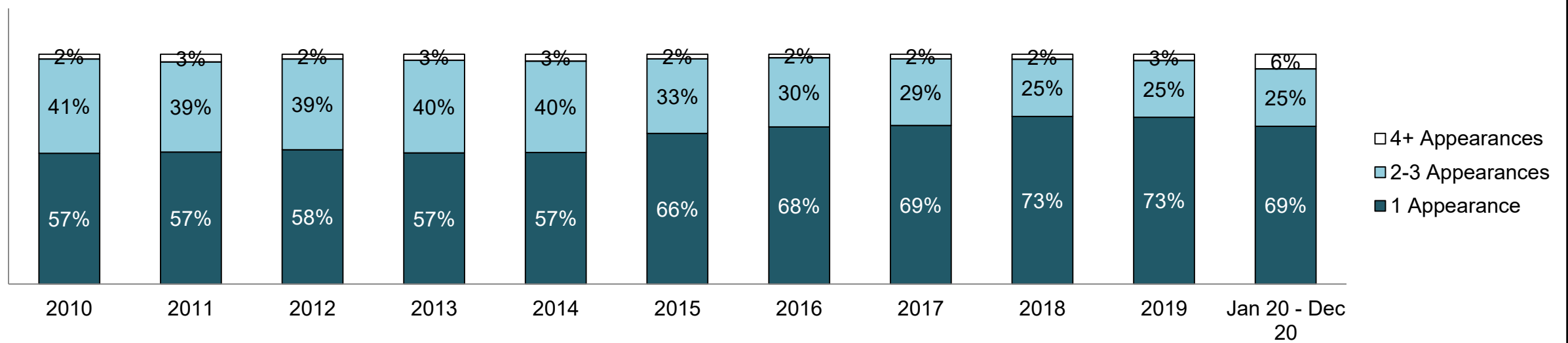


ONTARIO COURT OF JUSTICE CRIMINAL MODERNIZATION COMMITTEE KITCHENER DASHBOARD¹⁹

PERCENTAGE OF BAIL CASES BY DAYS FROM FIRST BAIL APPEARANCE TO BAIL DISPOSITION

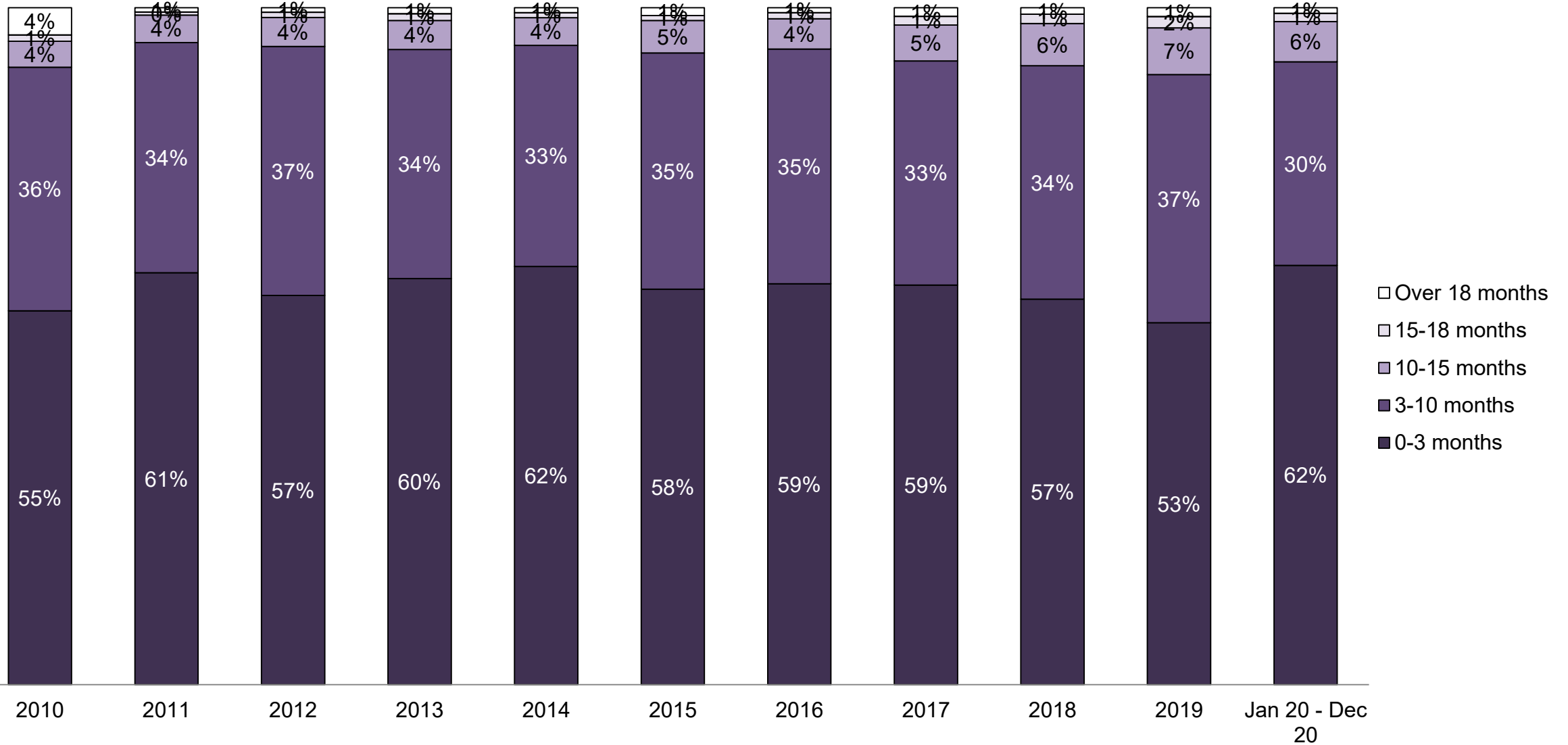


PERCENTAGE OF BAIL CASES BY NUMBER OF APPEARANCES FROM FIRST BAIL APPEARANCE TO BAIL DISPOSITION

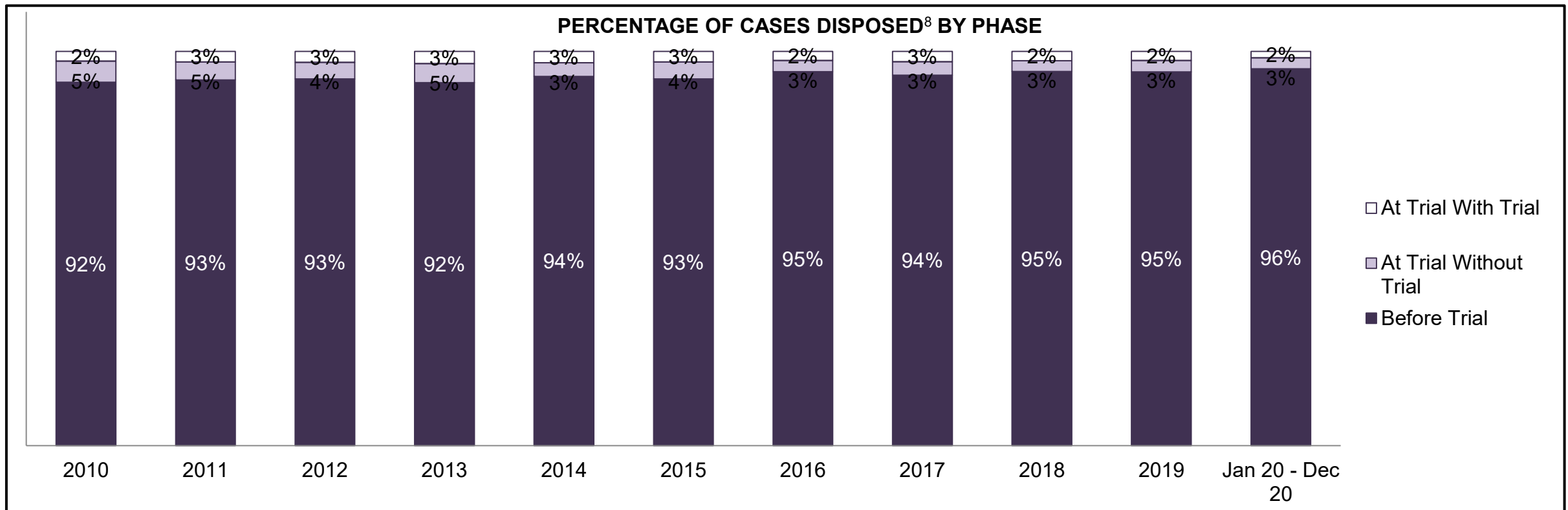


ONTARIO COURT OF JUSTICE CRIMINAL MODERNIZATION COMMITTEE KITCHENER DASHBOARD¹⁹

PERCENTAGE OF DISPOSED CASES⁸ BY MONTHS TO DISPOSITION¹⁰



**ONTARIO COURT OF JUSTICE CRIMINAL MODERNIZATION COMMITTEE
KITCHENER DASHBOARD¹⁹**

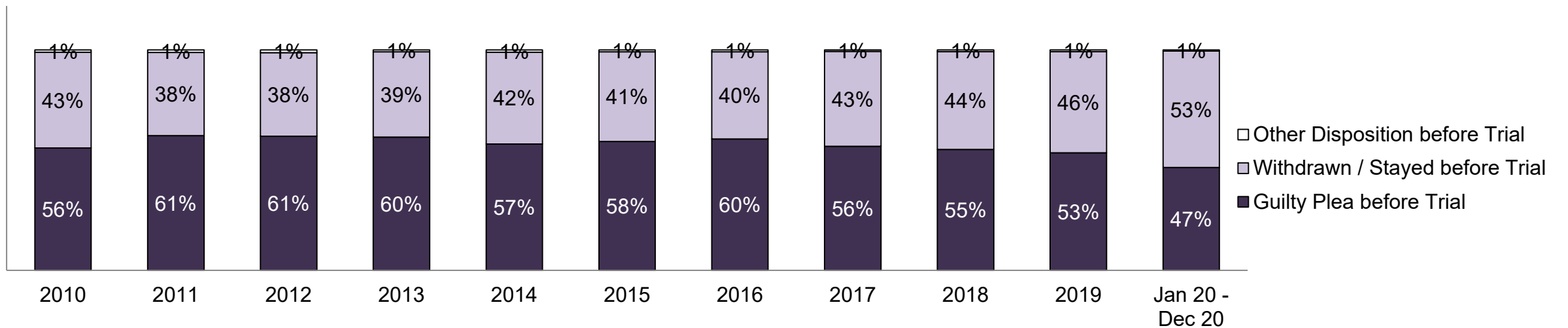


Cases Disposed⁸ by Phase and Percentage of In-Custody¹¹, Out-of-Custody¹² Cases at Case Disposition

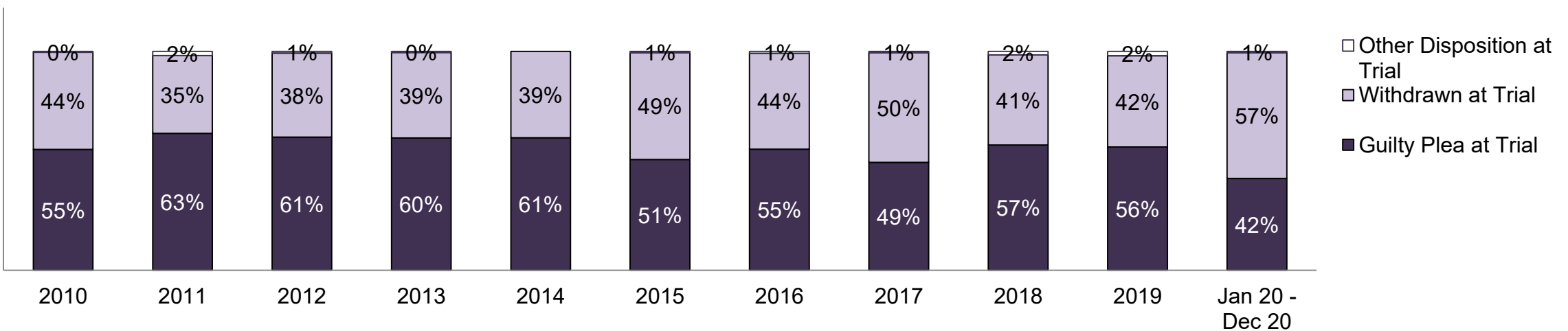
| Phases | 2010 | 2011 | 2012 | 2013 | 2014 | 2015 | 2016 | 2017 | 2018 | 2019 | Jan 20 - Dec 20 |
|-------------------------------|--------|-------|-------|-------|-------|-------|-------|--------|-------|--------|-----------------|
| At Trial With Trial | 275 | 247 | 253 | 273 | 255 | 243 | 194 | 287 | 225 | 248 | 108 |
| In-Custody | 15% | 16% | 18% | 17% | 21% | 16% | 24% | 15% | 17% | 23% | 19% |
| Out-of-Custody | 85% | 84% | 82% | 83% | 79% | 84% | 76% | 85% | 83% | 77% | 81% |
| At Trial Without Trial | 592 | 420 | 383 | 422 | 307 | 385 | 242 | 375 | 262 | 307 | 181 |
| In-Custody | 16% | 18% | 17% | 18% | 26% | 25% | 31% | 29% | 24% | 20% | 19% |
| Out-of-Custody | 84% | 82% | 83% | 82% | 74% | 75% | 69% | 71% | 76% | 80% | 81% |
| Before Trial | 10,207 | 8,525 | 8,509 | 8,093 | 8,283 | 8,400 | 8,003 | 10,326 | 9,124 | 10,141 | 6,245 |
| In-Custody | 20% | 20% | 22% | 25% | 25% | 25% | 28% | 27% | 28% | 28% | 24% |
| Out-of-Custody | 80% | 80% | 78% | 75% | 75% | 75% | 72% | 73% | 72% | 72% | 76% |

ONTARIO COURT OF JUSTICE CRIMINAL MODERNIZATION COMMITTEE KITCHENER DASHBOARD¹⁹

PERCENTAGE OF CASES DISPOSED⁸ BEFORE TRIAL BY OUTCOME

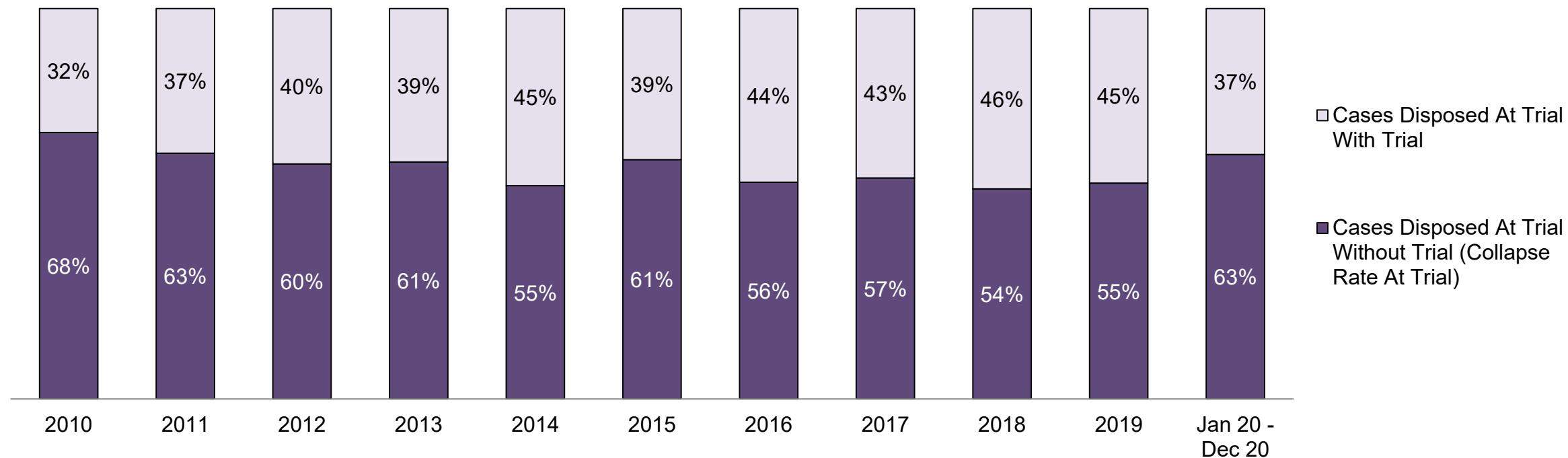


PERCENTAGE OF CASES DISPOSED⁸ AT TRIAL WITHOUT TRIAL (CASES COLLAPSED AT TRIAL) BY OUTCOME



ONTARIO COURT OF JUSTICE CRIMINAL MODERNIZATION COMMITTEE KITCHENER DASHBOARD¹⁹

PERCENTAGE OF CASES DISPOSED⁸ BY PHASE FOR CASES SET FOR TRIAL¹³

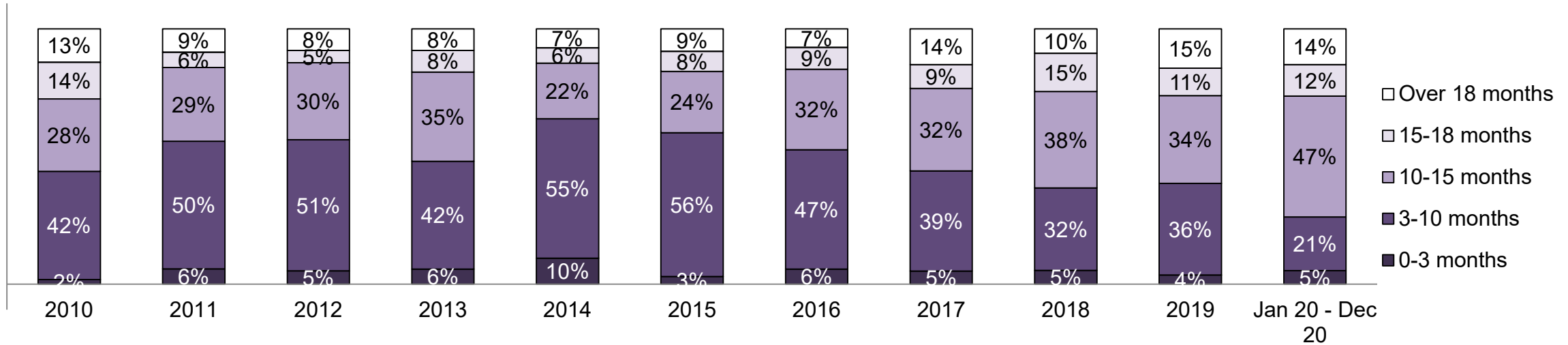


Percentage of Cases Disposed⁸ At Trial Without Trial (Collapse Rate At Trial²) by Offence Group At Disposition

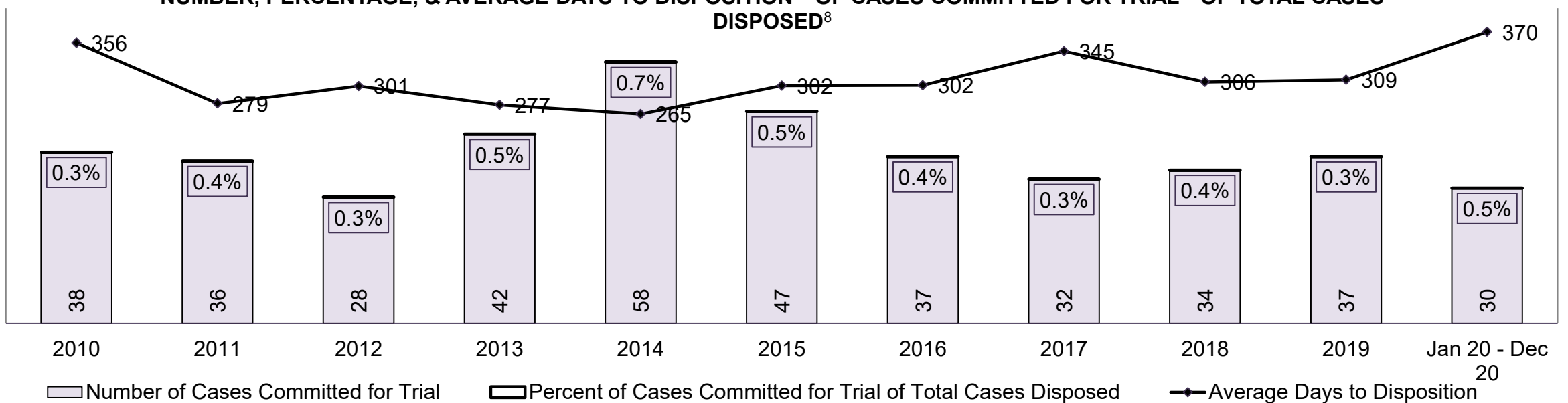
| Offence Group at Disposition ¹⁴ | 2010 | 2011 | 2012 | 2013 | 2014 | 2015 | 2016 | 2017 | 2018 | 2019 | Jan 20 - Dec 20 |
|--|-------------|-------------|-------------|-------------|-------------|-------------|-------------|-------------|-------------|-------------|-----------------|
| Crimes Against The Person | 39% | 37% | 37% | 38% | 37% | 34% | 39% | 44% | 37% | 44% | 43% |
| Crimes Against Property | 16% | 17% | 15% | 14% | 12% | 15% | 13% | 11% | 10% | 7% | 10% |
| Administration of Justice | 11% | 13% | 10% | 12% | 14% | 12% | 13% | 9% | 9% | 11% | 7% |
| Other Criminal Code | 4% | 5% | 5% | 3% | 8% | 5% | 7% | 5% | 7% | 5% | 9% |
| Criminal Code Traffic | 26% | 21% | 24% | 23% | 20% | 21% | 18% | 23% | 28% | 25% | 22% |
| Federal Statute | 5% | 7% | 9% | 9% | 9% | 13% | 10% | 8% | 9% | 8% | 10% |
| Total | 100% | 100% | 100% | 100% | 100% | 100% | 100% | 100% | 100% | 100% | 100% |

ONTARIO COURT OF JUSTICE CRIMINAL MODERNIZATION COMMITTEE KITCHENER DASHBOARD¹⁹

PERCENTAGE OF CASES DISPOSED⁸ AT TRIAL WITH TRIAL BY MONTHS TO DISPOSITION¹⁰



NUMBER, PERCENTAGE, & AVERAGE DAYS TO DISPOSITION¹⁵ OF CASES COMMITTED FOR TRIAL¹⁶ OF TOTAL CASES DISPOSED⁸



**ONTARIO COURT OF JUSTICE CRIMINAL MODERNIZATION COMMITTEE
KITCHENER DASHBOARD¹⁹
CASES PENDING AS OF DECEMBER 31, 2020**

PERCENTAGE OF PENDING CASES³ BY PENDING AGE⁶



Pending Cases³ by Pending Age⁶ and Percentage of Pending Cases In-Custody¹⁷ and Out-of-Custody¹⁸

| Court Location | Over 18 months | 15-18 months | 10-15 months | 8-10 months | 0-8 months | Total |
|------------------|----------------|--------------|--------------|-------------|------------|--------------|
| KITCHENER | 133 | 123 | 400 | 359 | 4,467 | 5,482 |
| In-Custody | 28% | 11% | 19% | 13% | 11% | 12% |
| Out-of-Custody | 72% | 89% | 82% | 87% | 89% | 88% |

PENDING CASES³ BY PHASE: 15-18 MONTHS⁶



PENDING CASES³ BY PHASE: OVER 18 MONTHS⁶



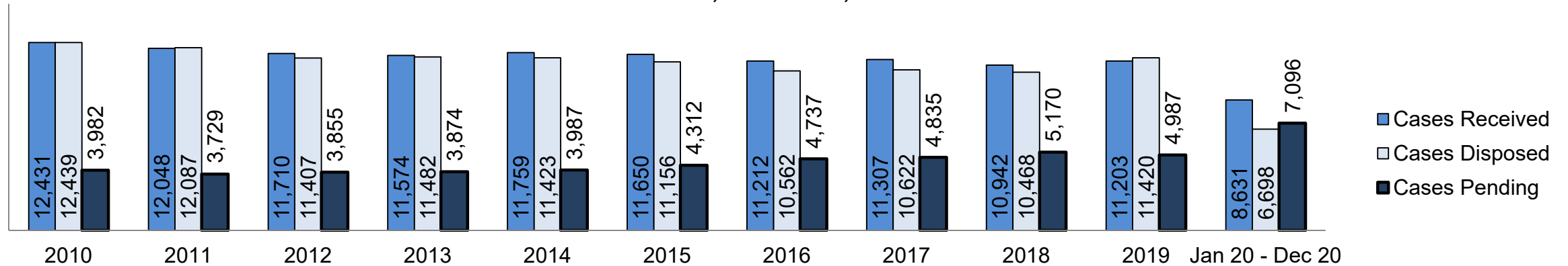
**ONTARIO COURT OF JUSTICE CRIMINAL MODERNIZATION COMMITTEE
LONDON DASHBOARD¹⁹**

| Key Metric | | Jan 20 - Dec 20 | | 2014 Baseline Median* | Change from 2014 Baseline Median | |
|------------------------------------|---|-------------------------------------|--------------------|-----------------------|----------------------------------|--------|
| | | Percent | Cases ¹ | | | |
| Bail | Disposed cases that began in the Bail Phase | | 44.1% | 2,953 | 42.3% | 1.7% |
| | Bail cases with a bail outcome (release order or detention order) | Total | 64.1% | 1,892 | 61.2% | 2.9% |
| | | Bail Disposition with 1 appearance | 55.1% | 1,042 | 57.6% | -2.6% |
| | | Bail Disposition in 1-3 days | 67.2% | 1,272 | 72.5% | -5.3% |
| | Bail cases with no bail disposition but with a case disposition | Total | 35.9% | 1,061 | 38.8% | -2.9% |
| | | Case disposition in 1-3 appearances | 11.9% | 126 | 29.8% | -17.9% |
| | | Case disposition in 0-3 months | 66.6% | 707 | 80.0% | -13.4% |
| Case disposition rate before trial | | 96.1% | 1,020 | 93.2% | 3.0% | |
| Before Trial | Disposition rate (includes bail cases with case dispositions) | | 91.7% | 6,144 | 87.8% | 3.9% |
| | Disposed within 1-3 appearances (net of bench warrant cases) | | 26.6% | 876 | 32.8% | -6.2% |
| | Disposed within 0-3 months (net of bench warrant cases) | | 54.8% | 1,804 | 60.7% | -5.9% |
| Trial | Collapse Rate at Trial ² | | 71.1% | 394 | 63.8% | 7.3% |

| Cases Pending ³ as of December 31, 2020 | | Percent | Cases ¹ | Cases in the Pre-Trial Phase ⁴ | Cases in the Trial Phase ⁵ (including preliminary hearing) |
|--|----------------|---------------|--------------------|---|---|
| Age of All Pending Cases⁶ | 0-8 months | 71.7% | 5,090 | 5,045 | 45 |
| | 8-10 months | 9.3% | 658 | 627 | 31 |
| | 10-15 months | 11.1% | 787 | 712 | 75 |
| | 15-18 months | 3.0% | 211 | 158 | 53 |
| | Over 18 months | 4.9% | 350 | 215 | 135 |
| Total | | 100.0% | 7,096 | 6,757 | 339 |

ONTARIO COURT OF JUSTICE CRIMINAL MODERNIZATION COMMITTEE LONDON DASHBOARD¹⁹

CASES RECEIVED⁷, DISPOSED⁸, AND PENDING³



Cases Received⁷ by Offence Group

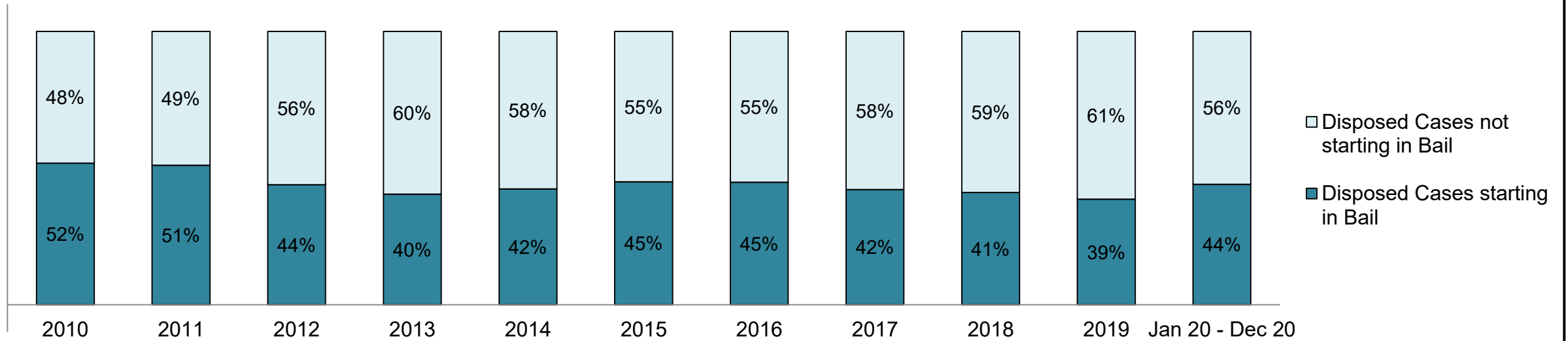
| Offence Group ⁹ | 2010 | 2011 | 2012 | 2013 | 2014 | 2015 | 2016 | 2017 | 2018 | 2019 | Jan 20 - Dec 20 |
|----------------------------|-------|-------|-------|-------|-------|-------|-------|-------|-------|-------|-----------------|
| Crimes Against The Person | 2,889 | 2,709 | 2,423 | 2,178 | 2,095 | 2,286 | 2,404 | 2,525 | 2,682 | 2,631 | 2,468 |
| Crimes Against Property | 2,995 | 2,836 | 2,514 | 2,291 | 2,356 | 2,405 | 2,341 | 2,670 | 2,887 | 3,172 | 2,131 |
| Administration of Justice | 3,980 | 4,007 | 4,274 | 4,508 | 5,077 | 4,830 | 4,544 | 4,114 | 3,564 | 3,639 | 2,377 |
| Other Criminal Code | 672 | 802 | 827 | 788 | 666 | 688 | 682 | 730 | 682 | 636 | 587 |
| Criminal Code Traffic | 560 | 546 | 481 | 564 | 487 | 512 | 425 | 431 | 471 | 580 | 574 |
| Federal Statute | 1,335 | 1,148 | 1,191 | 1,245 | 1,078 | 929 | 816 | 837 | 656 | 545 | 494 |

Cases Pending³ by Offence Group

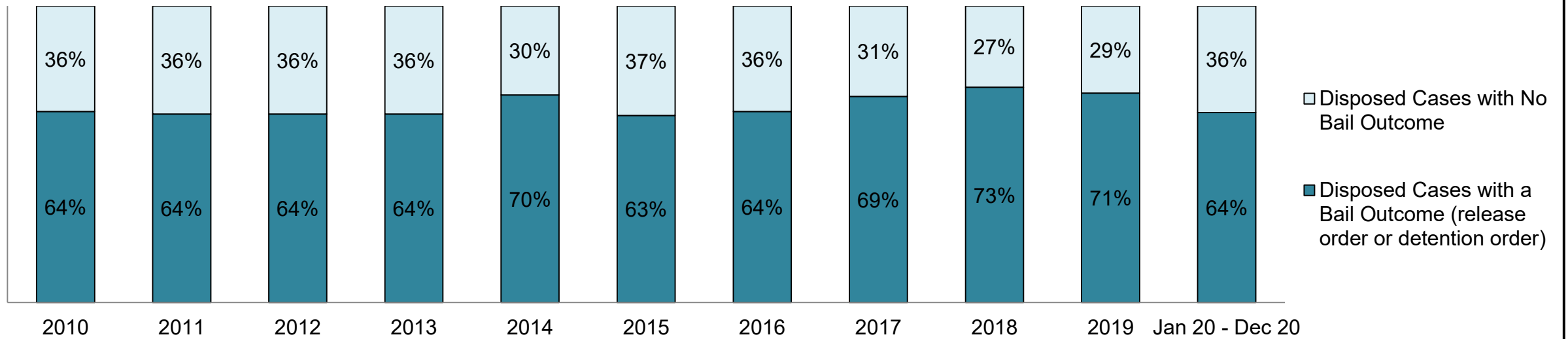
| Offence Group ⁹ | 2010 | 2011 | 2012 | 2013 | 2014 | 2015 | 2016 | 2017 | 2018 | 2019 | Jan 20 - Dec 20 |
|----------------------------|-------|-------|-------|-------|-------|-------|-------|-------|-------|-------|-----------------|
| Crimes Against The Person | 1,213 | 1,031 | 1,003 | 880 | 932 | 1,165 | 1,326 | 1,399 | 1,562 | 1,618 | 2,269 |
| Crimes Against Property | 908 | 871 | 791 | 790 | 825 | 995 | 1,051 | 1,167 | 1,413 | 1,252 | 1,645 |
| Administration of Justice | 803 | 772 | 977 | 1,037 | 1,234 | 1,193 | 1,295 | 1,194 | 1,228 | 1,125 | 1,591 |
| Other Criminal Code | 304 | 312 | 376 | 377 | 313 | 285 | 341 | 362 | 367 | 343 | 574 |
| Criminal Code Traffic | 234 | 199 | 172 | 200 | 215 | 247 | 263 | 233 | 245 | 310 | 541 |
| Federal Statute | 520 | 544 | 536 | 590 | 468 | 427 | 461 | 480 | 355 | 339 | 476 |

ONTARIO COURT OF JUSTICE CRIMINAL MODERNIZATION COMMITTEE LONDON DASHBOARD¹⁹

PERCENTAGE OF DISPOSED CASES⁸ STARTING IN BAIL

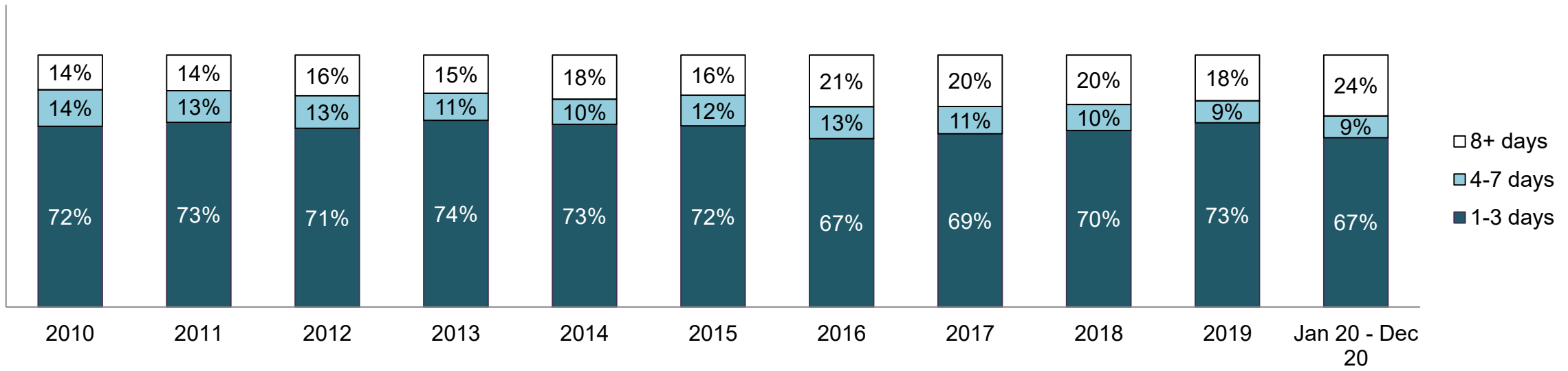


PERCENTAGE OF DISPOSED CASES⁸ STARTING IN BAIL BY BAIL OUTCOME

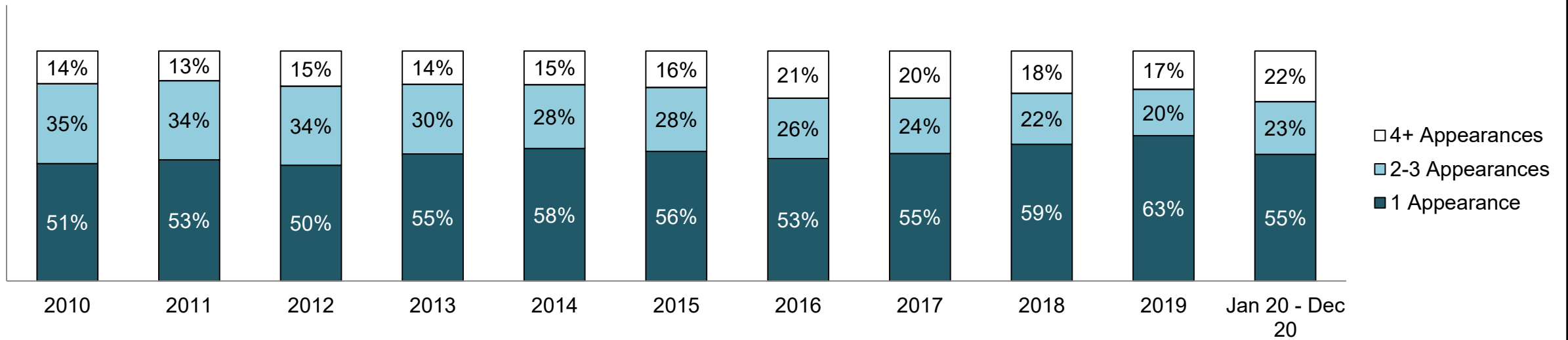


ONTARIO COURT OF JUSTICE CRIMINAL MODERNIZATION COMMITTEE LONDON DASHBOARD¹⁹

PERCENTAGE OF BAIL CASES BY DAYS FROM FIRST BAIL APPEARANCE TO BAIL DISPOSITION

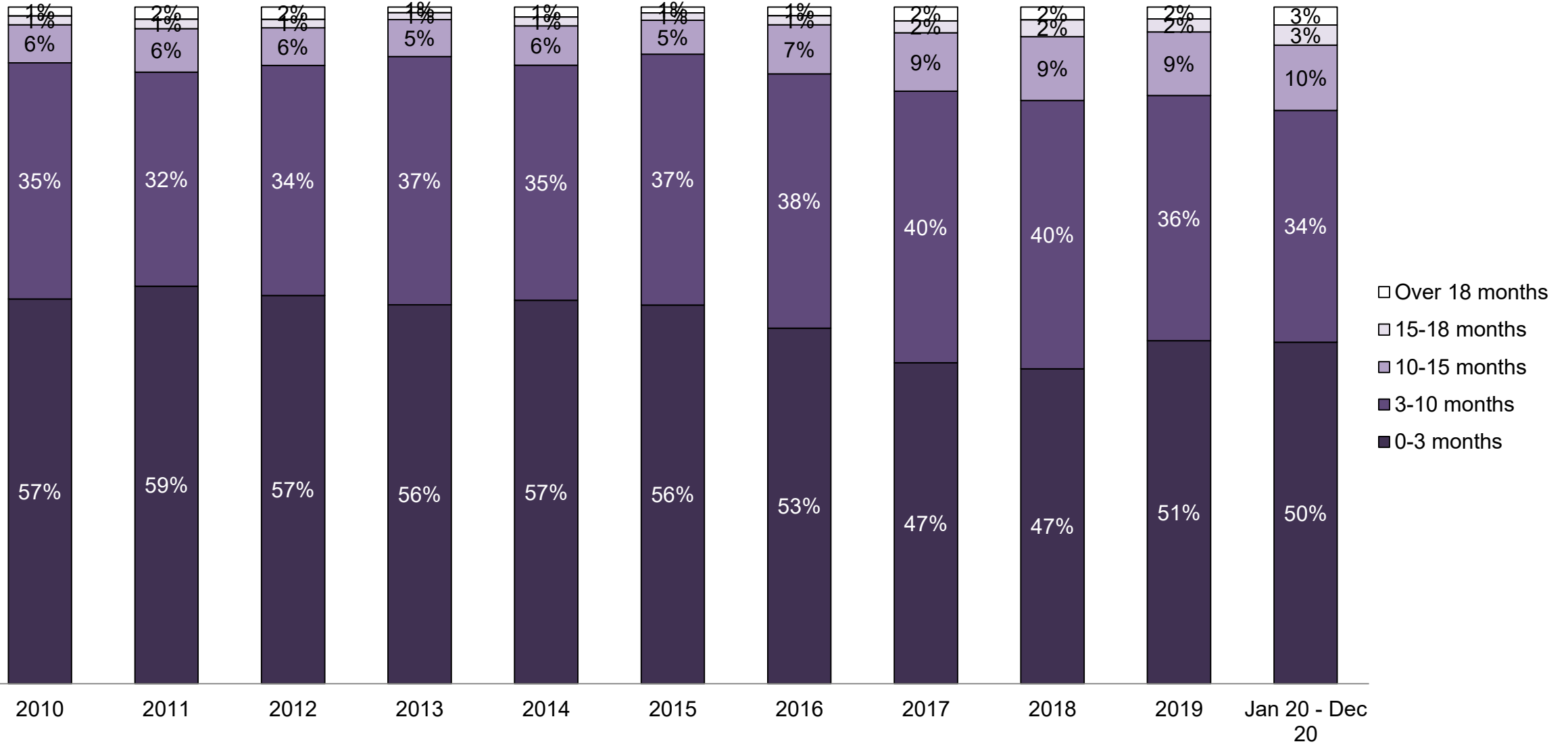


PERCENTAGE OF BAIL CASES BY NUMBER OF APPEARANCES FROM FIRST BAIL APPEARANCE TO BAIL DISPOSITION

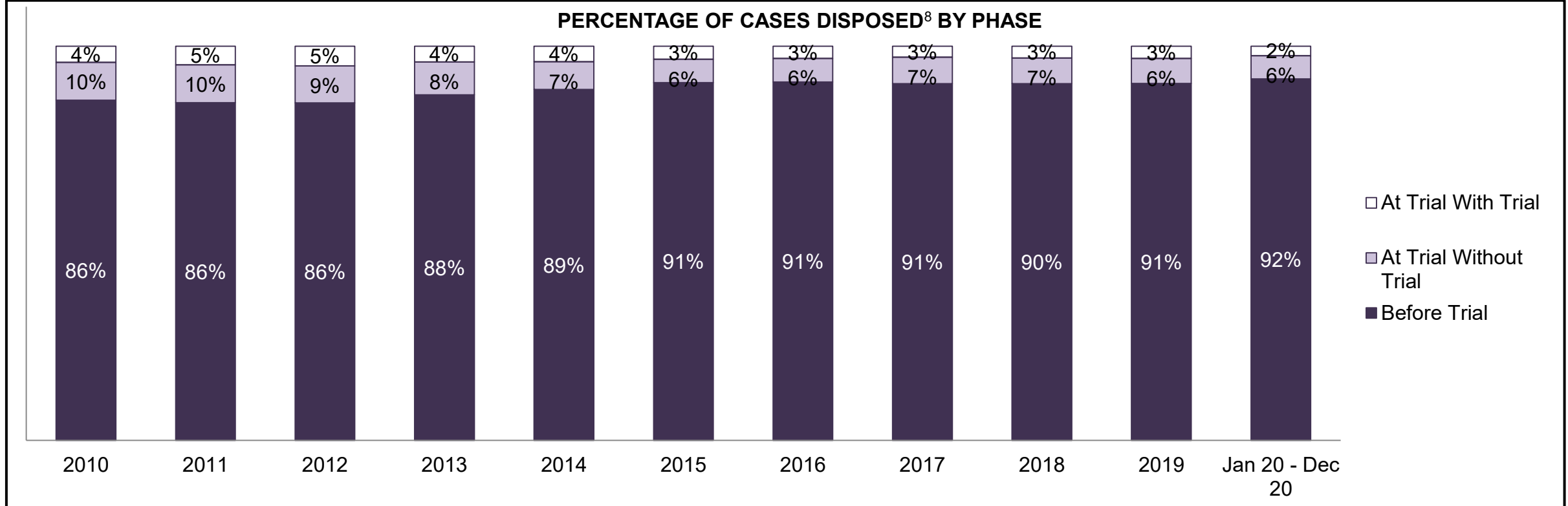


ONTARIO COURT OF JUSTICE CRIMINAL MODERNIZATION COMMITTEE LONDON DASHBOARD¹⁹

PERCENTAGE OF DISPOSED CASES⁸ BY MONTHS TO DISPOSITION¹⁰



**ONTARIO COURT OF JUSTICE CRIMINAL MODERNIZATION COMMITTEE
LONDON DASHBOARD¹⁹**

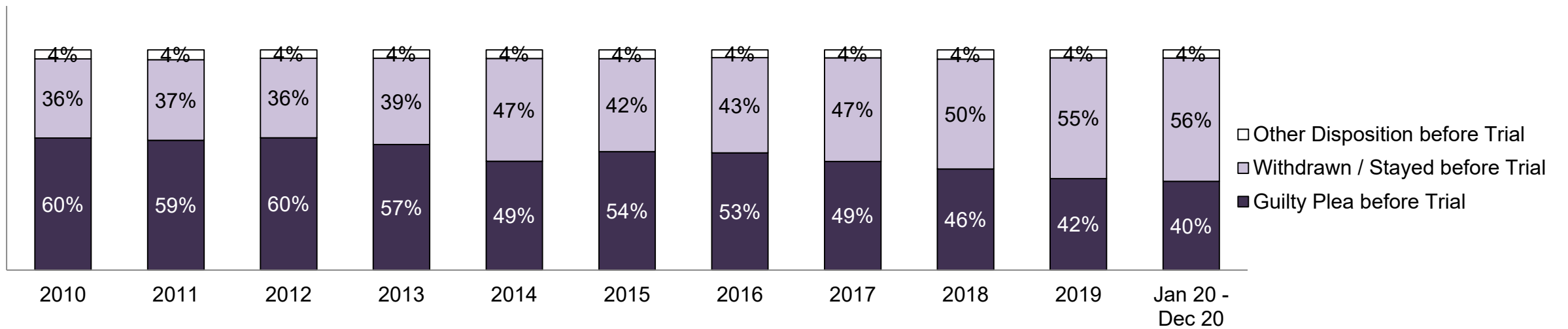


Cases Disposed⁸ by Phase and Percentage of In-Custody¹¹, Out-of-Custody¹² Cases at Case Disposition

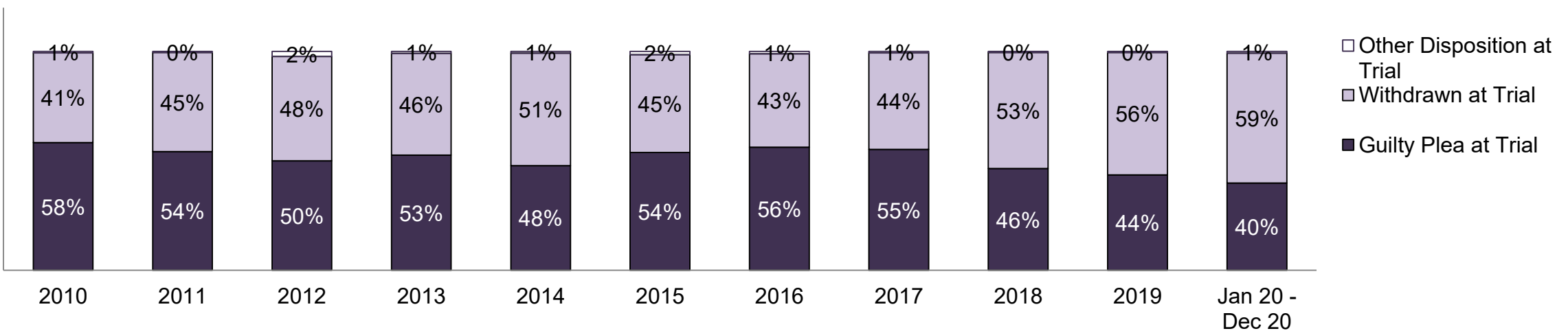
| Phases | 2010 | 2011 | 2012 | 2013 | 2014 | 2015 | 2016 | 2017 | 2018 | 2019 | Jan 20 - Dec 20 |
|-------------------------------|--------|--------|-------|--------|--------|--------|-------|-------|-------|--------|-----------------|
| At Trial With Trial | 509 | 569 | 566 | 460 | 452 | 371 | 328 | 297 | 312 | 356 | 160 |
| In-Custody | 16% | 15% | 14% | 13% | 11% | 15% | 14% | 9% | 10% | 11% | 12% |
| Out-of-Custody | 84% | 85% | 86% | 87% | 89% | 85% | 86% | 91% | 90% | 89% | 88% |
| At Trial Without Trial | 1,192 | 1,165 | 1,076 | 957 | 803 | 661 | 633 | 711 | 684 | 722 | 394 |
| In-Custody | 16% | 16% | 12% | 11% | 10% | 15% | 10% | 9% | 10% | 8% | 7% |
| Out-of-Custody | 84% | 84% | 88% | 89% | 90% | 85% | 90% | 91% | 90% | 92% | 93% |
| Before Trial | 10,738 | 10,353 | 9,765 | 10,065 | 10,168 | 10,124 | 9,601 | 9,614 | 9,472 | 10,342 | 6,144 |
| In-Custody | 21% | 21% | 18% | 17% | 15% | 19% | 19% | 15% | 13% | 13% | 19% |
| Out-of-Custody | 79% | 79% | 82% | 83% | 85% | 81% | 81% | 85% | 87% | 87% | 81% |

ONTARIO COURT OF JUSTICE CRIMINAL MODERNIZATION COMMITTEE LONDON DASHBOARD¹⁹

PERCENTAGE OF CASES DISPOSED⁸ BEFORE TRIAL BY OUTCOME

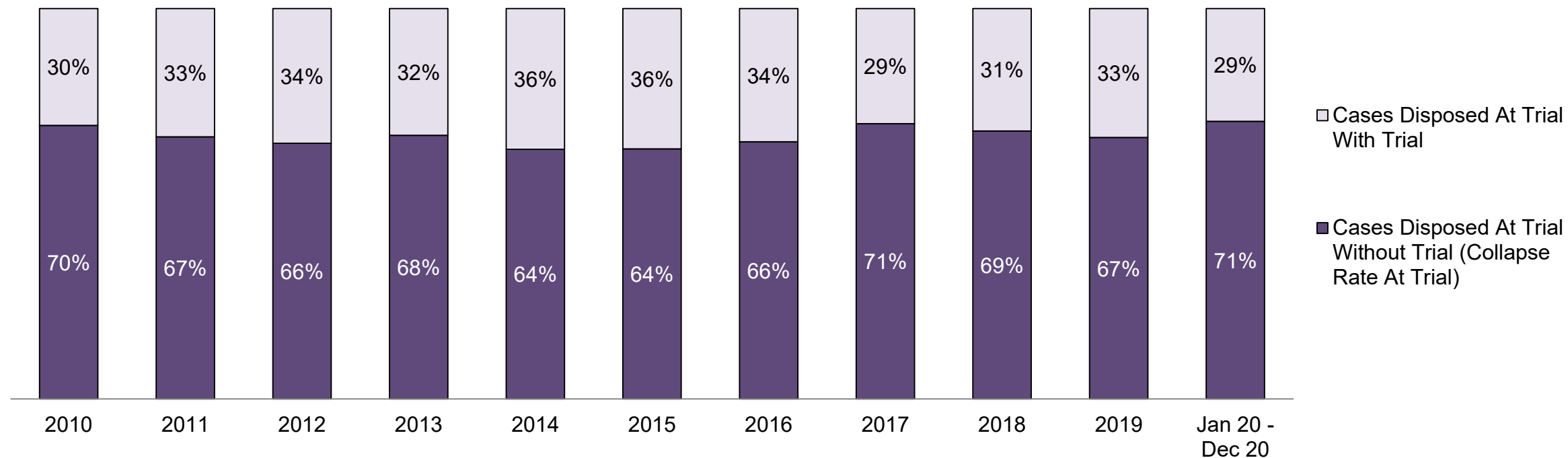


PERCENTAGE OF CASES DISPOSED⁸ AT TRIAL WITHOUT TRIAL (CASES COLLAPSED AT TRIAL) BY OUTCOME



ONTARIO COURT OF JUSTICE CRIMINAL MODERNIZATION COMMITTEE LONDON DASHBOARD¹⁹

PERCENTAGE OF CASES DISPOSED⁸ BY PHASE FOR CASES SET FOR TRIAL¹³

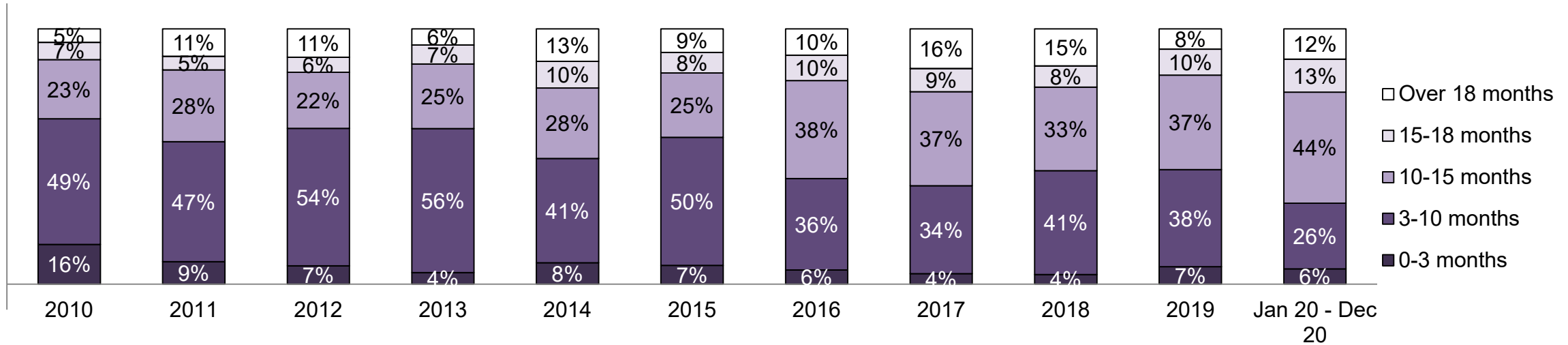


Percentage of Cases Disposed⁸ At Trial Without Trial (Collapse Rate At Trial²) by Offence Group At Disposition

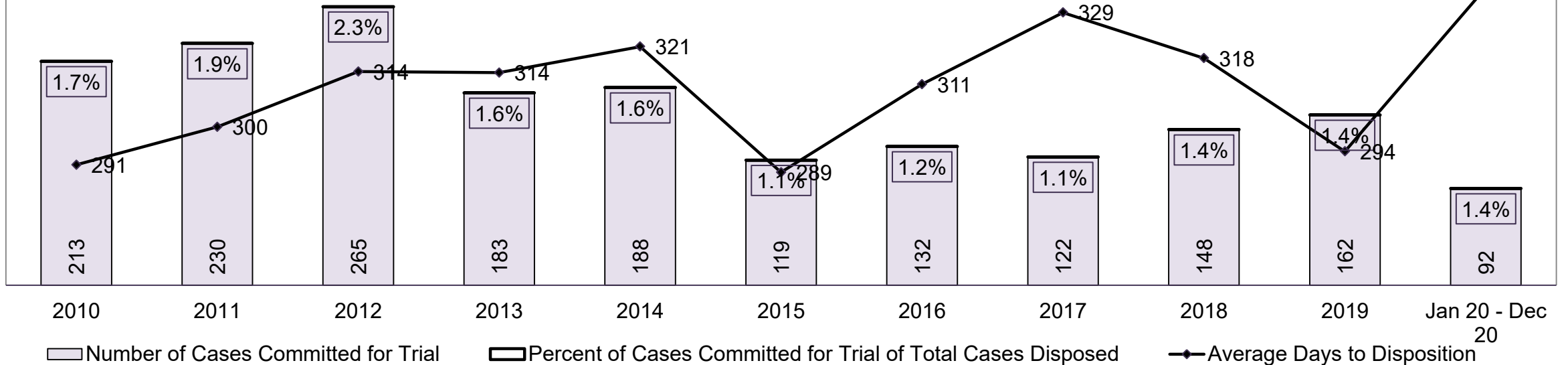
| Offence Group at Disposition ¹⁴ | 2010 | 2011 | 2012 | 2013 | 2014 | 2015 | 2016 | 2017 | 2018 | 2019 | Jan 20 - Dec 20 |
|--|-------------|-------------|-------------|-------------|-------------|-------------|-------------|-------------|-------------|-------------|-----------------|
| Crimes Against The Person | 43% | 47% | 45% | 41% | 38% | 43% | 45% | 46% | 49% | 53% | 55% |
| Crimes Against Property | 12% | 14% | 14% | 15% | 10% | 12% | 11% | 10% | 10% | 10% | 9% |
| Administration of Justice | 13% | 12% | 14% | 15% | 14% | 13% | 14% | 11% | 12% | 12% | 9% |
| Other Criminal Code | 9% | 7% | 9% | 10% | 13% | 9% | 8% | 7% | 8% | 10% | 9% |
| Criminal Code Traffic | 11% | 7% | 6% | 6% | 7% | 10% | 9% | 12% | 9% | 10% | 8% |
| Federal Statute | 11% | 12% | 13% | 13% | 18% | 13% | 12% | 14% | 12% | 6% | 10% |
| Total | 100% | 100% | 100% | 100% | 100% | 100% | 100% | 100% | 100% | 100% | 100% |

ONTARIO COURT OF JUSTICE CRIMINAL MODERNIZATION COMMITTEE LONDON DASHBOARD¹⁹

PERCENTAGE OF CASES DISPOSED⁸ AT TRIAL WITH TRIAL BY MONTHS TO DISPOSITION¹⁰

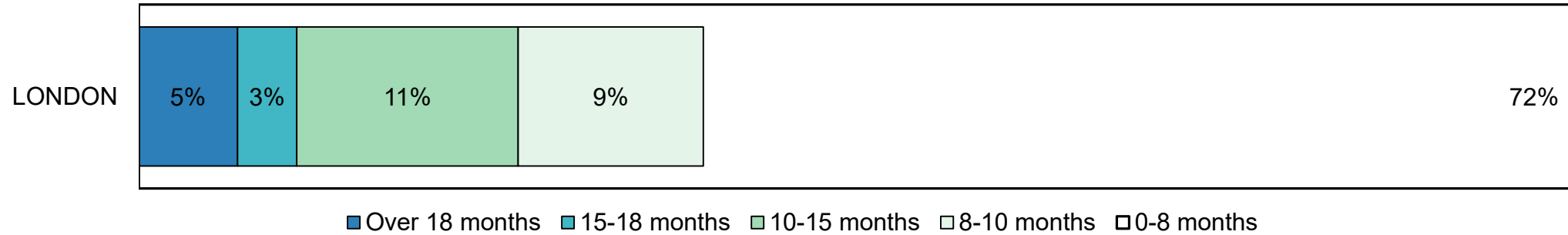


NUMBER, PERCENTAGE, & AVERAGE DAYS TO DISPOSITION¹⁵ OF CASES COMMITTED FOR TRIAL¹⁶ OF TOTAL CASES DISPOSED⁸



**ONTARIO COURT OF JUSTICE CRIMINAL MODERNIZATION COMMITTEE
LONDON DASHBOARD¹⁹
CASES PENDING AS OF DECEMBER 31, 2020**

PERCENTAGE OF PENDING CASES³ BY PENDING AGE⁶



Pending Cases³ by Pending Age⁶ and Percentage of Pending Cases In-Custody¹⁷ and Out-of-Custody¹⁸

| Court Location | Over 18 months | 15-18 months | 10-15 months | 8-10 months | 0-8 months | Total |
|----------------|----------------|--------------|--------------|-------------|------------|--------------|
| LONDON | 350 | 211 | 787 | 658 | 5,090 | 7,096 |
| In-Custody | ■ 11% | ■ 10% | ■ 10% | ■ 9% | □ 10% | 10% |
| Out-of-Custody | ■ 89% | ■ 90% | ■ 90% | ■ 91% | □ 90% | 90% |

PENDING CASES³ BY PHASE: 15-18 MONTHS⁶



PENDING CASES³ BY PHASE: OVER 18 MONTHS⁶

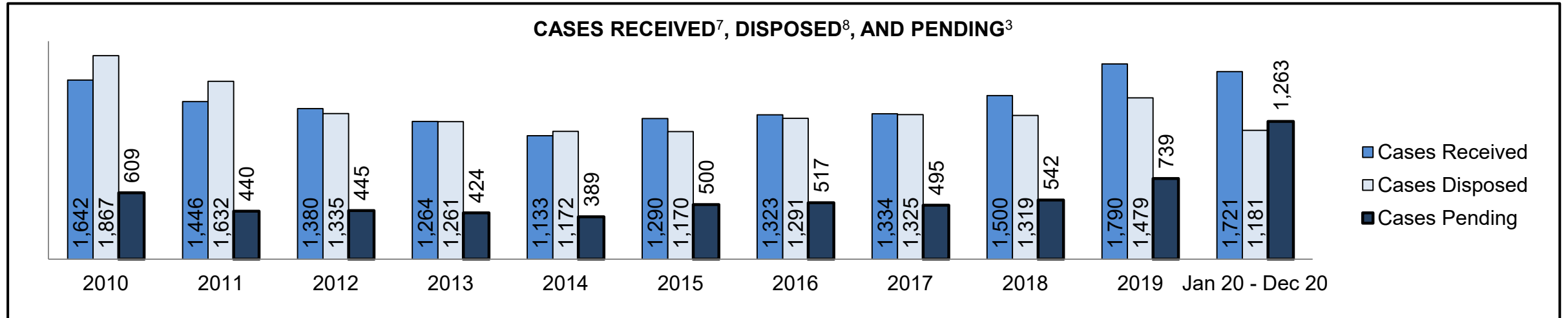


**ONTARIO COURT OF JUSTICE CRIMINAL MODERNIZATION COMMITTEE
OWEN SOUND DASHBOARD¹⁹**

| Key Metric | | Jan 20 - Dec 20 | | 2014 Baseline Median* | Change from 2014 Baseline Median | |
|--------------|---|-------------------------------------|--------------------|-----------------------|----------------------------------|--------|
| | | Percent | Cases ¹ | | | |
| Bail | Disposed cases that began in the Bail Phase | | 40.6% | 479 | 33.5% | 7.1% |
| | Bail cases with a bail outcome (release order or detention order) | Total | 58.5% | 280 | 50.7% | 7.8% |
| | | Bail Disposition with 1 appearance | 64.6% | 181 | 52.9% | 11.8% |
| | | Bail Disposition in 1-3 days | 73.9% | 207 | 73.8% | 0.2% |
| | Bail cases with no bail disposition but with a case disposition | Total | 41.5% | 199 | 49.3% | -7.8% |
| | | Case disposition in 1-3 appearances | 6.5% | 13 | 33.4% | -26.8% |
| | | Case disposition in 0-3 months | 79.4% | 158 | 77.3% | 2.1% |
| | | Case disposition rate before trial | 97.5% | 194 | 91.8% | 5.6% |
| Before Trial | Disposition rate (includes bail cases with case dispositions) | | 94.5% | 1,116 | 85.7% | 8.8% |
| | Disposed within 1-3 appearances (net of bench warrant cases) | | 31.4% | 206 | 47.2% | -15.9% |
| | Disposed within 0-3 months (net of bench warrant cases) | | 65.9% | 433 | 62.6% | 3.3% |
| Trial | Collapse Rate at Trial ² | | 43.1% | 28 | 66.9% | -23.8% |

| Cases Pending ³ as of December 31, 2020 | | Percent | Cases ¹ | Cases in the Pre-Trial Phase ⁴ | Cases in the Trial Phase ⁵ (including preliminary hearing) |
|--|----------------|---------------|--------------------|---|---|
| Age of All Pending Cases ⁶ | 0-8 months | 89.5% | 1,131 | 1,122 | 9 |
| | 8-10 months | 4.1% | 52 | 48 | 4 |
| | 10-15 months | 4.3% | 54 | 47 | 7 |
| | 15-18 months | 1.2% | 15 | 9 | 6 |
| | Over 18 months | 0.9% | 11 | 5 | 6 |
| Total | | 100.0% | 1,263 | 1,231 | 32 |

ONTARIO COURT OF JUSTICE CRIMINAL MODERNIZATION COMMITTEE OWEN SOUND DASHBOARD¹⁹



Cases Received⁷ by Offence Group

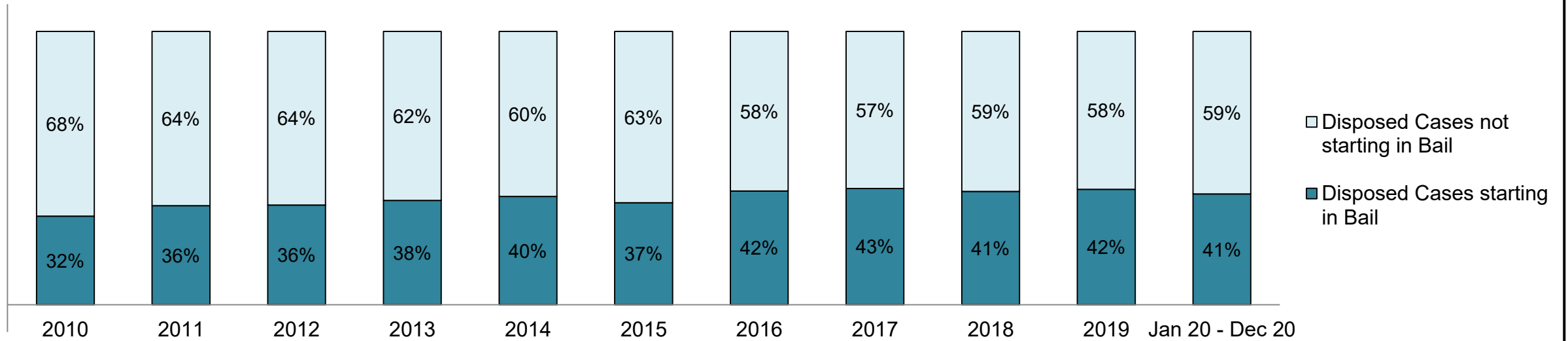
| Offence Group ⁹ | 2010 | 2011 | 2012 | 2013 | 2014 | 2015 | 2016 | 2017 | 2018 | 2019 | Jan 20 - Dec 20 |
|----------------------------|------|------|------|------|------|------|------|------|------|------|-----------------|
| Crimes Against The Person | 400 | 376 | 369 | 330 | 300 | 340 | 353 | 371 | 441 | 469 | 512 |
| Crimes Against Property | 340 | 342 | 273 | 276 | 263 | 281 | 325 | 289 | 338 | 398 | 355 |
| Administration of Justice | 362 | 306 | 316 | 266 | 208 | 292 | 322 | 310 | 414 | 533 | 481 |
| Other Criminal Code | 90 | 76 | 75 | 91 | 59 | 88 | 74 | 81 | 83 | 102 | 105 |
| Criminal Code Traffic | 224 | 184 | 154 | 126 | 151 | 134 | 141 | 168 | 142 | 211 | 163 |
| Federal Statute | 226 | 162 | 193 | 175 | 152 | 155 | 108 | 115 | 82 | 77 | 105 |

Cases Pending³ by Offence Group

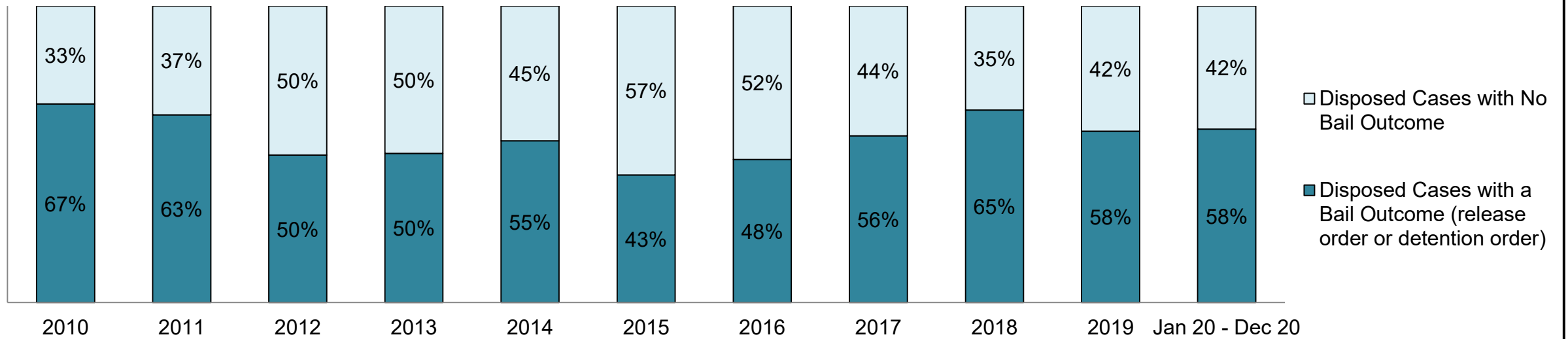
| Offence Group ⁹ | 2010 | 2011 | 2012 | 2013 | 2014 | 2015 | 2016 | 2017 | 2018 | 2019 | Jan 20 - Dec 20 |
|----------------------------|------|------|------|------|------|------|------|------|------|------|-----------------|
| Crimes Against The Person | 189 | 147 | 176 | 138 | 118 | 151 | 170 | 193 | 211 | 253 | 401 |
| Crimes Against Property | 110 | 82 | 67 | 70 | 90 | 96 | 105 | 103 | 110 | 166 | 285 |
| Administration of Justice | 101 | 59 | 69 | 73 | 51 | 80 | 101 | 78 | 106 | 163 | 312 |
| Other Criminal Code | 26 | 22 | 24 | 36 | 27 | 38 | 35 | 23 | 34 | 45 | 76 |
| Criminal Code Traffic | 96 | 69 | 52 | 43 | 59 | 60 | 59 | 55 | 53 | 68 | 131 |
| Federal Statute | 87 | 61 | 57 | 64 | 44 | 75 | 47 | 43 | 28 | 44 | 58 |

**ONTARIO COURT OF JUSTICE CRIMINAL MODERNIZATION COMMITTEE
OWEN SOUND DASHBOARD¹⁹**

PERCENTAGE OF DISPOSED CASES⁸ STARTING IN BAIL

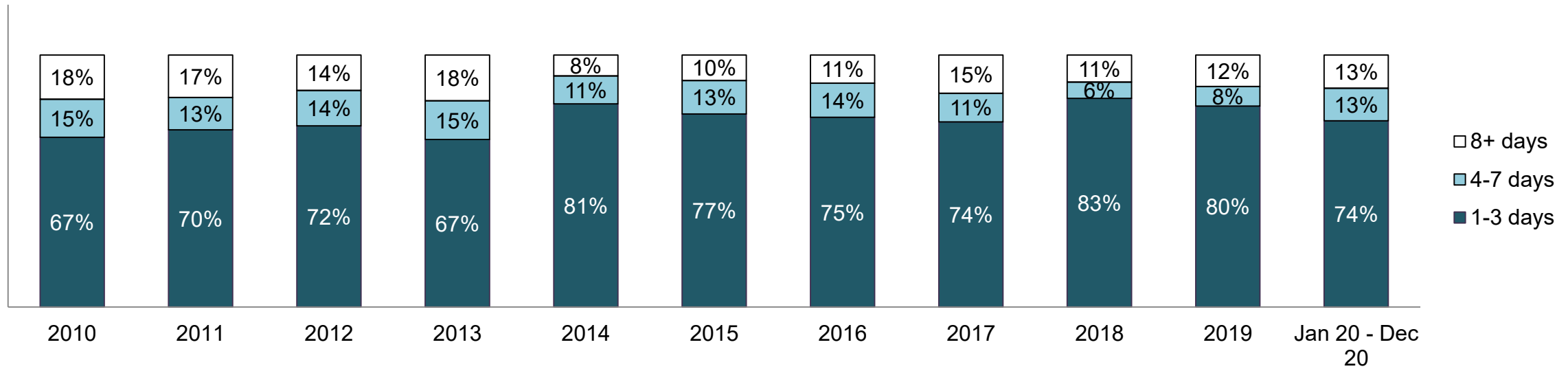


PERCENTAGE OF DISPOSED CASES⁸ STARTING IN BAIL BY BAIL OUTCOME

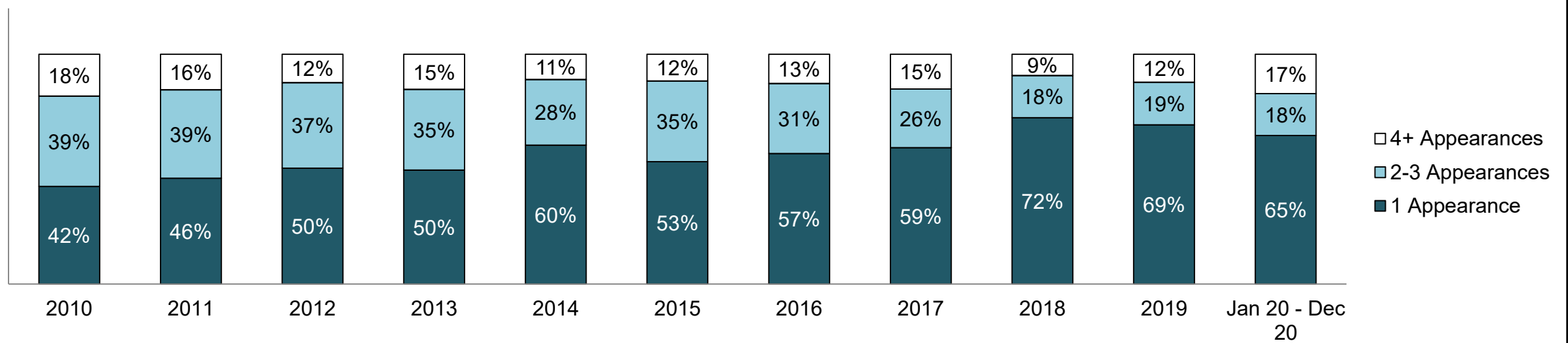


ONTARIO COURT OF JUSTICE CRIMINAL MODERNIZATION COMMITTEE OWEN SOUND DASHBOARD¹⁹

PERCENTAGE OF BAIL CASES BY DAYS FROM FIRST BAIL APPEARANCE TO BAIL DISPOSITION

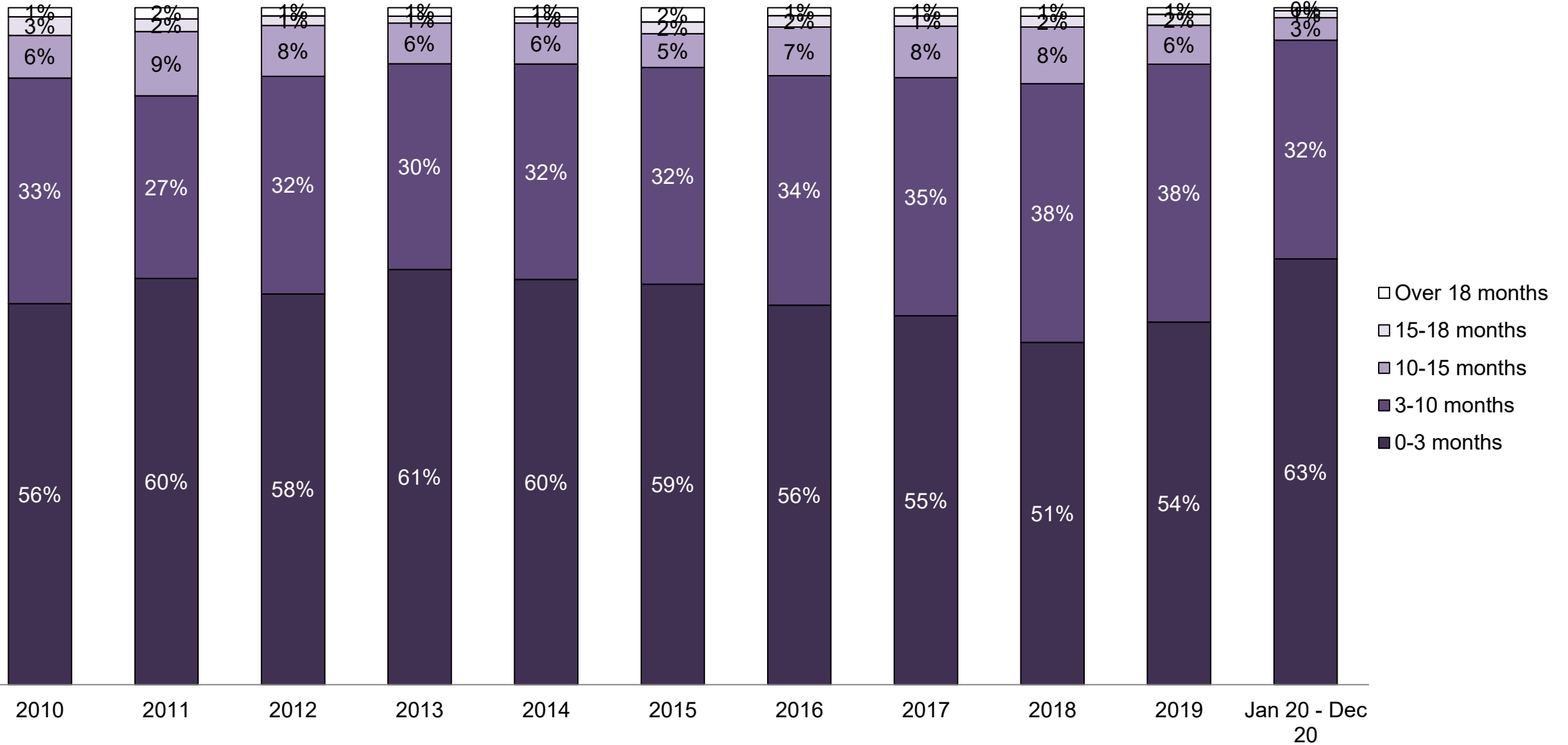


PERCENTAGE OF BAIL CASES BY NUMBER OF APPEARANCES FROM FIRST BAIL APPEARANCE TO BAIL DISPOSITION

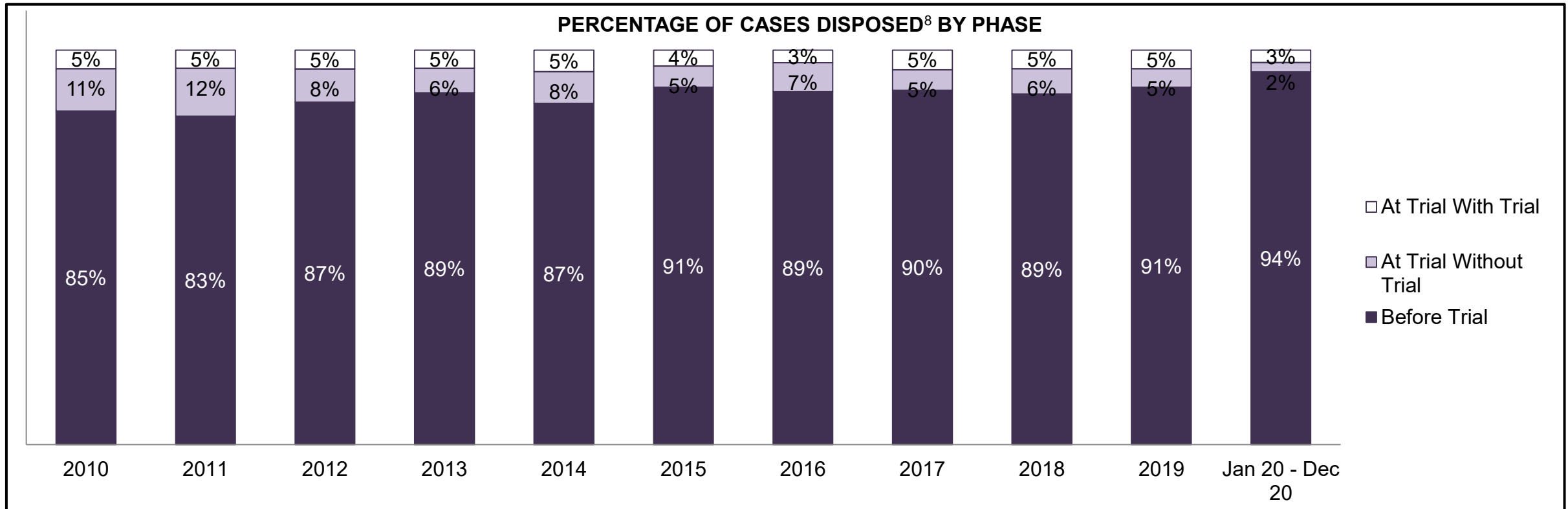


**ONTARIO COURT OF JUSTICE CRIMINAL MODERNIZATION COMMITTEE
OWEN SOUND DASHBOARD¹⁹**

PERCENTAGE OF DISPOSED CASES⁸ BY MONTHS TO DISPOSITION¹⁰



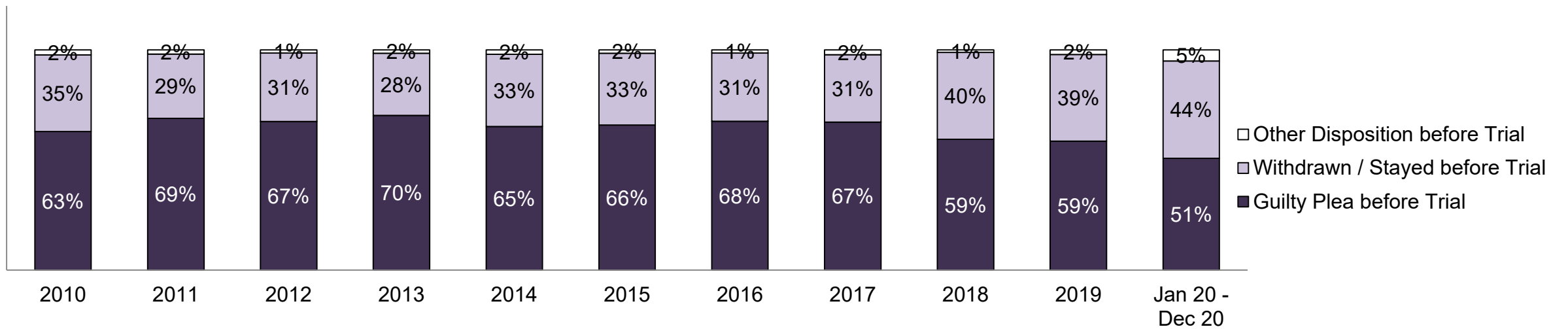
**ONTARIO COURT OF JUSTICE CRIMINAL MODERNIZATION COMMITTEE
OWEN SOUND DASHBOARD¹⁹**



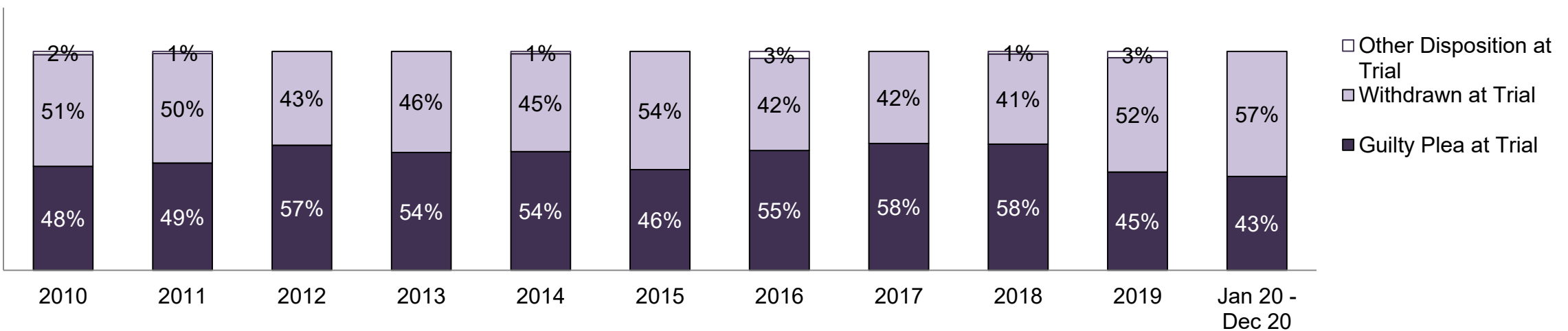
| Cases Disposed⁸ by Phase and Percentage of In-Custody¹¹, Out-of-Custody¹² Cases at Case Disposition | | | | | | | | | | | |
|---|-------------|-------------|-------------|-------------|-------------|-------------|-------------|-------------|-------------|-------------|------------------------|
| Phases | 2010 | 2011 | 2012 | 2013 | 2014 | 2015 | 2016 | 2017 | 2018 | 2019 | Jan 20 - Dec 20 |
| At Trial With Trial | 88 | 75 | 64 | 58 | 64 | 47 | 41 | 66 | 62 | 70 | 37 |
| In-Custody | 9% | 8% | 17% | 16% | 16% | 21% | 15% | 17% | 8% | 21% | 5% |
| Out-of-Custody | 91% | 92% | 83% | 84% | 84% | 79% | 85% | 83% | 92% | 79% | 95% |
| At Trial Without Trial | 200 | 198 | 112 | 78 | 94 | 63 | 95 | 69 | 85 | 69 | 28 |
| In-Custody | 11% | 7% | 10% | 14% | 13% | 10% | 19% | 13% | 15% | 16% | 11% |
| Out-of-Custody | 89% | 93% | 90% | 86% | 87% | 90% | 81% | 87% | 85% | 84% | 89% |
| Before Trial | 1,579 | 1,359 | 1,159 | 1,125 | 1,014 | 1,060 | 1,155 | 1,190 | 1,172 | 1,340 | 1,116 |
| In-Custody | 15% | 18% | 23% | 24% | 23% | 24% | 25% | 23% | 17% | 22% | 20% |
| Out-of-Custody | 85% | 82% | 77% | 76% | 77% | 76% | 75% | 77% | 83% | 78% | 80% |

ONTARIO COURT OF JUSTICE CRIMINAL MODERNIZATION COMMITTEE OWEN SOUND DASHBOARD¹⁹

PERCENTAGE OF CASES DISPOSED⁸ BEFORE TRIAL BY OUTCOME

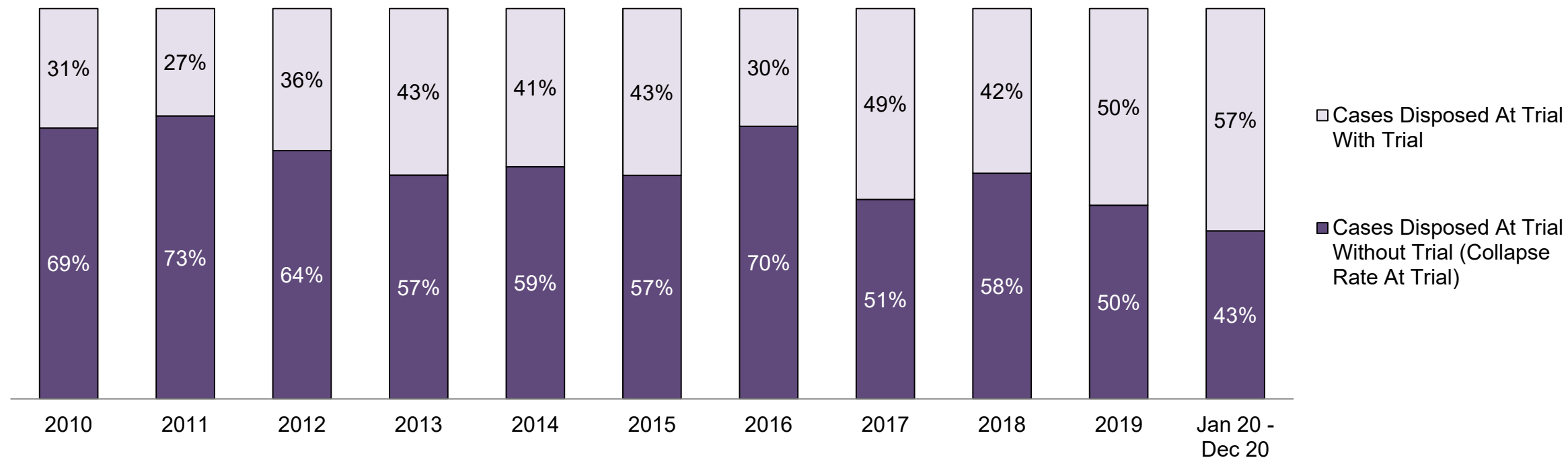


PERCENTAGE OF CASES DISPOSED⁸ AT TRIAL WITHOUT TRIAL (CASES COLLAPSED AT TRIAL) BY OUTCOME



ONTARIO COURT OF JUSTICE CRIMINAL MODERNIZATION COMMITTEE OWEN SOUND DASHBOARD¹⁹

PERCENTAGE OF CASES DISPOSED⁸ BY PHASE FOR CASES SET FOR TRIAL¹³

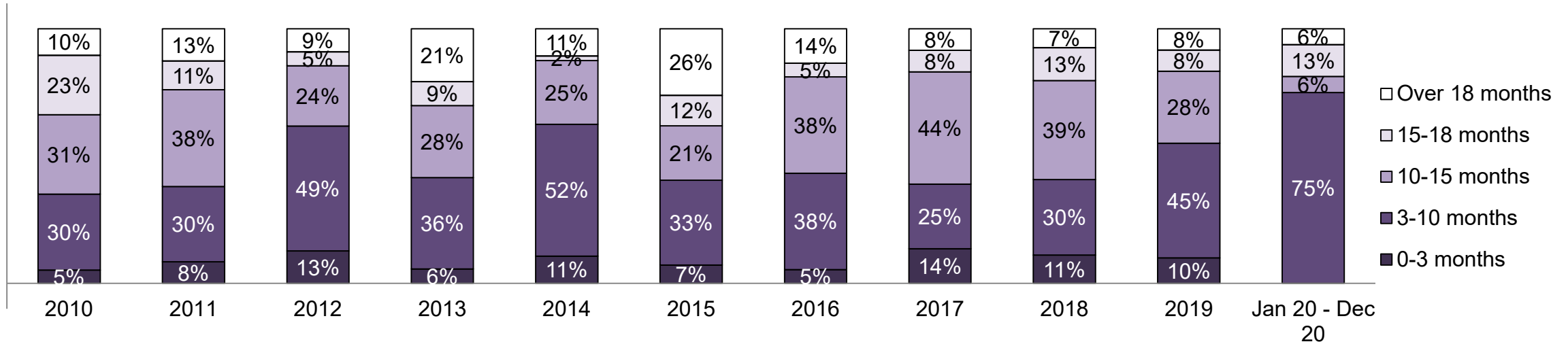


Percentage of Cases Disposed⁸ At Trial Without Trial (Collapse Rate At Trial²) by Offence Group At Disposition

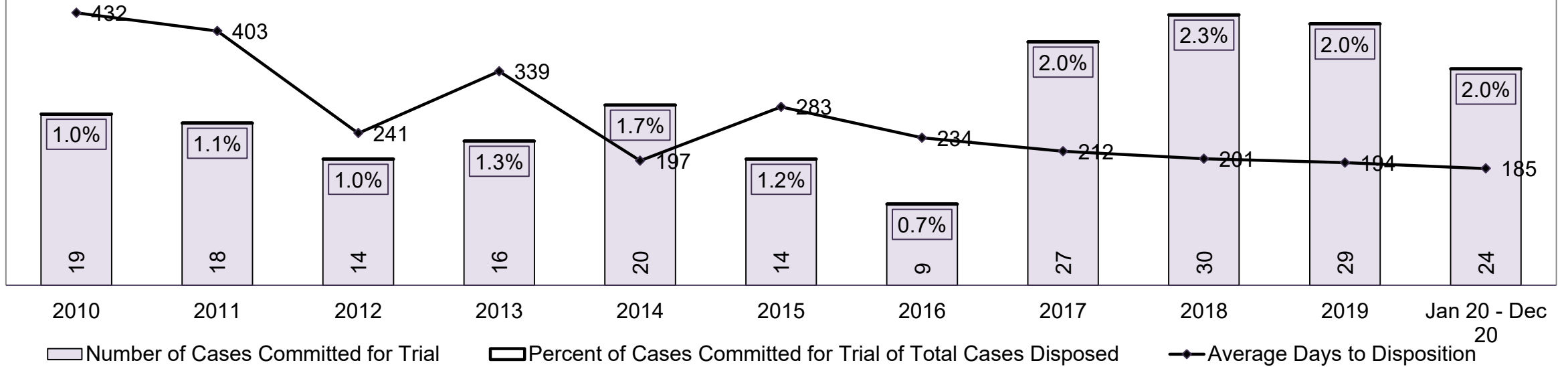
| Offence Group at Disposition ¹⁴ | 2010 | 2011 | 2012 | 2013 | 2014 | 2015 | 2016 | 2017 | 2018 | 2019 | Jan 20 - Dec 20 |
|--|-------------|-------------|-------------|-------------|-------------|-------------|-------------|-------------|-------------|-------------|-----------------|
| Crimes Against The Person | 42% | 39% | 39% | 46% | 39% | 52% | 39% | 42% | 54% | 46% | 58% |
| Crimes Against Property | 11% | 12% | 8% | 10% | 6% | 9% | 10% | 13% | 6% | 6% | 3% |
| Administration of Justice | 9% | 16% | 8% | 10% | 17% | 7% | 15% | 10% | 5% | 16% | 9% |
| Other Criminal Code | 8% | 3% | 3% | 7% | 13% | 6% | 5% | 5% | 6% | 9% | 9% |
| Criminal Code Traffic | 23% | 19% | 23% | 19% | 12% | 16% | 17% | 16% | 19% | 16% | 14% |
| Federal Statute | 8% | 12% | 19% | 10% | 13% | 9% | 13% | 13% | 10% | 7% | 6% |
| Total | 100% | 100% | 100% | 100% | 100% | 100% | 100% | 100% | 100% | 100% | 100% |

ONTARIO COURT OF JUSTICE CRIMINAL MODERNIZATION COMMITTEE OWEN SOUND DASHBOARD¹⁹

PERCENTAGE OF CASES DISPOSED⁸ AT TRIAL WITH TRIAL BY MONTHS TO DISPOSITION¹⁰

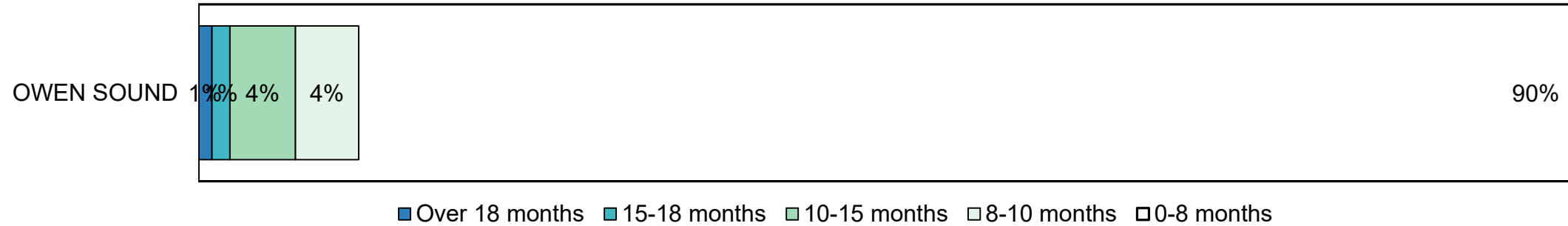


NUMBER, PERCENTAGE, & AVERAGE DAYS TO DISPOSITION¹⁵ OF CASES COMMITTED FOR TRIAL¹⁶ OF TOTAL CASES DISPOSED⁸



**ONTARIO COURT OF JUSTICE CRIMINAL MODERNIZATION COMMITTEE
OWEN SOUND DASHBOARD¹⁹
CASES PENDING AS OF DECEMBER 31, 2020**

PERCENTAGE OF PENDING CASES³ BY PENDING AGE⁶



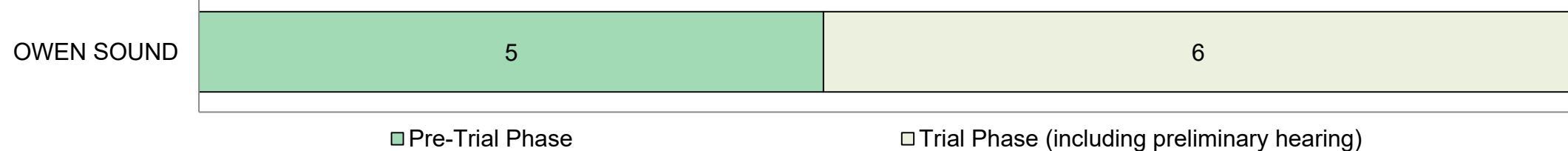
Pending Cases³ by Pending Age⁶ and Percentage of Pending Cases In-Custody¹⁷ and Out-of-Custody¹⁸

| Court Location | Over 18 months | 15-18 months | 10-15 months | 8-10 months | 0-8 months | Total |
|-------------------|----------------|--------------|--------------|-------------|------------|--------------|
| OWEN SOUND | 11 | 15 | 54 | 52 | 1,131 | 1,263 |
| In-Custody | 45% | 7% | 20% | 10% | 10% | 11% |
| Out-of-Custody | 55% | 93% | 80% | 90% | 90% | 89% |

PENDING CASES³ BY PHASE: 15-18 MONTHS⁶



PENDING CASES³ BY PHASE: OVER 18 MONTHS⁶

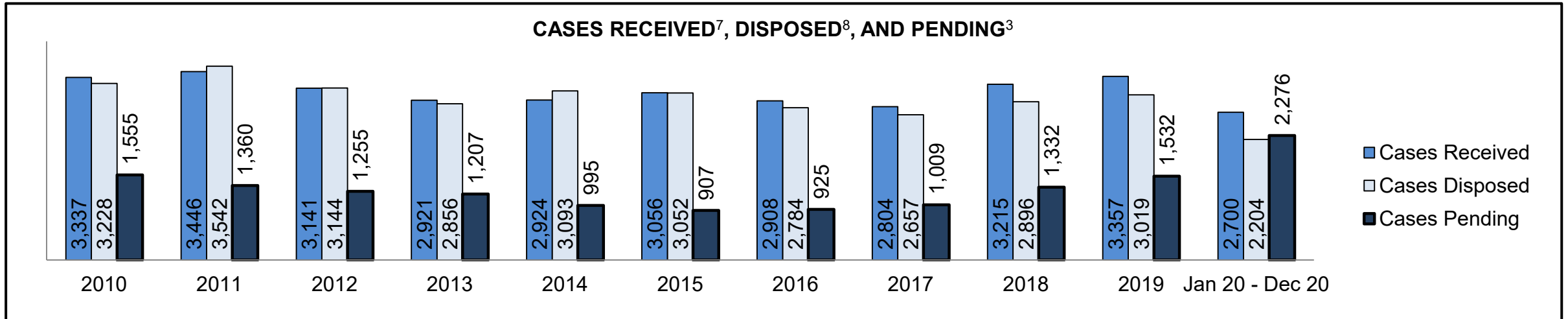


**ONTARIO COURT OF JUSTICE CRIMINAL MODERNIZATION COMMITTEE
SARNIA DASHBOARD¹⁹**

| Key Metric | | Jan 20 - Dec 20 | | 2014 Baseline Median* | Change from 2014 Baseline Median | |
|--------------|---|-------------------------------------|--------------------|-----------------------|----------------------------------|--------|
| | | Percent | Cases ¹ | | | |
| Bail | Disposed cases that began in the Bail Phase | | 51.0% | 1,123 | 42.6% | 8.4% |
| | Bail cases with a bail outcome (release order or detention order) | Total | 67.4% | 757 | 47.8% | 19.6% |
| | | Bail Disposition with 1 appearance | 62.1% | 470 | 48.8% | 13.3% |
| | | Bail Disposition in 1-3 days | 72.1% | 546 | 72.1% | 0.0% |
| | Bail cases with no bail disposition but with a case disposition | Total | 32.6% | 366 | 52.2% | -19.6% |
| | | Case disposition in 1-3 appearances | 22.1% | 81 | 35.3% | -13.1% |
| | | Case disposition in 0-3 months | 70.5% | 258 | 81.3% | -10.9% |
| | | Case disposition rate before trial | 95.6% | 350 | 90.5% | 5.1% |
| Before Trial | Disposition rate (includes bail cases with case dispositions) | | 91.4% | 2,015 | 82.9% | 8.5% |
| | Disposed within 1-3 appearances (net of bench warrant cases) | | 40.3% | 466 | 39.0% | 1.3% |
| | Disposed within 0-3 months (net of bench warrant cases) | | 61.2% | 707 | 67.5% | -6.3% |
| Trial | Collapse Rate at Trial ² | | 59.8% | 113 | 70.0% | -10.2% |

| Cases Pending ³ as of December 31, 2020 | | Percent | Cases ¹ | Cases in the Pre-Trial Phase ⁴ | Cases in the Trial Phase ⁵ (including preliminary hearing) |
|--|----------------|---------------|--------------------|---|---|
| Age of All Pending Cases ⁶ | 0-8 months | 75.5% | 1,719 | 1,705 | 14 |
| | 8-10 months | 9.0% | 204 | 193 | 11 |
| | 10-15 months | 8.7% | 198 | 187 | 11 |
| | 15-18 months | 3.2% | 72 | 64 | 8 |
| | Over 18 months | 3.6% | 83 | 60 | 23 |
| Total | | 100.0% | 2,276 | 2,209 | 67 |

ONTARIO COURT OF JUSTICE CRIMINAL MODERNIZATION COMMITTEE SARNIA DASHBOARD¹⁹

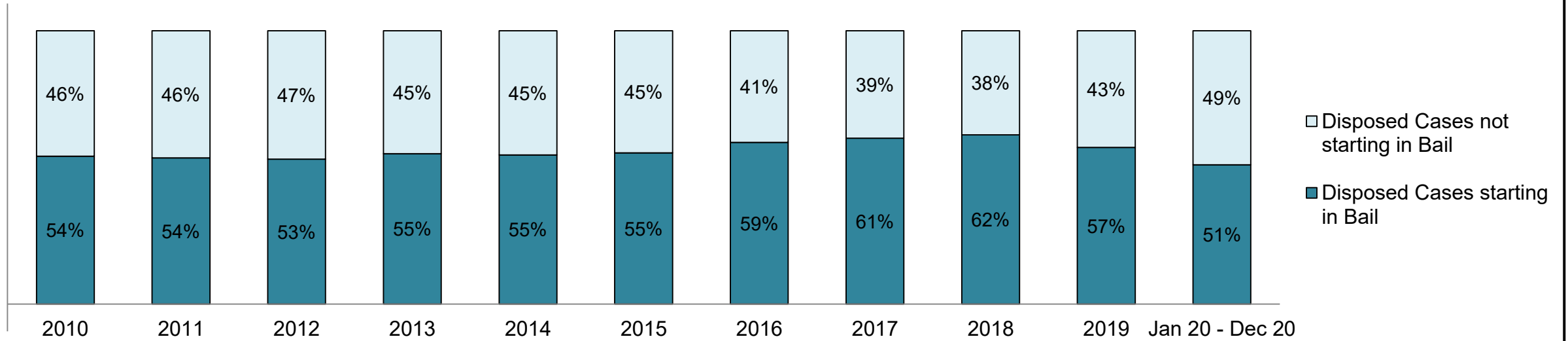


| Cases Received⁷ by Offence Group | | | | | | | | | | | |
|--|-------|-------|-------|-------|-------|-------|------|-------|-------|-------|-----------------|
| Offence Group ⁹ | 2010 | 2011 | 2012 | 2013 | 2014 | 2015 | 2016 | 2017 | 2018 | 2019 | Jan 20 - Dec 20 |
| Crimes Against The Person | 741 | 864 | 681 | 621 | 596 | 585 | 605 | 654 | 781 | 725 | 742 |
| Crimes Against Property | 601 | 627 | 584 | 500 | 534 | 577 | 692 | 607 | 640 | 588 | 471 |
| Administration of Justice | 1,077 | 1,053 | 1,155 | 1,052 | 1,121 | 1,207 | 998 | 1,020 | 1,186 | 1,346 | 849 |
| Other Criminal Code | 135 | 126 | 108 | 159 | 132 | 141 | 137 | 159 | 167 | 162 | 139 |
| Criminal Code Traffic | 226 | 209 | 194 | 203 | 192 | 185 | 186 | 159 | 199 | 283 | 263 |
| Federal Statute | 557 | 567 | 419 | 386 | 349 | 361 | 290 | 205 | 242 | 253 | 236 |

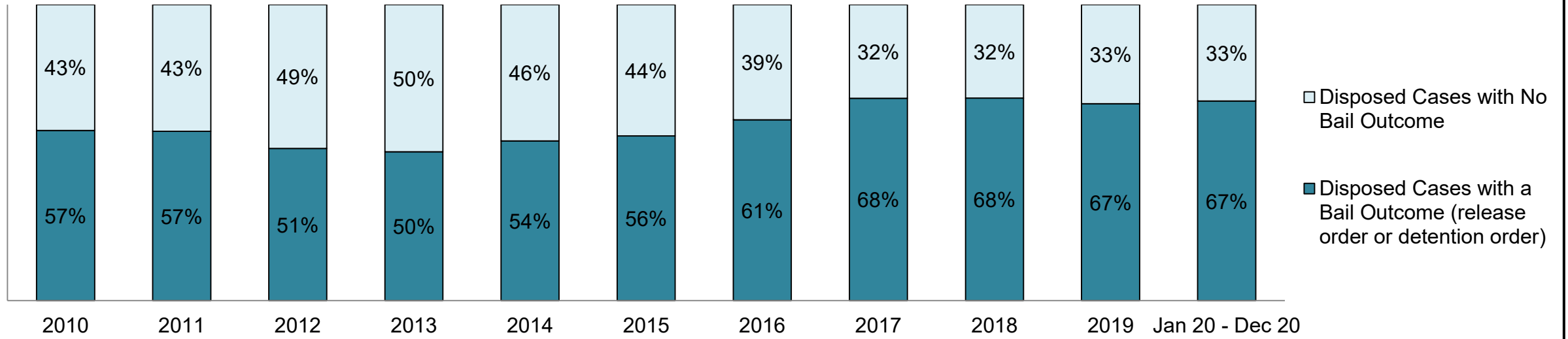
| Cases Pending³ by Offence Group | | | | | | | | | | | |
|---|------|------|------|------|------|------|------|------|------|------|-----------------|
| Offence Group ⁹ | 2010 | 2011 | 2012 | 2013 | 2014 | 2015 | 2016 | 2017 | 2018 | 2019 | Jan 20 - Dec 20 |
| Crimes Against The Person | 459 | 459 | 406 | 355 | 292 | 234 | 220 | 290 | 413 | 383 | 586 |
| Crimes Against Property | 241 | 228 | 220 | 211 | 163 | 137 | 206 | 216 | 234 | 273 | 426 |
| Administration of Justice | 350 | 269 | 308 | 277 | 239 | 254 | 256 | 302 | 397 | 493 | 696 |
| Other Criminal Code | 84 | 58 | 45 | 64 | 54 | 51 | 44 | 54 | 81 | 82 | 119 |
| Criminal Code Traffic | 161 | 115 | 111 | 113 | 85 | 71 | 65 | 60 | 81 | 148 | 247 |
| Federal Statute | 260 | 231 | 165 | 187 | 162 | 160 | 134 | 87 | 126 | 153 | 202 |

ONTARIO COURT OF JUSTICE CRIMINAL MODERNIZATION COMMITTEE SARNIA DASHBOARD¹⁹

PERCENTAGE OF DISPOSED CASES⁸ STARTING IN BAIL

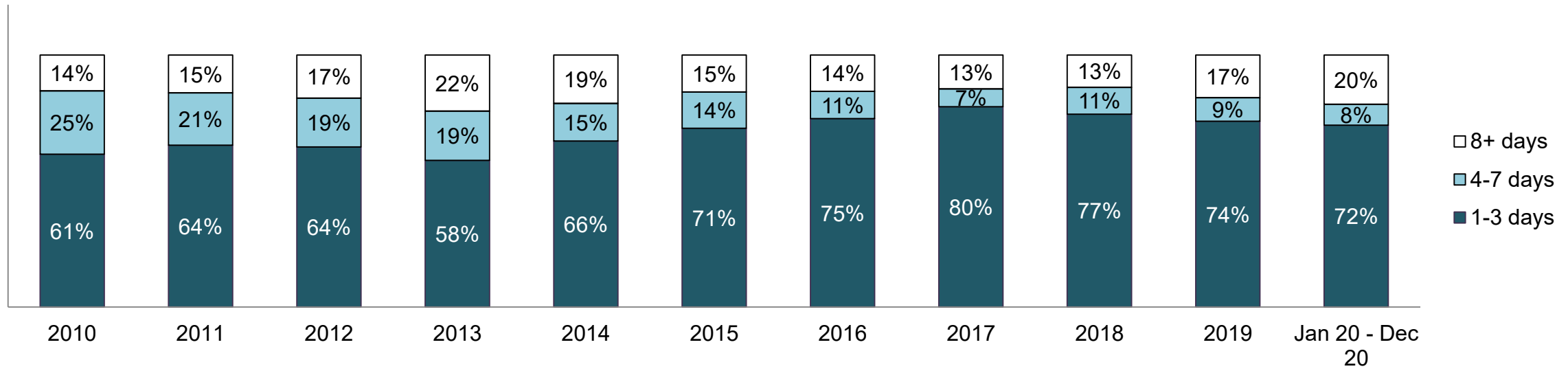


PERCENTAGE OF DISPOSED CASES⁸ STARTING IN BAIL BY BAIL OUTCOME

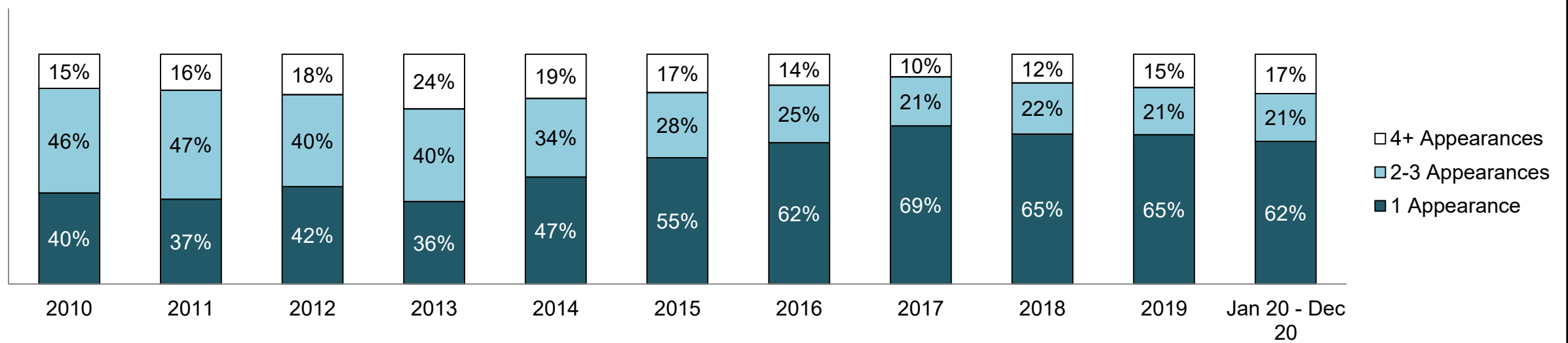


ONTARIO COURT OF JUSTICE CRIMINAL MODERNIZATION COMMITTEE SARNIA DASHBOARD¹⁹

PERCENTAGE OF BAIL CASES BY DAYS FROM FIRST BAIL APPEARANCE TO BAIL DISPOSITION

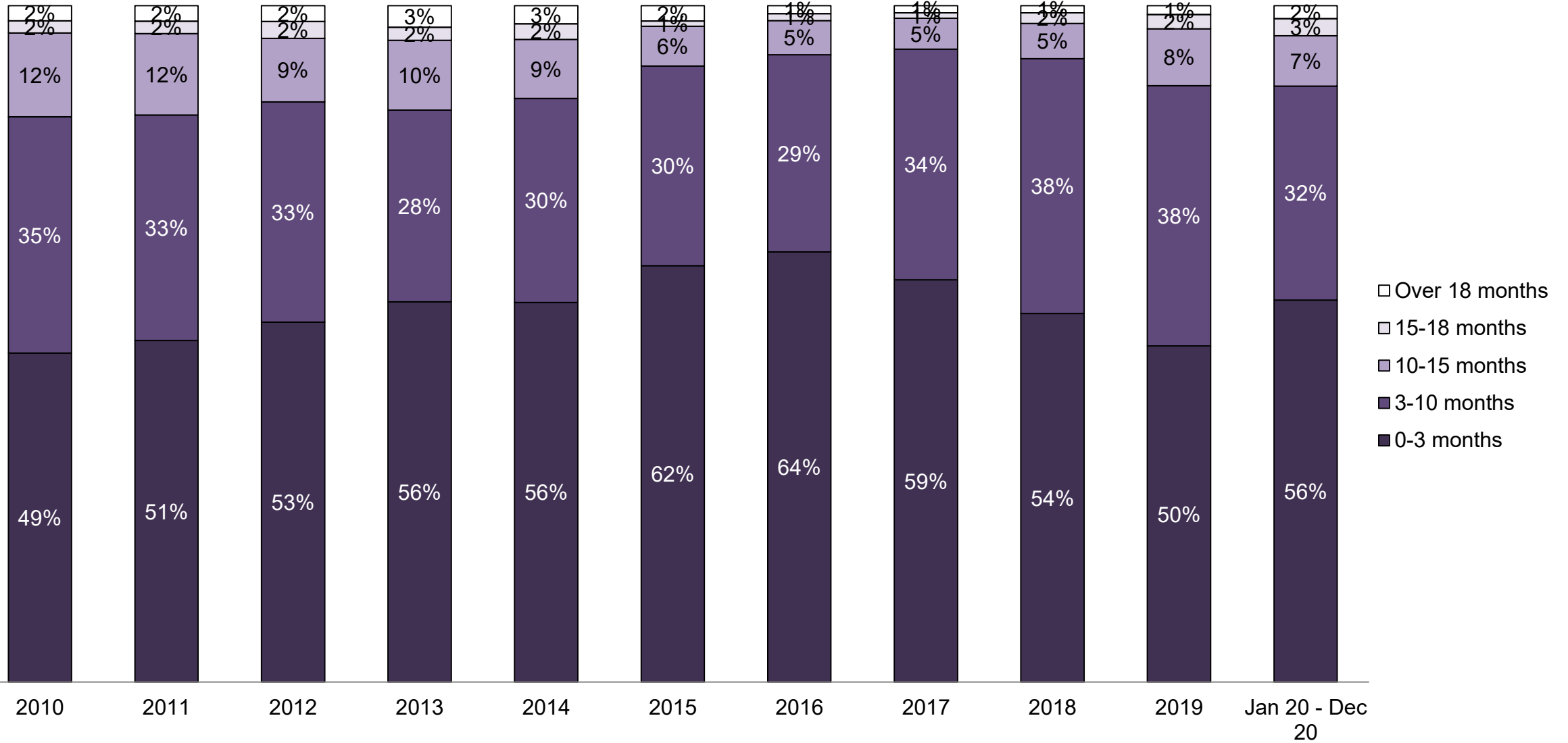


PERCENTAGE OF BAIL CASES BY NUMBER OF APPEARANCES FROM FIRST BAIL APPEARANCE TO BAIL DISPOSITION

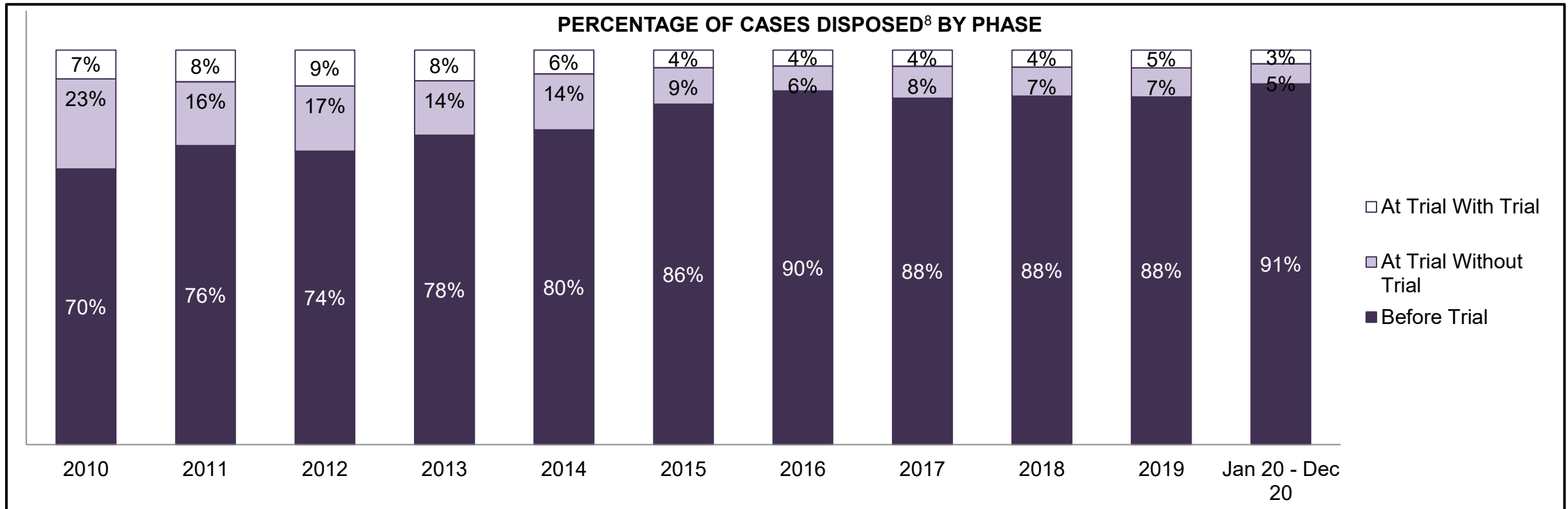


ONTARIO COURT OF JUSTICE CRIMINAL MODERNIZATION COMMITTEE SARNIA DASHBOARD¹⁹

PERCENTAGE OF DISPOSED CASES⁸ BY MONTHS TO DISPOSITION¹⁰



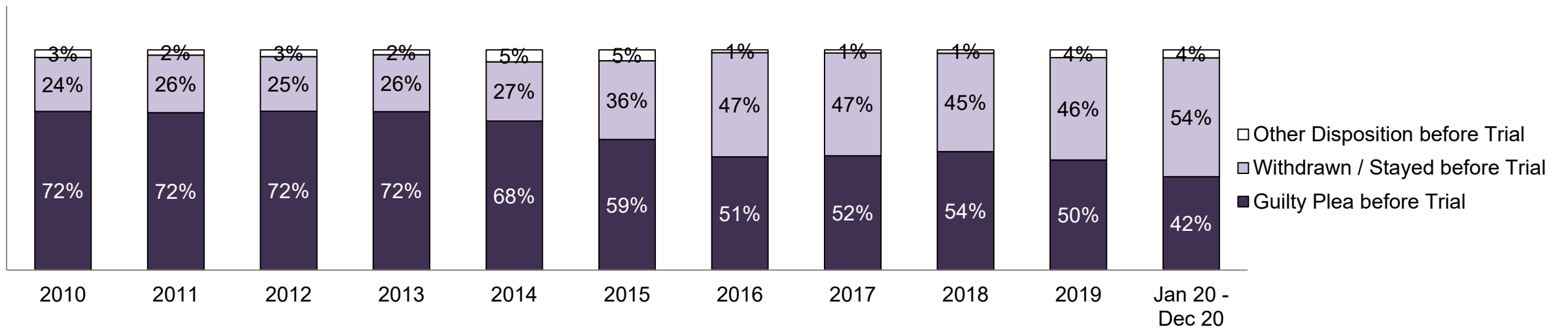
**ONTARIO COURT OF JUSTICE CRIMINAL MODERNIZATION COMMITTEE
SARNIA DASHBOARD¹⁹**



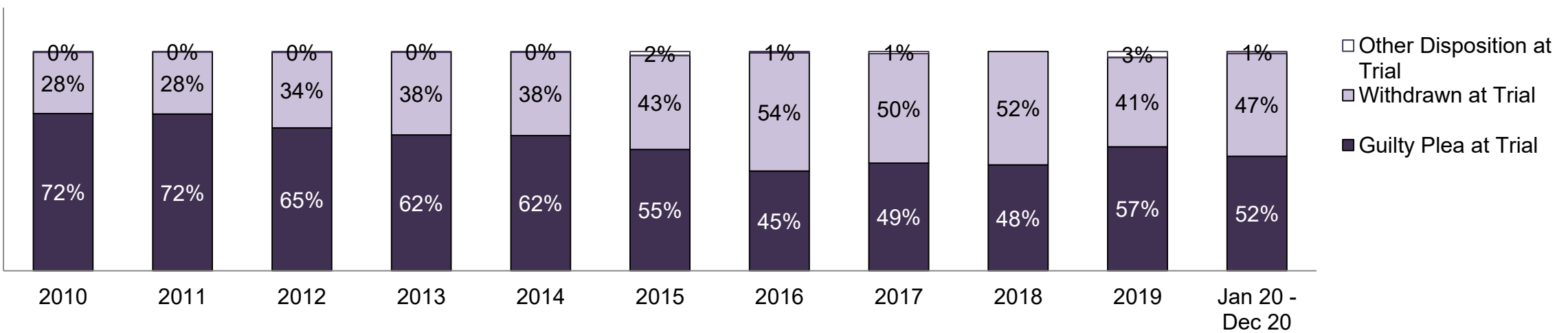
| Cases Disposed⁸ by Phase and Percentage of In-Custody¹¹, Out-of-Custody¹² Cases at Case Disposition | | | | | | | | | | | |
|---|-------------|-------------|-------------|-------------|-------------|-------------|-------------|-------------|-------------|-------------|------------------------|
| Phases | 2010 | 2011 | 2012 | 2013 | 2014 | 2015 | 2016 | 2017 | 2018 | 2019 | Jan 20 - Dec 20 |
| At Trial With Trial | 235 | 284 | 285 | 222 | 187 | 136 | 112 | 109 | 125 | 137 | 76 |
| In-Custody | 11% | 11% | 14% | 18% | 17% | 15% | 9% | 17% | 14% | 12% | 17% |
| Out-of-Custody | 89% | 89% | 86% | 82% | 83% | 85% | 91% | 83% | 86% | 88% | 83% |
| At Trial Without Trial | 738 | 572 | 520 | 394 | 438 | 282 | 176 | 214 | 213 | 221 | 113 |
| In-Custody | 11% | 9% | 15% | 14% | 12% | 12% | 11% | 11% | 11% | 13% | 12% |
| Out-of-Custody | 89% | 91% | 85% | 86% | 88% | 88% | 89% | 89% | 89% | 87% | 88% |
| Before Trial | 2,255 | 2,686 | 2,339 | 2,240 | 2,468 | 2,634 | 2,496 | 2,334 | 2,558 | 2,661 | 2,015 |
| In-Custody | 31% | 30% | 32% | 33% | 29% | 27% | 26% | 21% | 22% | 21% | 19% |
| Out-of-Custody | 69% | 70% | 68% | 67% | 71% | 73% | 74% | 79% | 78% | 79% | 81% |

ONTARIO COURT OF JUSTICE CRIMINAL MODERNIZATION COMMITTEE SARNIA DASHBOARD¹⁹

PERCENTAGE OF CASES DISPOSED⁸ BEFORE TRIAL BY OUTCOME

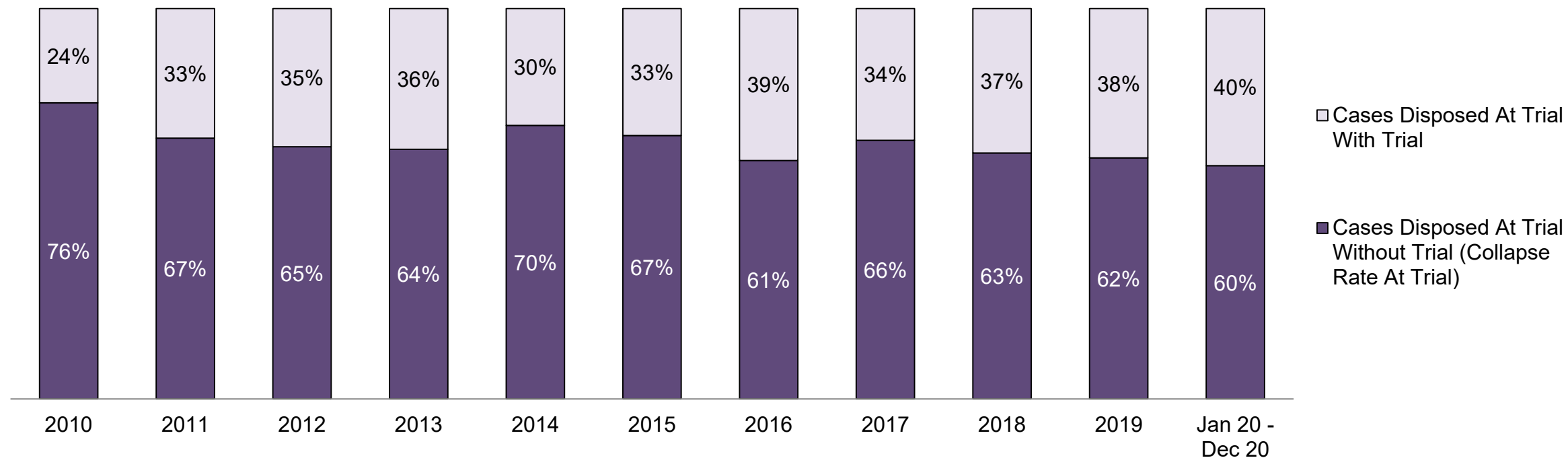


PERCENTAGE OF CASES DISPOSED⁸ AT TRIAL WITHOUT TRIAL (CASES COLLAPSED AT TRIAL) BY OUTCOME



ONTARIO COURT OF JUSTICE CRIMINAL MODERNIZATION COMMITTEE SARNIA DASHBOARD¹⁹

PERCENTAGE OF CASES DISPOSED⁸ BY PHASE FOR CASES SET FOR TRIAL¹³

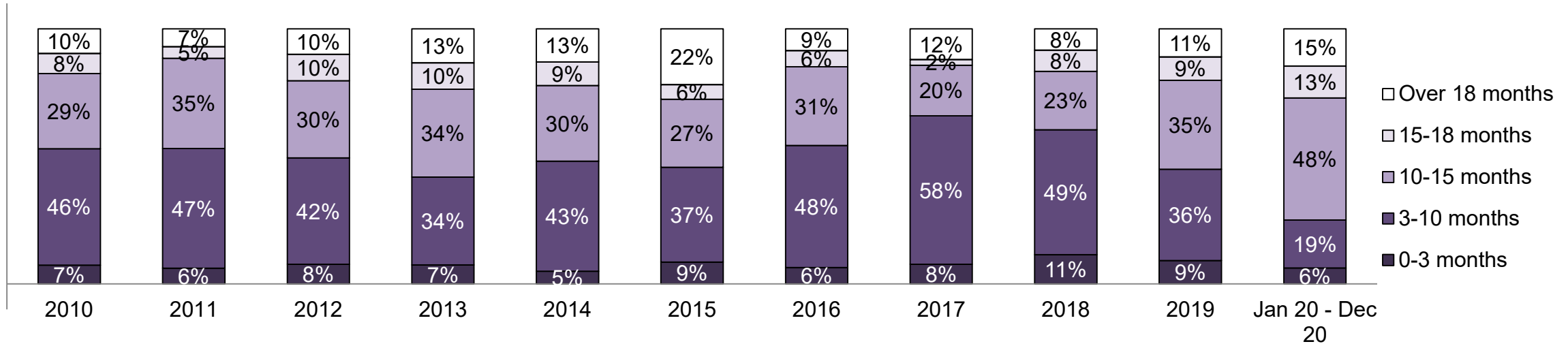


Percentage of Cases Disposed⁸ At Trial Without Trial (Collapse Rate At Trial²) by Offence Group At Disposition

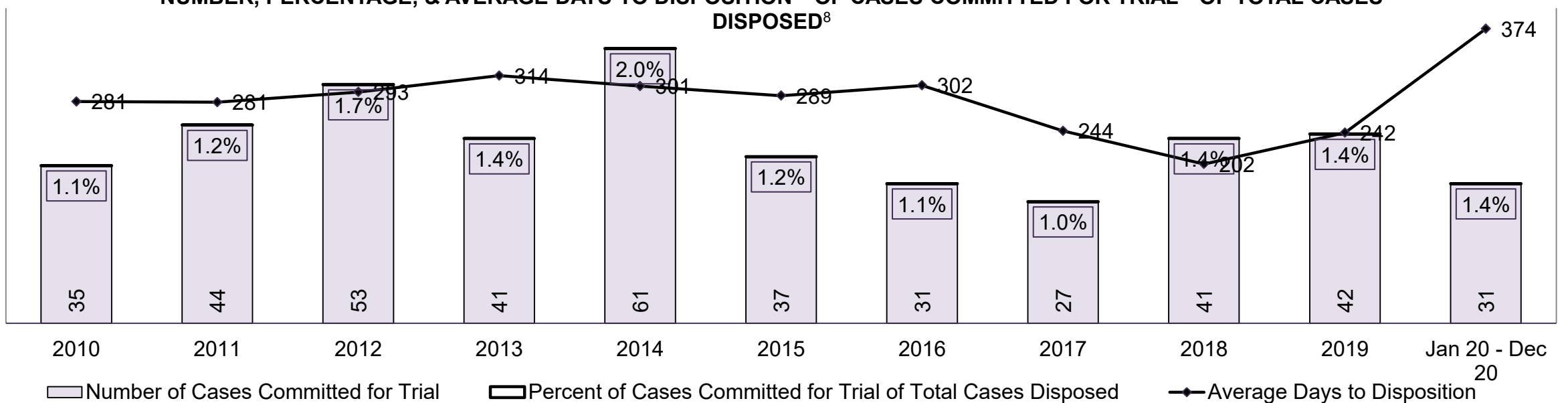
| Offence Group at Disposition ¹⁴ | 2010 | 2011 | 2012 | 2013 | 2014 | 2015 | 2016 | 2017 | 2018 | 2019 | Jan 20 - Dec 20 |
|--|-------------|-------------|-------------|-------------|-------------|-------------|-------------|-------------|-------------|-------------|-----------------|
| Crimes Against The Person | 36% | 37% | 41% | 41% | 36% | 45% | 42% | 42% | 48% | 39% | 43% |
| Crimes Against Property | 16% | 12% | 16% | 14% | 13% | 12% | 7% | 11% | 14% | 8% | 13% |
| Administration of Justice | 17% | 15% | 16% | 20% | 18% | 13% | 13% | 11% | 8% | 18% | 14% |
| Other Criminal Code | 4% | 6% | 5% | 5% | 7% | 5% | 6% | 8% | 7% | 8% | 6% |
| Criminal Code Traffic | 11% | 11% | 8% | 8% | 10% | 10% | 11% | 8% | 8% | 8% | 7% |
| Federal Statute | 16% | 18% | 15% | 12% | 16% | 15% | 21% | 20% | 14% | 19% | 16% |
| Total | 100% | 100% | 100% | 100% | 100% | 100% | 100% | 100% | 100% | 100% | 100% |

ONTARIO COURT OF JUSTICE CRIMINAL MODERNIZATION COMMITTEE SARNIA DASHBOARD¹⁹

PERCENTAGE OF CASES DISPOSED⁸ AT TRIAL WITH TRIAL BY MONTHS TO DISPOSITION¹⁰




NUMBER, PERCENTAGE, & AVERAGE DAYS TO DISPOSITION¹⁵ OF CASES COMMITTED FOR TRIAL¹⁶ OF TOTAL CASES DISPOSED⁸



**ONTARIO COURT OF JUSTICE CRIMINAL MODERNIZATION COMMITTEE
SARNIA DASHBOARD¹⁹
CASES PENDING AS OF DECEMBER 31, 2020**

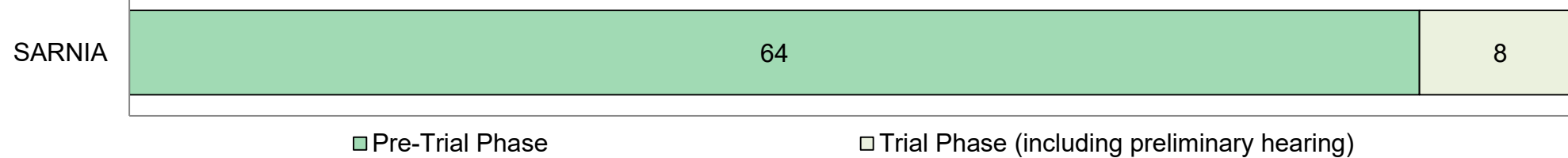
PERCENTAGE OF PENDING CASES³ BY PENDING AGE⁶



Pending Cases³ by Pending Age⁶ and Percentage of Pending Cases In-Custody¹⁷ and Out-of-Custody¹⁸

| Court Location | Over 18 months | 15-18 months | 10-15 months | 8-10 months | 0-8 months | Total |
|----------------|----------------|--------------|--------------|-------------|------------|--------------|
| SARNIA | 83 | 72 | 198 | 204 | 1,719 | 2,276 |
| In-Custody | 14% | 17% | 11% | 7% | 7% | 8% |
| Out-of-Custody | 86% | 83% | 89% | 93% | 93% | 92% |

PENDING CASES³ BY PHASE: 15-18 MONTHS⁶



PENDING CASES³ BY PHASE: OVER 18 MONTHS⁶

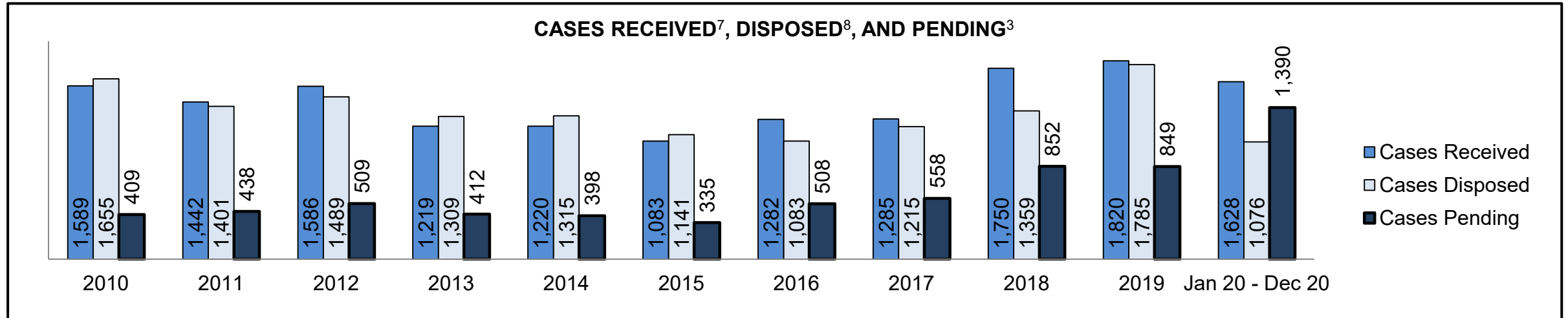


**ONTARIO COURT OF JUSTICE CRIMINAL MODERNIZATION COMMITTEE
ST. THOMAS DASHBOARD¹⁹**

| Key Metric | | Jan 20 - Dec 20 | | 2014 Baseline Median* | Change from 2014 Baseline Median | |
|------------------------------------|---|-------------------------------------|--------------------|-----------------------|----------------------------------|--------|
| | | Percent | Cases ¹ | | | |
| Bail | Disposed cases that began in the Bail Phase | | 36.3% | 391 | 33.5% | 2.8% |
| | Bail cases with a bail outcome (release order or detention order) | Total | 68.0% | 266 | 50.7% | 17.3% |
| | | Bail Disposition with 1 appearance | 61.3% | 163 | 52.9% | 8.4% |
| | | Bail Disposition in 1-3 days | 70.7% | 188 | 73.8% | -3.1% |
| | Bail cases with no bail disposition but with a case disposition | Total | 32.0% | 125 | 49.3% | -17.3% |
| | | Case disposition in 1-3 appearances | 16.0% | 20 | 33.4% | -17.4% |
| | | Case disposition in 0-3 months | 60.0% | 75 | 77.3% | -17.3% |
| Case disposition rate before trial | | 92.8% | 116 | 91.8% | 1.0% | |
| Before Trial | Disposition rate (includes bail cases with case dispositions) | | 88.1% | 948 | 85.7% | 2.4% |
| | Disposed within 1-3 appearances (net of bench warrant cases) | | 28.4% | 171 | 47.2% | -18.9% |
| | Disposed within 0-3 months (net of bench warrant cases) | | 47.8% | 288 | 62.6% | -14.8% |
| Trial | Collapse Rate at Trial ² | | 60.2% | 77 | 66.9% | -6.7% |

| Cases Pending ³ as of December 31, 2020 | | Percent | Cases ¹ | Cases in the Pre-Trial Phase ⁴ | Cases in the Trial Phase ⁵ (including preliminary hearing) |
|--|----------------|---------------|--------------------|---|---|
| Age of All Pending Cases⁶ | 0-8 months | 75.5% | 1,050 | 1,043 | 7 |
| | 8-10 months | 5.5% | 77 | 68 | 9 |
| | 10-15 months | 8.7% | 121 | 106 | 15 |
| | 15-18 months | 4.4% | 61 | 39 | 22 |
| | Over 18 months | 5.8% | 81 | 31 | 50 |
| Total | | 100.0% | 1,390 | 1,287 | 103 |

ONTARIO COURT OF JUSTICE CRIMINAL MODERNIZATION COMMITTEE ST. THOMAS DASHBOARD¹⁹



Cases Received⁷ by Offence Group

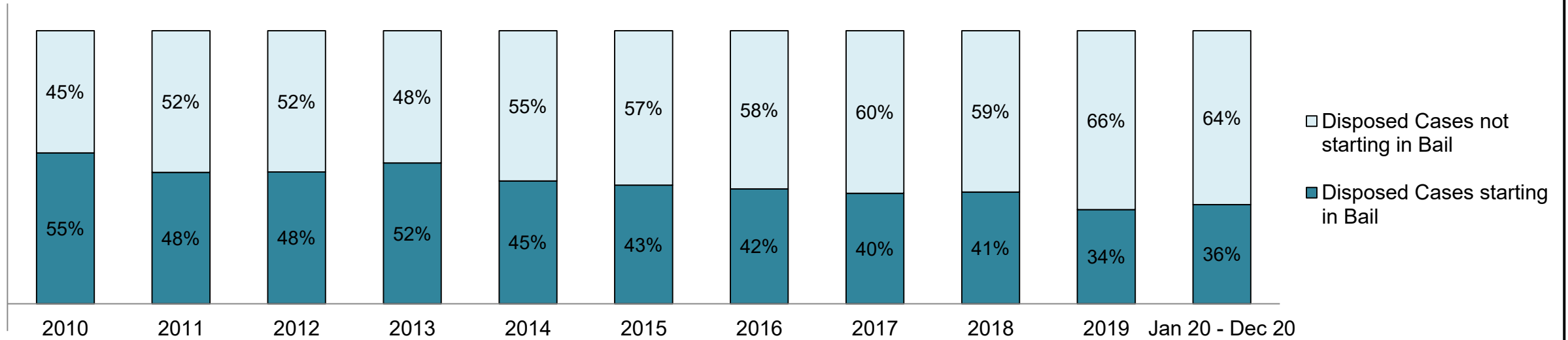
| Offence Group ⁹ | 2010 | 2011 | 2012 | 2013 | 2014 | 2015 | 2016 | 2017 | 2018 | 2019 | Jan 20 - Dec 20 |
|----------------------------|------|------|------|------|------|------|------|------|------|------|-----------------|
| Crimes Against The Person | 367 | 405 | 455 | 360 | 290 | 282 | 342 | 300 | 371 | 448 | 324 |
| Crimes Against Property | 342 | 280 | 282 | 196 | 215 | 165 | 241 | 221 | 468 | 478 | 410 |
| Administration of Justice | 351 | 280 | 324 | 279 | 349 | 308 | 410 | 465 | 569 | 551 | 541 |
| Other Criminal Code | 74 | 67 | 69 | 53 | 52 | 63 | 63 | 64 | 101 | 129 | 97 |
| Criminal Code Traffic | 218 | 192 | 222 | 149 | 143 | 153 | 125 | 151 | 140 | 172 | 191 |
| Federal Statute | 237 | 218 | 234 | 182 | 171 | 112 | 101 | 84 | 101 | 42 | 65 |

Cases Pending³ by Offence Group

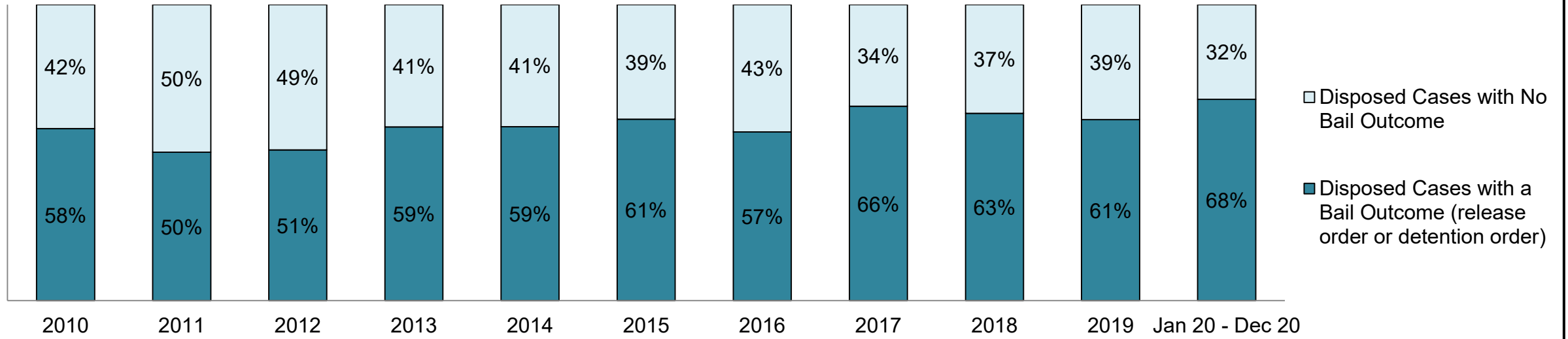
| Offence Group ⁹ | 2010 | 2011 | 2012 | 2013 | 2014 | 2015 | 2016 | 2017 | 2018 | 2019 | Jan 20 - Dec 20 |
|----------------------------|------|------|------|------|------|------|------|------|------|------|-----------------|
| Crimes Against The Person | 123 | 146 | 181 | 155 | 114 | 115 | 158 | 156 | 211 | 268 | 341 |
| Crimes Against Property | 86 | 70 | 75 | 51 | 80 | 39 | 80 | 101 | 224 | 200 | 356 |
| Administration of Justice | 59 | 58 | 73 | 67 | 92 | 48 | 134 | 156 | 197 | 185 | 379 |
| Other Criminal Code | 21 | 23 | 27 | 19 | 12 | 33 | 26 | 28 | 59 | 59 | 79 |
| Criminal Code Traffic | 62 | 66 | 73 | 47 | 38 | 51 | 61 | 70 | 95 | 101 | 175 |
| Federal Statute | 58 | 75 | 80 | 73 | 62 | 49 | 49 | 47 | 66 | 36 | 60 |

**ONTARIO COURT OF JUSTICE CRIMINAL MODERNIZATION COMMITTEE
ST. THOMAS DASHBOARD¹⁹**

PERCENTAGE OF DISPOSED CASES⁸ STARTING IN BAIL

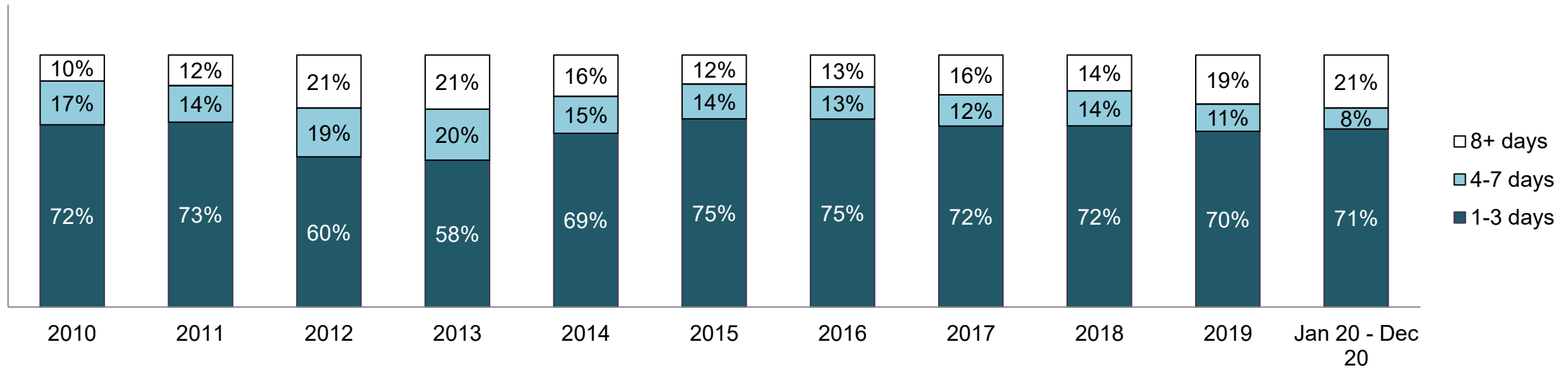


PERCENTAGE OF DISPOSED CASES⁸ STARTING IN BAIL BY BAIL OUTCOME

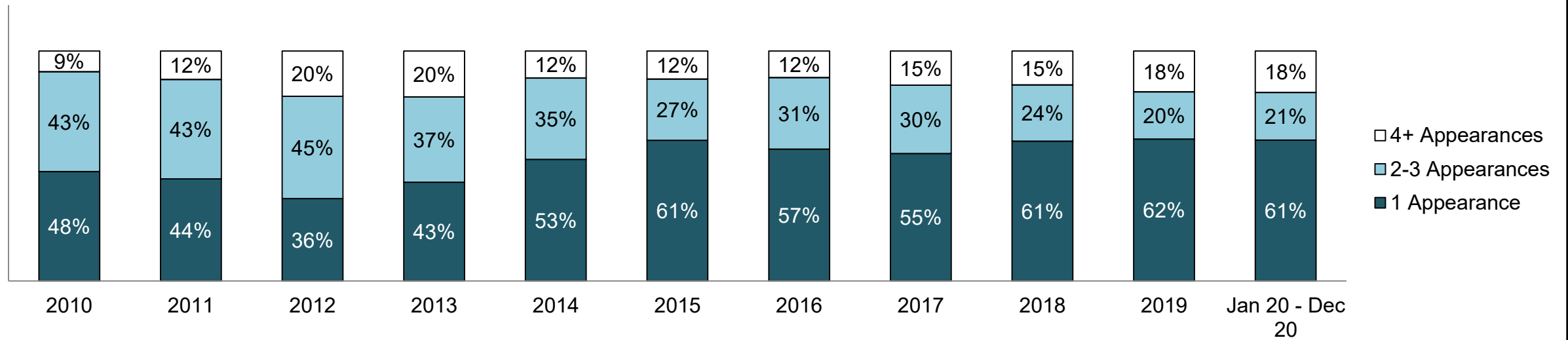


ONTARIO COURT OF JUSTICE CRIMINAL MODERNIZATION COMMITTEE ST. THOMAS DASHBOARD¹⁹

PERCENTAGE OF BAIL CASES BY DAYS FROM FIRST BAIL APPEARANCE TO BAIL DISPOSITION

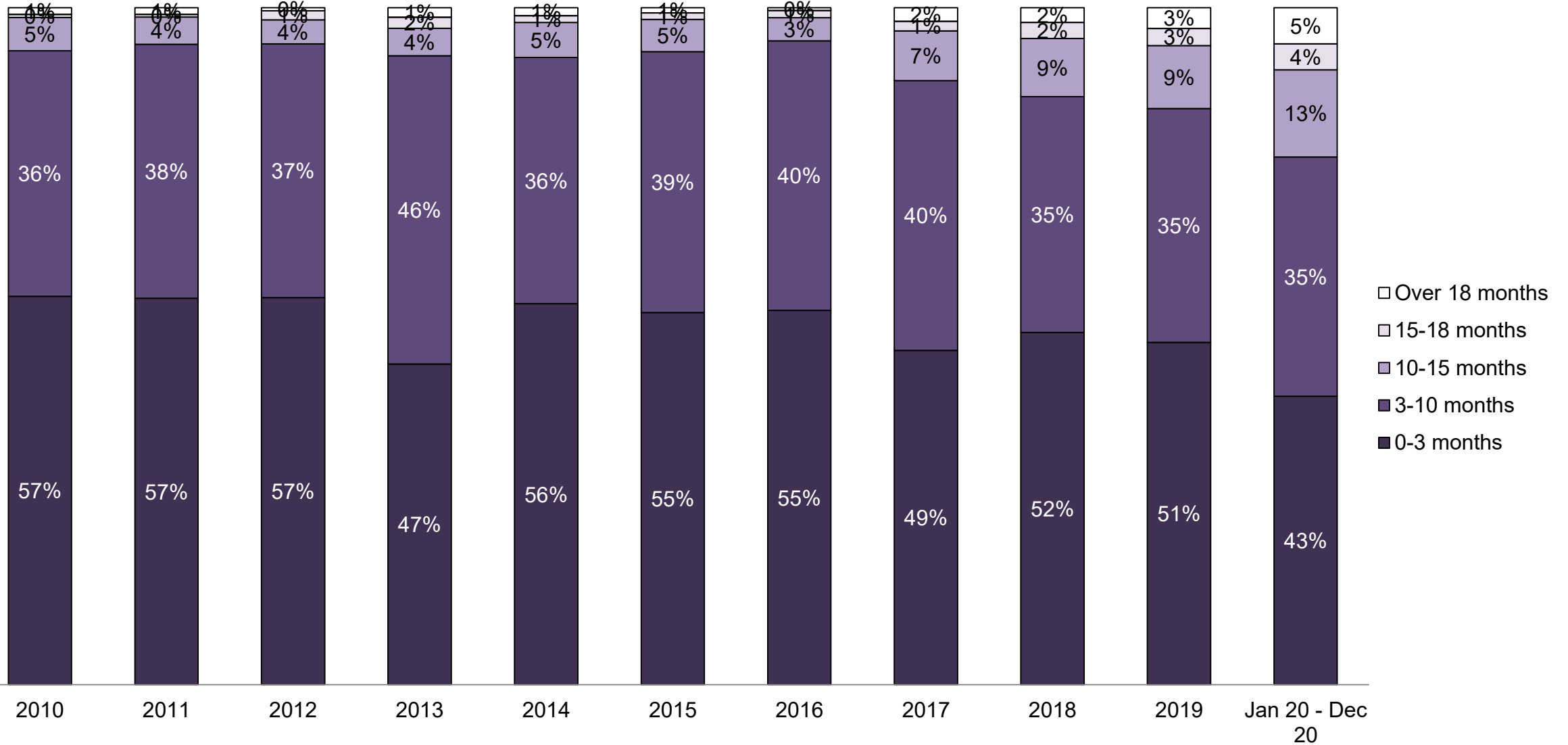


PERCENTAGE OF BAIL CASES BY NUMBER OF APPEARANCES FROM FIRST BAIL APPEARANCE TO BAIL DISPOSITION

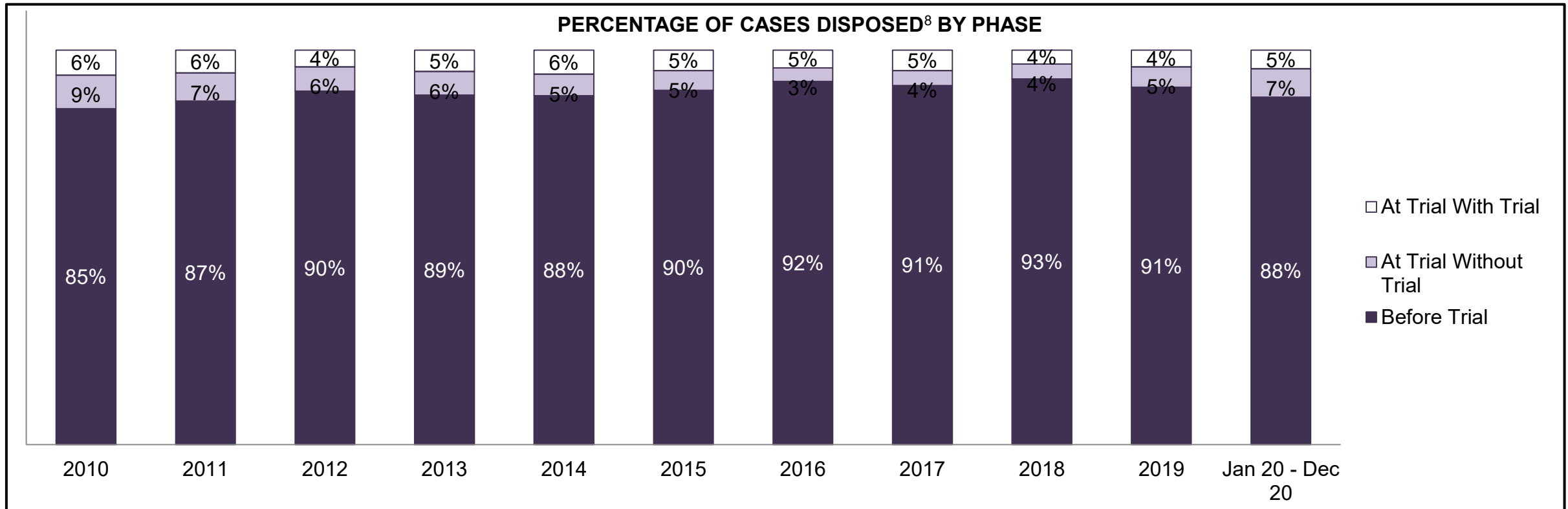


ONTARIO COURT OF JUSTICE CRIMINAL MODERNIZATION COMMITTEE ST. THOMAS DASHBOARD¹⁹

PERCENTAGE OF DISPOSED CASES⁸ BY MONTHS TO DISPOSITION¹⁰



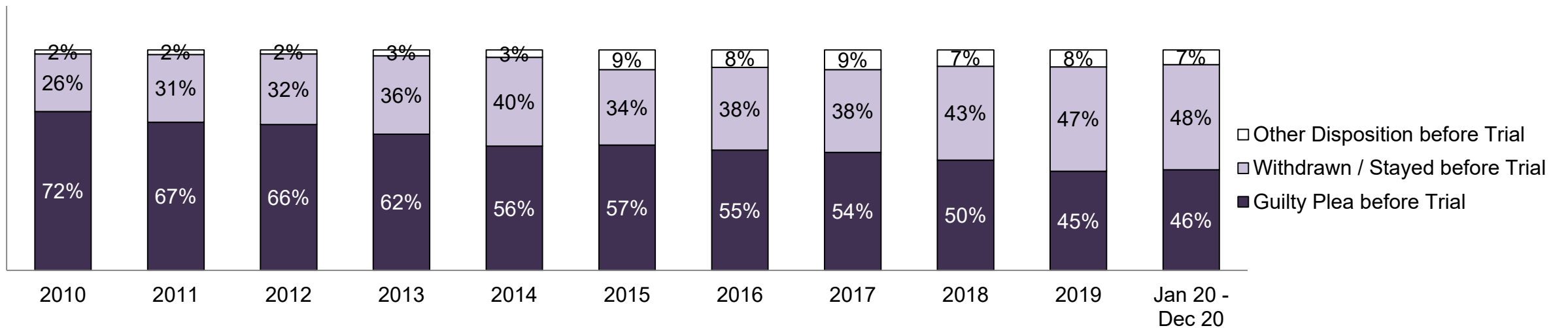
**ONTARIO COURT OF JUSTICE CRIMINAL MODERNIZATION COMMITTEE
ST. THOMAS DASHBOARD¹⁹**



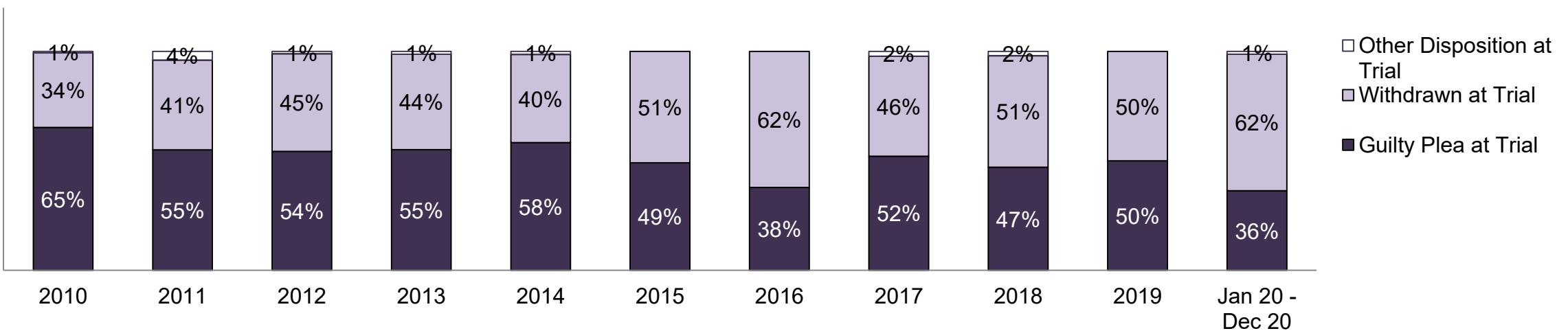
| Cases Disposed⁸ by Phase and Percentage of In-Custody¹¹, Out-of-Custody¹² Cases at Case Disposition | | | | | | | | | | | |
|---|-------------|-------------|-------------|-------------|-------------|-------------|-------------|-------------|-------------|-------------|------------------------|
| Phases | 2010 | 2011 | 2012 | 2013 | 2014 | 2015 | 2016 | 2017 | 2018 | 2019 | Jan 20 - Dec 20 |
| At Trial With Trial | 105 | 81 | 63 | 71 | 80 | 59 | 49 | 63 | 48 | 76 | 51 |
| In-Custody | 15% | 19% | 22% | 10% | 19% | 19% | 14% | 10% | 6% | 5% | 4% |
| Out-of-Custody | 85% | 81% | 78% | 90% | 81% | 81% | 86% | 90% | 94% | 95% | 96% |
| At Trial Without Trial | 141 | 100 | 92 | 78 | 72 | 57 | 37 | 46 | 51 | 92 | 77 |
| In-Custody | 16% | 18% | 21% | 14% | 17% | 12% | 11% | 17% | 18% | 20% | 12% |
| Out-of-Custody | 84% | 82% | 79% | 86% | 83% | 88% | 89% | 83% | 82% | 80% | 88% |
| Before Trial | 1,409 | 1,220 | 1,334 | 1,160 | 1,163 | 1,025 | 997 | 1,106 | 1,260 | 1,617 | 948 |
| In-Custody | 27% | 27% | 27% | 24% | 19% | 17% | 20% | 15% | 16% | 14% | 14% |
| Out-of-Custody | 73% | 73% | 73% | 76% | 81% | 83% | 80% | 85% | 84% | 86% | 86% |

ONTARIO COURT OF JUSTICE CRIMINAL MODERNIZATION COMMITTEE ST. THOMAS DASHBOARD¹⁹

PERCENTAGE OF CASES DISPOSED⁸ BEFORE TRIAL BY OUTCOME

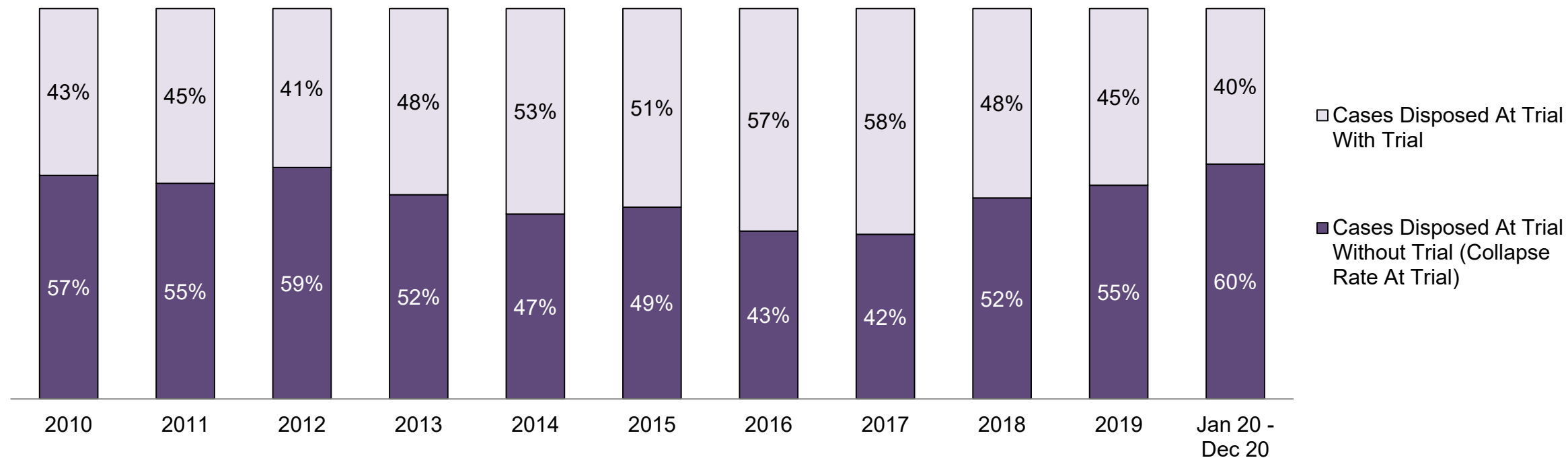


PERCENTAGE OF CASES DISPOSED⁸ AT TRIAL WITHOUT TRIAL (CASES COLLAPSED AT TRIAL) BY OUTCOME



ONTARIO COURT OF JUSTICE CRIMINAL MODERNIZATION COMMITTEE ST. THOMAS DASHBOARD¹⁹

PERCENTAGE OF CASES DISPOSED⁸ BY PHASE FOR CASES SET FOR TRIAL¹³

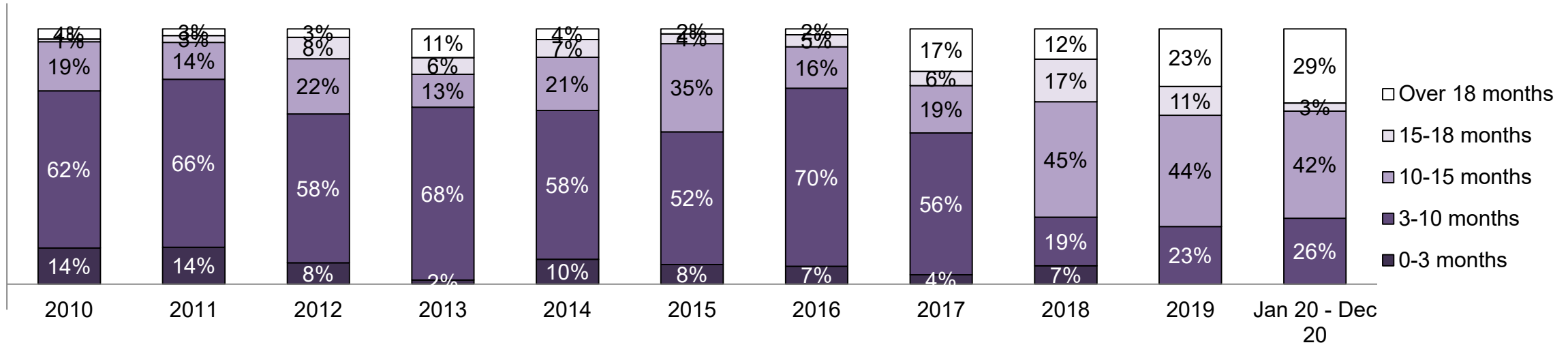


Percentage of Cases Disposed⁸ At Trial Without Trial (Collapse Rate At Trial²) by Offence Group At Disposition

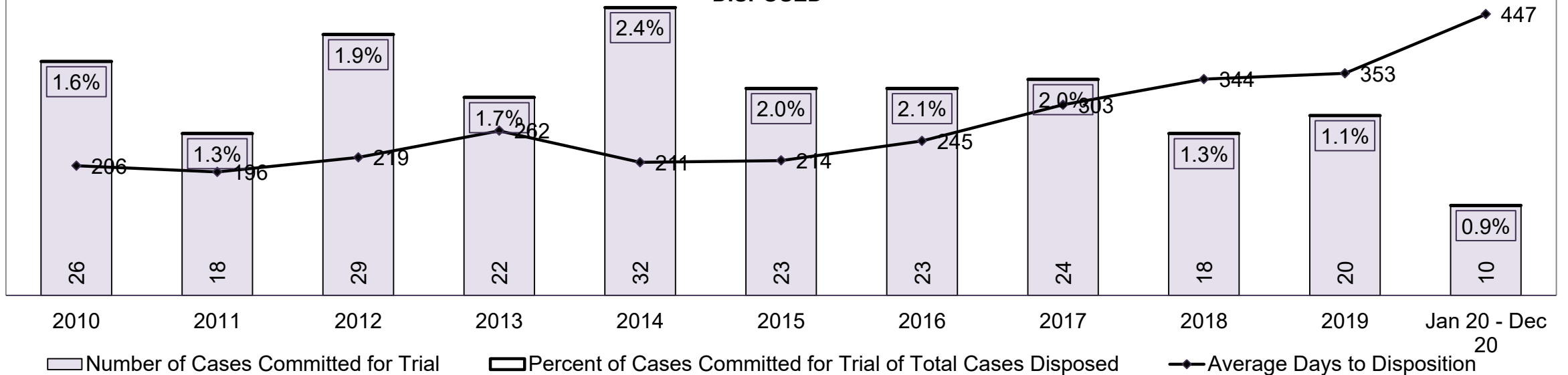
| Offence Group at Disposition ¹⁴ | 2010 | 2011 | 2012 | 2013 | 2014 | 2015 | 2016 | 2017 | 2018 | 2019 | Jan 20 - Dec 20 |
|--|-------------|-------------|-------------|-------------|-------------|-------------|-------------|-------------|-------------|-------------|-----------------|
| Crimes Against The Person | 42% | 45% | 46% | 43% | 39% | 32% | 47% | 48% | 31% | 42% | 48% |
| Crimes Against Property | 9% | 14% | 4% | 9% | 8% | 12% | 12% | 6% | 11% | 12% | 11% |
| Administration of Justice | 10% | 8% | 10% | 11% | 15% | 17% | 5% | 12% | 12% | 11% | 13% |
| Other Criminal Code | 9% | 10% | 8% | 11% | 3% | 5% | 5% | 6% | 7% | 11% | 6% |
| Criminal Code Traffic | 23% | 14% | 17% | 17% | 16% | 22% | 15% | 15% | 20% | 18% | 17% |
| Federal Statute | 8% | 8% | 15% | 10% | 18% | 11% | 17% | 14% | 18% | 5% | 5% |
| Total | 100% | 100% | 100% | 100% | 100% | 100% | 100% | 100% | 100% | 100% | 100% |

ONTARIO COURT OF JUSTICE CRIMINAL MODERNIZATION COMMITTEE ST. THOMAS DASHBOARD¹⁹

PERCENTAGE OF CASES DISPOSED⁸ AT TRIAL WITH TRIAL BY MONTHS TO DISPOSITION¹⁰




NUMBER, PERCENTAGE, & AVERAGE DAYS TO DISPOSITION¹⁵ OF CASES COMMITTED FOR TRIAL¹⁶ OF TOTAL CASES DISPOSED⁸



**ONTARIO COURT OF JUSTICE CRIMINAL MODERNIZATION COMMITTEE
ST. THOMAS DASHBOARD¹⁹
CASES PENDING AS OF DECEMBER 31, 2020**

PERCENTAGE OF PENDING CASES³ BY PENDING AGE⁶



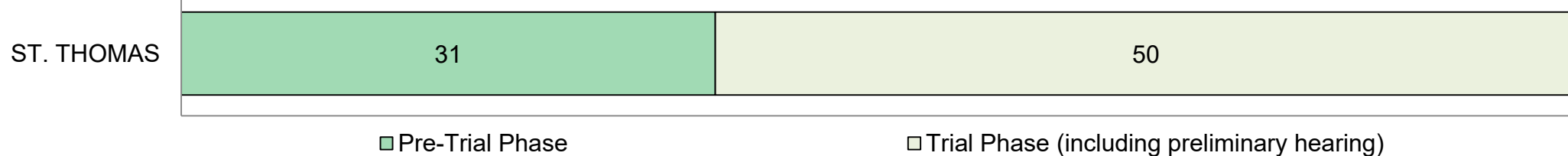
Pending Cases³ by Pending Age⁶ and Percentage of Pending Cases In-Custody¹⁷ and Out-of-Custody¹⁸

| Court Location | Over 18 months | 15-18 months | 10-15 months | 8-10 months | 0-8 months | Total |
|-------------------|----------------|--------------|--------------|-------------|------------|--------------|
| ST. THOMAS | 81 | 61 | 121 | 77 | 1,050 | 1,390 |
| In-Custody | 5% | 8% | 9% | 5% | 10% | 9% |
| Out-of-Custody | 95% | 92% | 91% | 95% | 90% | 91% |

PENDING CASES³ BY PHASE: 15-18 MONTHS⁶



PENDING CASES³ BY PHASE: OVER 18 MONTHS⁶



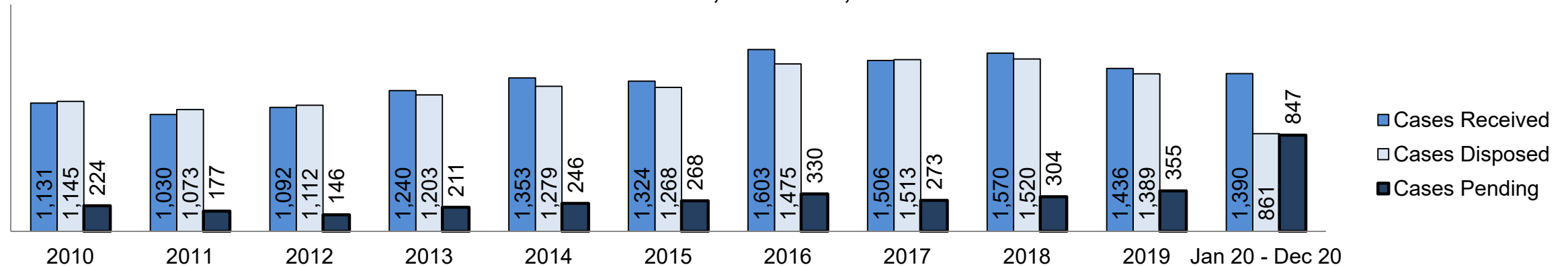
**ONTARIO COURT OF JUSTICE CRIMINAL MODERNIZATION COMMITTEE
STRATFORD DASHBOARD¹⁹**

| Key Metric | | Jan 20 - Dec 20 | | 2014 Baseline Median* | Change from 2014 Baseline Median | |
|------------------------------------|---|-------------------------------------|--------------------|-----------------------|----------------------------------|--------|
| | | Percent | Cases ¹ | | | |
| Bail | Disposed cases that began in the Bail Phase | | 37.3% | 321 | 33.5% | 3.8% |
| | Bail cases with a bail outcome (release order or detention order) | Total | 48.3% | 155 | 50.7% | -2.4% |
| | | Bail Disposition with 1 appearance | 32.9% | 51 | 52.9% | -20.0% |
| | | Bail Disposition in 1-3 days | 51.0% | 79 | 73.8% | -22.8% |
| | Bail cases with no bail disposition but with a case disposition | Total | 51.7% | 166 | 49.3% | 2.4% |
| | | Case disposition in 1-3 appearances | 10.8% | 18 | 33.4% | -22.5% |
| | | Case disposition in 0-3 months | 68.7% | 114 | 77.3% | -8.6% |
| Case disposition rate before trial | | 96.4% | 160 | 91.8% | 4.5% | |
| Before Trial | Disposition rate (includes bail cases with case dispositions) | | 89.0% | 766 | 85.7% | 3.3% |
| | Disposed within 1-3 appearances (net of bench warrant cases) | | 44.3% | 219 | 47.2% | -2.9% |
| | Disposed within 0-3 months (net of bench warrant cases) | | 70.4% | 348 | 62.6% | 7.9% |
| Trial | Collapse Rate at Trial ² | | 46.3% | 44 | 66.9% | -20.6% |

| Cases Pending ³ as of December 31, 2020 | | Percent | Cases ¹ | Cases in the Pre-Trial Phase ⁴ | Cases in the Trial Phase ⁵ (including preliminary hearing) |
|--|----------------|---------------|--------------------|---|---|
| Age of All Pending Cases⁶ | 0-8 months | 92.2% | 781 | 779 | 2 |
| | 8-10 months | 3.2% | 27 | 23 | 4 |
| | 10-15 months | 3.8% | 32 | 18 | 14 |
| | 15-18 months | 0.7% | 6 | 1 | 5 |
| | Over 18 months | 0.1% | 1 | 0 | 1 |
| Total | | 100.0% | 847 | 821 | 26 |

ONTARIO COURT OF JUSTICE CRIMINAL MODERNIZATION COMMITTEE STRATFORD DASHBOARD¹⁹

CASES RECEIVED⁷, DISPOSED⁸, AND PENDING³



Cases Received⁷ by Offence Group

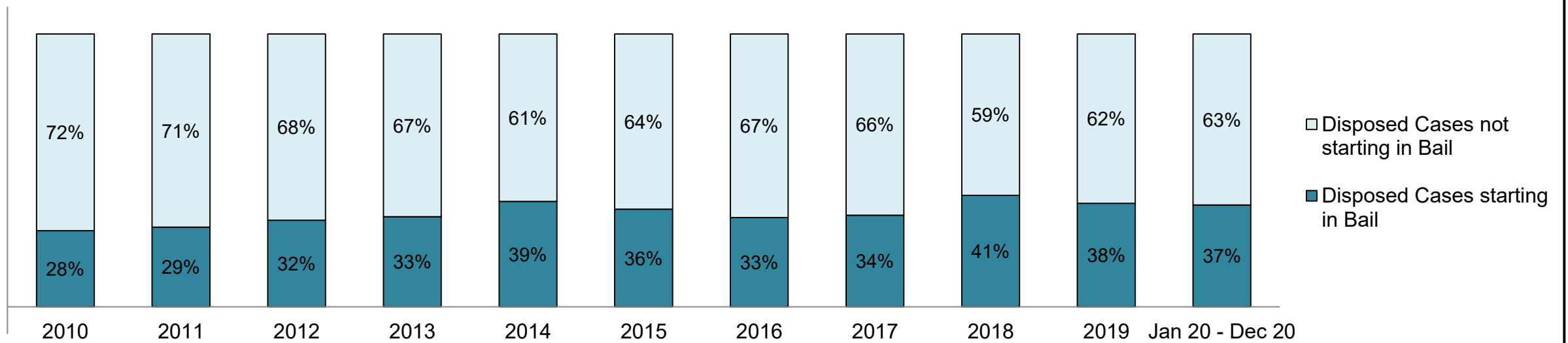
| Offence Group ⁹ | 2010 | 2011 | 2012 | 2013 | 2014 | 2015 | 2016 | 2017 | 2018 | 2019 | Jan 20 - Dec 20 |
|----------------------------|------|------|------|------|------|------|------|------|------|------|-----------------|
| Crimes Against The Person | 198 | 209 | 247 | 280 | 287 | 267 | 283 | 291 | 291 | 291 | 326 |
| Crimes Against Property | 209 | 189 | 196 | 203 | 246 | 267 | 282 | 317 | 317 | 324 | 321 |
| Administration of Justice | 316 | 305 | 333 | 381 | 460 | 434 | 542 | 544 | 590 | 446 | 350 |
| Other Criminal Code | 61 | 51 | 60 | 86 | 79 | 56 | 120 | 72 | 78 | 65 | 86 |
| Criminal Code Traffic | 132 | 94 | 123 | 109 | 102 | 106 | 126 | 102 | 128 | 150 | 130 |
| Federal Statute | 215 | 182 | 133 | 181 | 179 | 194 | 250 | 180 | 166 | 160 | 177 |

Cases Pending³ by Offence Group

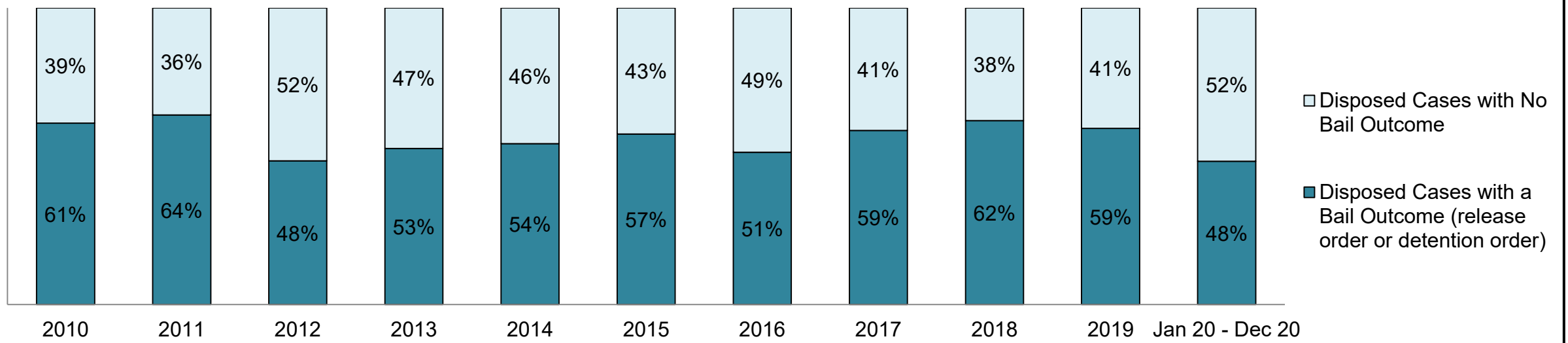
| Offence Group ⁹ | 2010 | 2011 | 2012 | 2013 | 2014 | 2015 | 2016 | 2017 | 2018 | 2019 | Jan 20 - Dec 20 |
|----------------------------|------|------|------|------|------|------|------|------|------|------|-----------------|
| Crimes Against The Person | 50 | 29 | 45 | 68 | 67 | 77 | 54 | 67 | 77 | 93 | 204 |
| Crimes Against Property | 38 | 27 | 26 | 27 | 40 | 56 | 68 | 60 | 66 | 79 | 184 |
| Administration of Justice | 52 | 54 | 33 | 52 | 65 | 58 | 84 | 77 | 92 | 89 | 193 |
| Other Criminal Code | 14 | 10 | 5 | 18 | 18 | 16 | 43 | 19 | 16 | 13 | 56 |
| Criminal Code Traffic | 22 | 16 | 17 | 23 | 16 | 17 | 28 | 20 | 21 | 28 | 90 |
| Federal Statute | 48 | 41 | 20 | 23 | 40 | 44 | 53 | 30 | 32 | 53 | 120 |

ONTARIO COURT OF JUSTICE CRIMINAL MODERNIZATION COMMITTEE STRATFORD DASHBOARD¹⁹

PERCENTAGE OF DISPOSED CASES⁸ STARTING IN BAIL

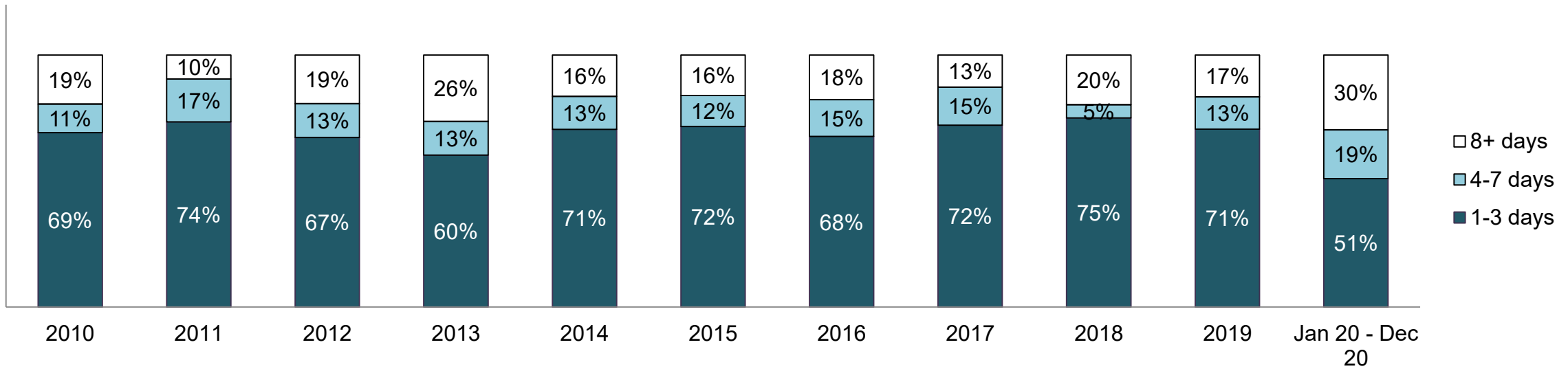


PERCENTAGE OF DISPOSED CASES⁸ STARTING IN BAIL BY BAIL OUTCOME

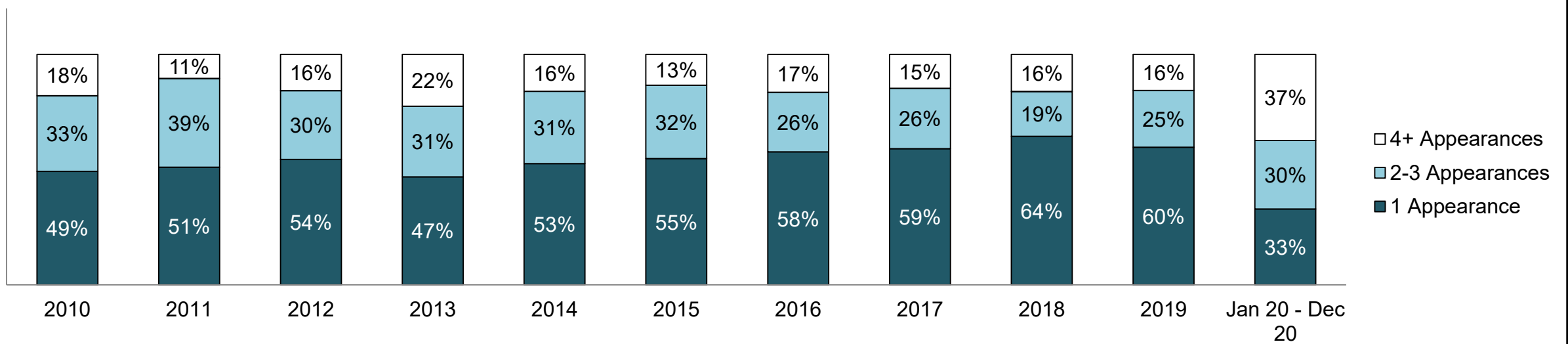


ONTARIO COURT OF JUSTICE CRIMINAL MODERNIZATION COMMITTEE STRATFORD DASHBOARD¹⁹

PERCENTAGE OF BAIL CASES BY DAYS FROM FIRST BAIL APPEARANCE TO BAIL DISPOSITION

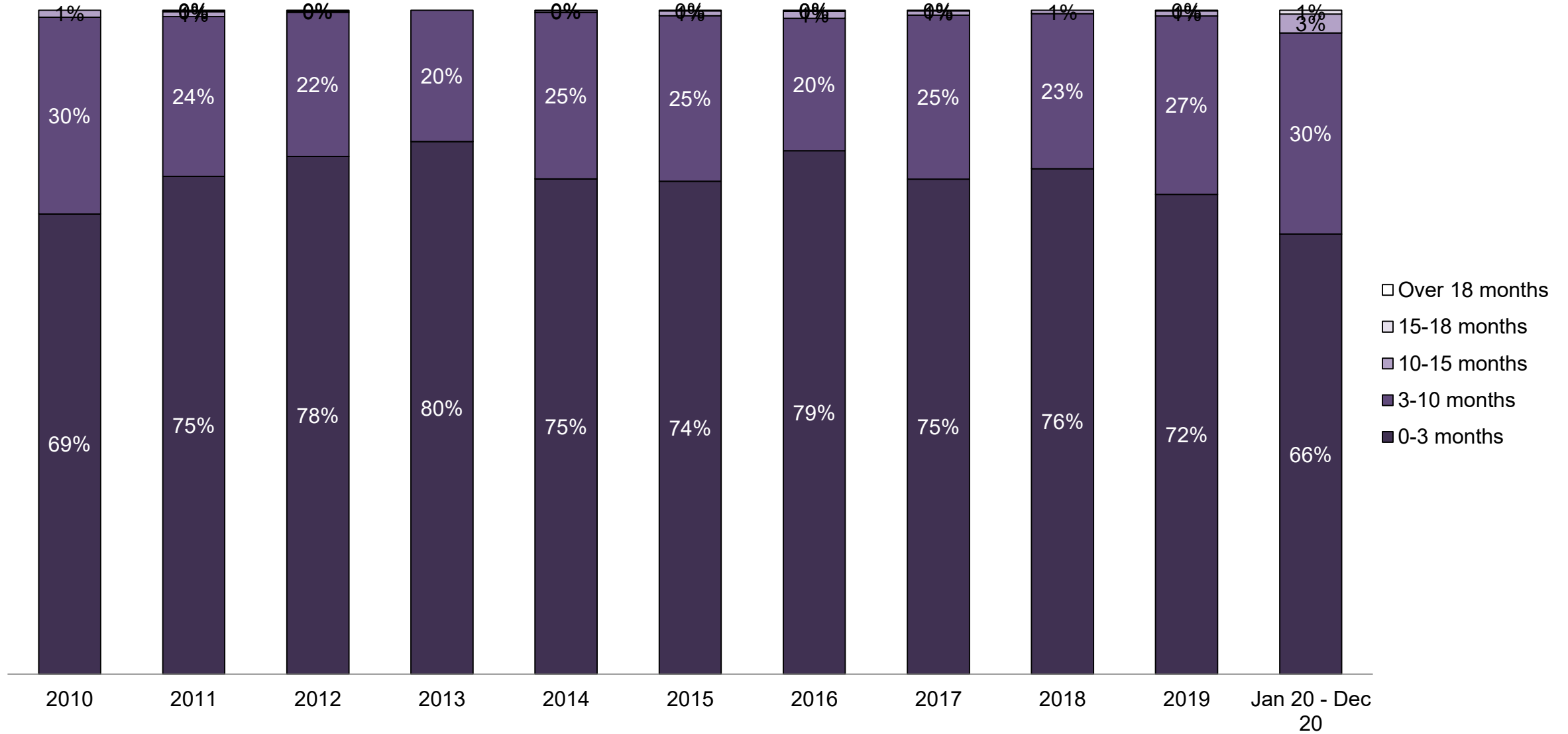


PERCENTAGE OF BAIL CASES BY NUMBER OF APPEARANCES FROM FIRST BAIL APPEARANCE TO BAIL DISPOSITION

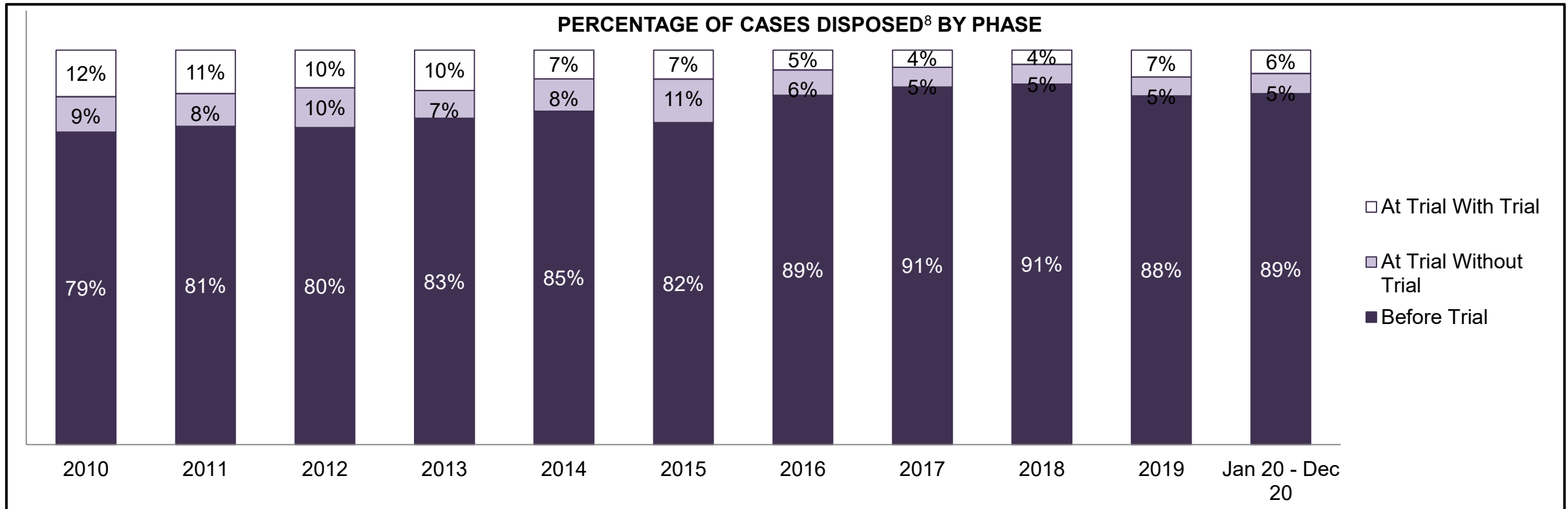


**ONTARIO COURT OF JUSTICE CRIMINAL MODERNIZATION COMMITTEE
STRATFORD DASHBOARD¹⁹**

PERCENTAGE OF DISPOSED CASES⁸ BY MONTHS TO DISPOSITION¹⁰



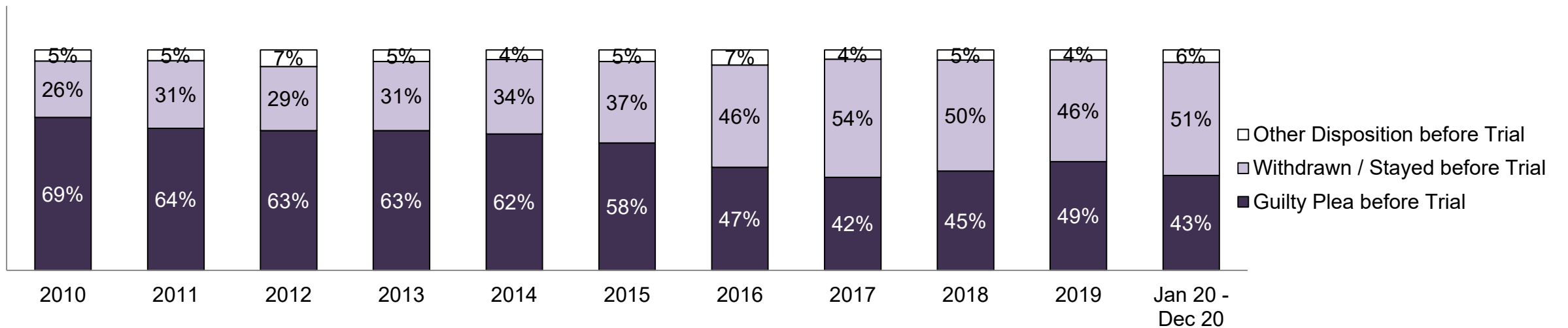
**ONTARIO COURT OF JUSTICE CRIMINAL MODERNIZATION COMMITTEE
STRATFORD DASHBOARD¹⁹**



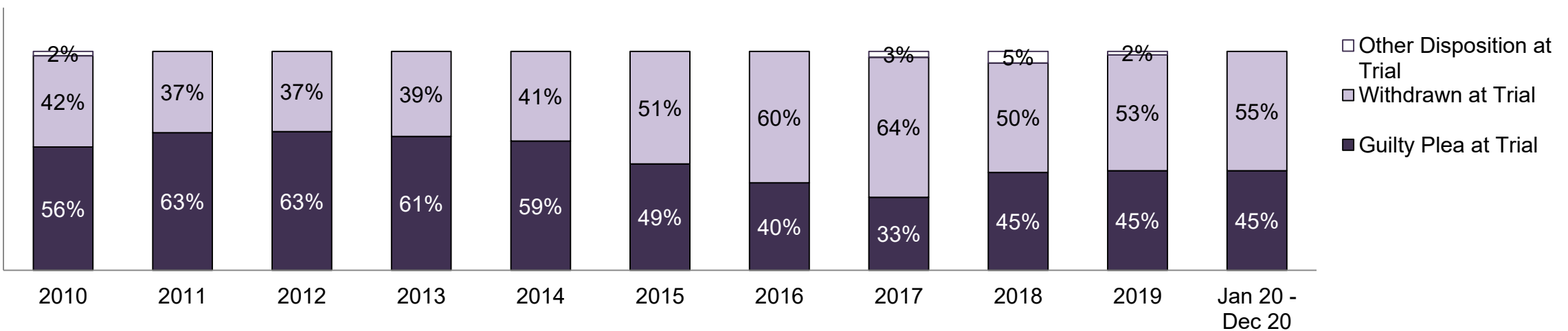
| Cases Disposed⁸ by Phase and Percentage of In-Custody¹¹, Out-of-Custody¹² Cases at Case Disposition | | | | | | | | | | | |
|---|-------------|-------------|-------------|-------------|-------------|-------------|-------------|-------------|-------------|-------------|------------------------|
| Phases | 2010 | 2011 | 2012 | 2013 | 2014 | 2015 | 2016 | 2017 | 2018 | 2019 | Jan 20 - Dec 20 |
| At Trial With Trial | 135 | 118 | 106 | 123 | 93 | 93 | 74 | 66 | 55 | 95 | 51 |
| In-Custody | 7% | 9% | 24% | 15% | 10% | 9% | 8% | 5% | 9% | 11% | 12% |
| Out-of-Custody | 93% | 91% | 76% | 85% | 90% | 91% | 92% | 95% | 91% | 89% | 88% |
| At Trial Without Trial | 103 | 89 | 112 | 85 | 105 | 140 | 95 | 75 | 76 | 66 | 44 |
| In-Custody | 11% | 12% | 25% | 13% | 9% | 11% | 8% | 17% | 11% | 8% | 11% |
| Out-of-Custody | 89% | 88% | 75% | 87% | 91% | 89% | 92% | 83% | 89% | 92% | 89% |
| Before Trial | 907 | 866 | 894 | 995 | 1,081 | 1,035 | 1,306 | 1,372 | 1,389 | 1,228 | 766 |
| In-Custody | 16% | 14% | 19% | 20% | 22% | 20% | 19% | 15% | 18% | 18% | 23% |
| Out-of-Custody | 84% | 86% | 81% | 80% | 78% | 80% | 81% | 85% | 82% | 82% | 77% |

ONTARIO COURT OF JUSTICE CRIMINAL MODERNIZATION COMMITTEE STRATFORD DASHBOARD¹⁹

PERCENTAGE OF CASES DISPOSED⁸ BEFORE TRIAL BY OUTCOME

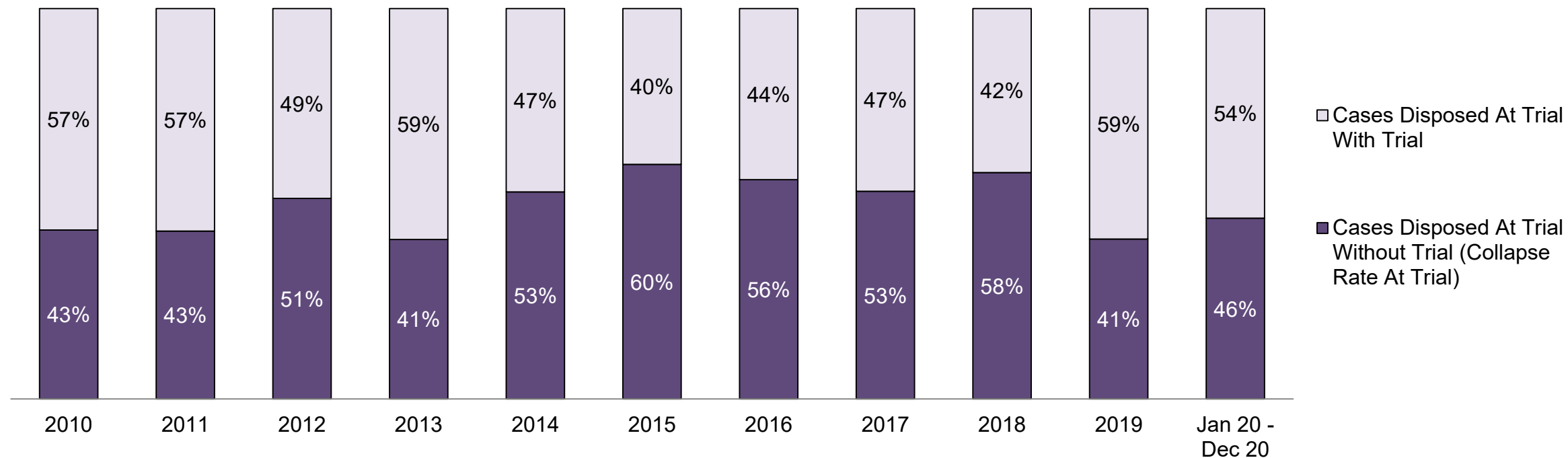


PERCENTAGE OF CASES DISPOSED⁸ AT TRIAL WITHOUT TRIAL (CASES COLLAPSED AT TRIAL) BY OUTCOME



ONTARIO COURT OF JUSTICE CRIMINAL MODERNIZATION COMMITTEE STRATFORD DASHBOARD¹⁹

PERCENTAGE OF CASES DISPOSED⁸ BY PHASE FOR CASES SET FOR TRIAL¹³

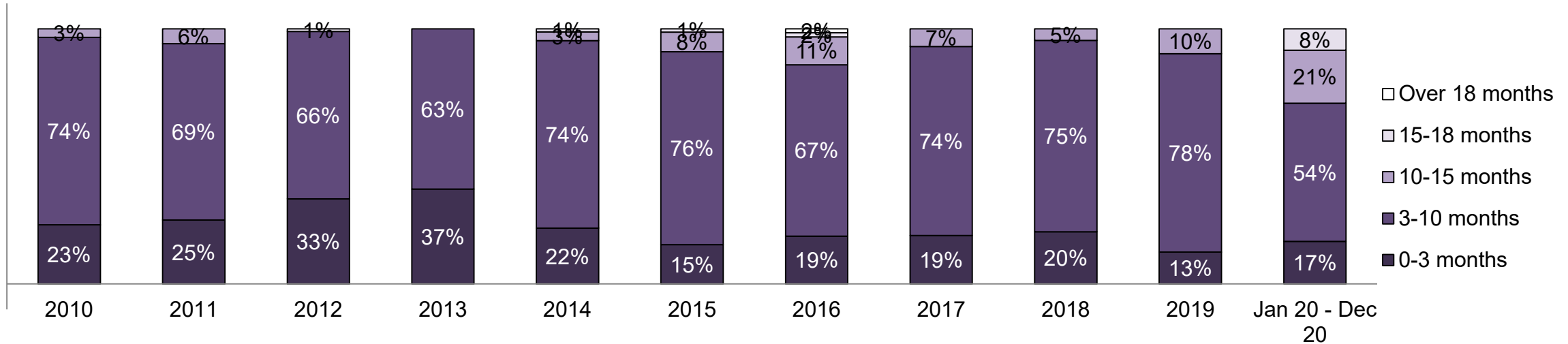


Percentage of Cases Disposed⁸ At Trial Without Trial (Collapse Rate At Trial²) by Offence Group At Disposition

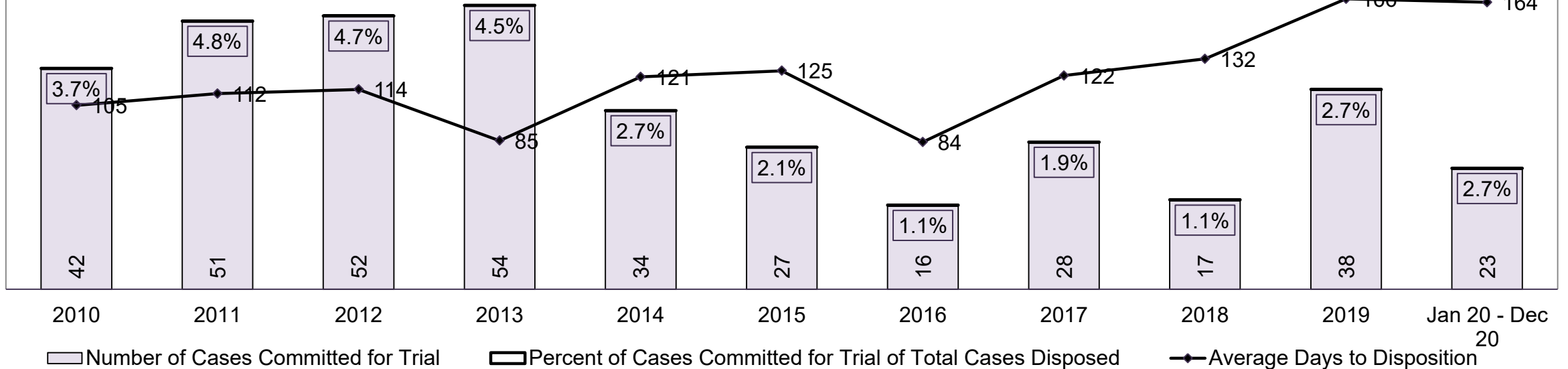
| Offence Group at Disposition ¹⁴ | 2010 | 2011 | 2012 | 2013 | 2014 | 2015 | 2016 | 2017 | 2018 | 2019 | Jan 20 - Dec 20 |
|--|-------------|-------------|-------------|-------------|-------------|-------------|-------------|-------------|-------------|-------------|-----------------|
| Crimes Against The Person | 32% | 38% | 35% | 38% | 43% | 32% | 38% | 28% | 42% | 34% | 34% |
| Crimes Against Property | 15% | 13% | 13% | 16% | 12% | 19% | 16% | 11% | 14% | 19% | 19% |
| Administration of Justice | 15% | 19% | 17% | 17% | 20% | 25% | 24% | 25% | 11% | 14% | 15% |
| Other Criminal Code | 11% | 6% | 8% | 3% | 5% | 6% | 5% | 6% | 6% | 10% | 3% |
| Criminal Code Traffic | 12% | 8% | 9% | 6% | 6% | 7% | 7% | 9% | 9% | 8% | 12% |
| Federal Statute | 16% | 16% | 18% | 19% | 14% | 11% | 11% | 21% | 18% | 14% | 18% |
| Total | 100% | 100% | 100% | 100% | 100% | 100% | 100% | 100% | 100% | 100% | 100% |

ONTARIO COURT OF JUSTICE CRIMINAL MODERNIZATION COMMITTEE STRATFORD DASHBOARD¹⁹

PERCENTAGE OF CASES DISPOSED⁸ AT TRIAL WITH TRIAL BY MONTHS TO DISPOSITION¹⁰



NUMBER, PERCENTAGE, & AVERAGE DAYS TO DISPOSITION¹⁵ OF CASES COMMITTED FOR TRIAL¹⁶ OF TOTAL CASES DISPOSED⁸



**ONTARIO COURT OF JUSTICE CRIMINAL MODERNIZATION COMMITTEE
STRATFORD DASHBOARD¹⁹
CASES PENDING AS OF DECEMBER 31, 2020**


PERCENTAGE OF PENDING CASES³ BY PENDING AGE⁶




Pending Cases³ by Pending Age⁶ and Percentage of Pending Cases In-Custody¹⁷ and Out-of-Custody¹⁸

| Court Location | Over 18 months | 15-18 months | 10-15 months | 8-10 months | 0-8 months | Total |
|------------------|----------------|--------------|--------------|-------------|------------|------------|
| STRATFORD | 1 | 6 | 32 | 27 | 781 | 847 |
| In-Custody | 0% | 0% | 31% | 7% | 9% | 9% |
| Out-of-Custody | 100% | 100% | 69% | 93% | 91% | 91% |

PENDING CASES³ BY PHASE: 15-18 MONTHS⁶



PENDING CASES³ BY PHASE: OVER 18 MONTHS⁶



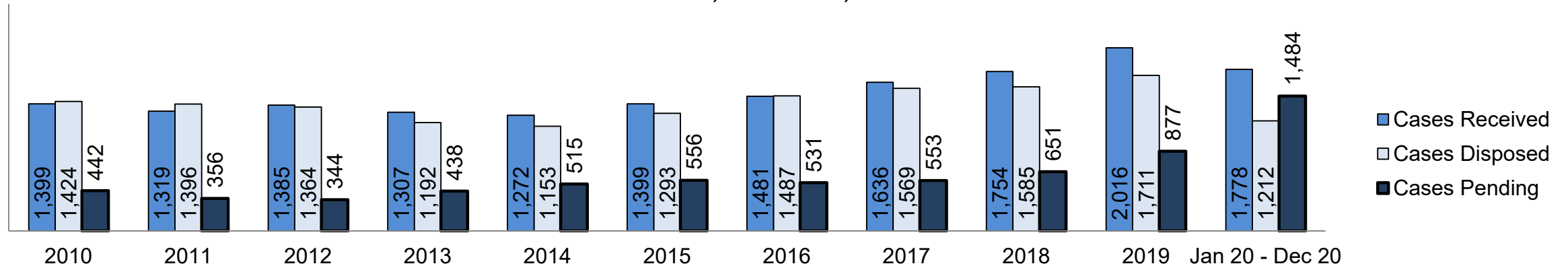
**ONTARIO COURT OF JUSTICE CRIMINAL MODERNIZATION COMMITTEE
WALKERTON DASHBOARD¹⁹**

| Key Metric | | Jan 20 - Dec 20 | | 2014 Baseline Median* | Change from 2014 Baseline Median | |
|------------------------------------|---|-------------------------------------|--------------------|-----------------------|----------------------------------|--------|
| | | Percent | Cases ¹ | | | |
| Bail | Disposed cases that began in the Bail Phase | | 38.1% | 462 | 33.5% | 4.6% |
| | Bail cases with a bail outcome (release order or detention order) | Total | 48.3% | 223 | 50.7% | -2.4% |
| | | Bail Disposition with 1 appearance | 60.1% | 134 | 52.9% | 7.2% |
| | | Bail Disposition in 1-3 days | 70.4% | 157 | 73.8% | -3.4% |
| | Bail cases with no bail disposition but with a case disposition | Total | 51.7% | 239 | 49.3% | 2.4% |
| | | Case disposition in 1-3 appearances | 7.5% | 18 | 33.4% | -25.8% |
| | | Case disposition in 0-3 months | 55.6% | 133 | 77.3% | -21.6% |
| Case disposition rate before trial | | 94.6% | 226 | 91.8% | 2.7% | |
| Before Trial | Disposition rate (includes bail cases with case dispositions) | | 92.8% | 1,125 | 85.7% | 7.2% |
| | Disposed within 1-3 appearances (net of bench warrant cases) | | 42.0% | 254 | 47.2% | -5.2% |
| | Disposed within 0-3 months (net of bench warrant cases) | | 66.8% | 404 | 62.6% | 4.2% |
| Trial | Collapse Rate at Trial ² | | 69.0% | 60 | 66.9% | 2.1% |

| Cases Pending ³ as of December 31, 2020 | | Percent | Cases ¹ | Cases in the Pre-Trial Phase ⁴ | Cases in the Trial Phase ⁵ (including preliminary hearing) |
|--|----------------|---------------|--------------------|---|---|
| Age of All Pending Cases ⁶ | 0-8 months | 82.1% | 1,218 | 1,215 | 3 |
| | 8-10 months | 5.6% | 83 | 82 | 1 |
| | 10-15 months | 6.2% | 92 | 74 | 18 |
| | 15-18 months | 1.4% | 21 | 14 | 7 |
| | Over 18 months | 4.7% | 70 | 15 | 55 |
| Total | | 100.0% | 1,484 | 1,400 | 84 |

**ONTARIO COURT OF JUSTICE CRIMINAL MODERNIZATION COMMITTEE
WALKERTON DASHBOARD¹⁹**

CASES RECEIVED⁷, DISPOSED⁸, AND PENDING³



Cases Received⁷ by Offence Group

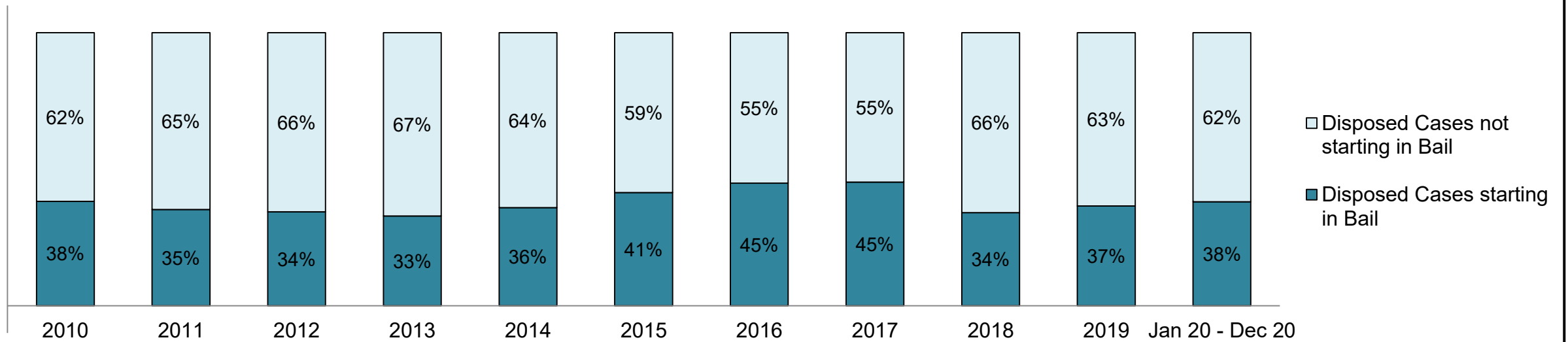
| Offence Group ⁹ | 2010 | 2011 | 2012 | 2013 | 2014 | 2015 | 2016 | 2017 | 2018 | 2019 | Jan 20 - Dec 20 |
|----------------------------|------|------|------|------|------|------|------|------|------|------|-----------------|
| Crimes Against The Person | 362 | 318 | 363 | 333 | 338 | 289 | 321 | 378 | 414 | 435 | 482 |
| Crimes Against Property | 279 | 275 | 247 | 231 | 202 | 242 | 260 | 294 | 329 | 379 | 340 |
| Administration of Justice | 338 | 349 | 416 | 363 | 389 | 522 | 522 | 561 | 618 | 731 | 520 |
| Other Criminal Code | 73 | 58 | 62 | 80 | 64 | 57 | 79 | 94 | 84 | 119 | 119 |
| Criminal Code Traffic | 121 | 138 | 133 | 127 | 116 | 127 | 115 | 111 | 138 | 139 | 142 |
| Federal Statute | 226 | 181 | 164 | 173 | 163 | 162 | 184 | 198 | 171 | 213 | 175 |

Cases Pending³ by Offence Group

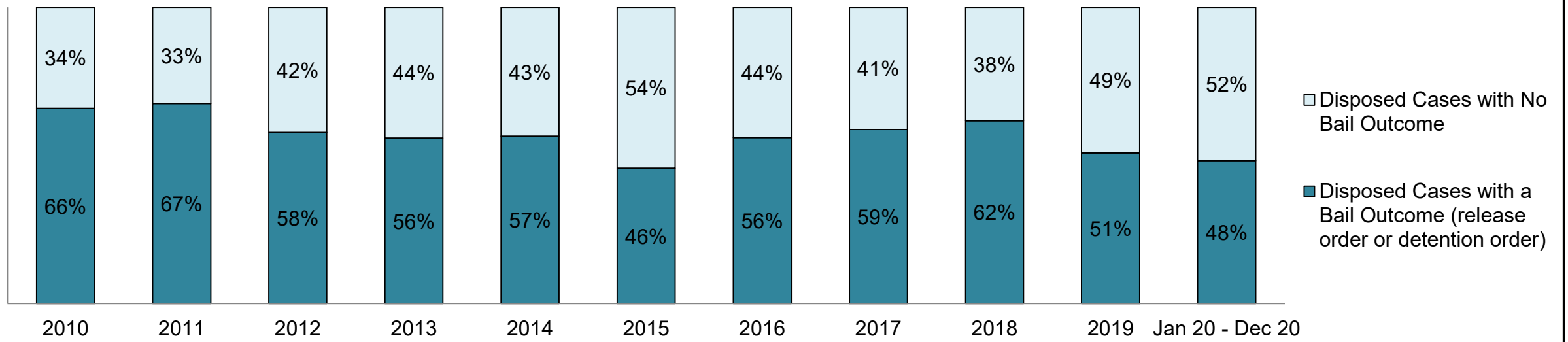
| Offence Group ⁹ | 2010 | 2011 | 2012 | 2013 | 2014 | 2015 | 2016 | 2017 | 2018 | 2019 | Jan 20 - Dec 20 |
|----------------------------|------|------|------|------|------|------|------|------|------|------|-----------------|
| Crimes Against The Person | 118 | 103 | 107 | 107 | 122 | 146 | 129 | 161 | 183 | 213 | 416 |
| Crimes Against Property | 79 | 79 | 78 | 100 | 113 | 113 | 86 | 100 | 121 | 181 | 320 |
| Administration of Justice | 73 | 63 | 44 | 72 | 101 | 121 | 129 | 125 | 146 | 223 | 370 |
| Other Criminal Code | 22 | 11 | 19 | 37 | 30 | 35 | 47 | 41 | 37 | 61 | 114 |
| Criminal Code Traffic | 60 | 52 | 60 | 59 | 63 | 63 | 51 | 52 | 62 | 71 | 136 |
| Federal Statute | 90 | 48 | 36 | 63 | 86 | 78 | 89 | 74 | 102 | 128 | 128 |

**ONTARIO COURT OF JUSTICE CRIMINAL MODERNIZATION COMMITTEE
WALKERTON DASHBOARD¹⁹**

PERCENTAGE OF DISPOSED CASES⁸ STARTING IN BAIL

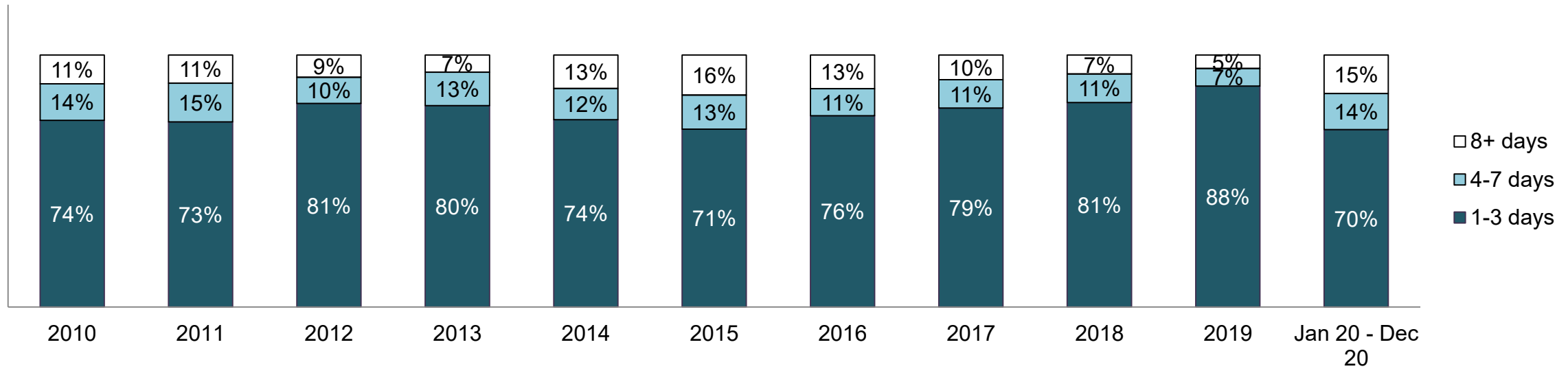


PERCENTAGE OF DISPOSED CASES⁸ STARTING IN BAIL BY BAIL OUTCOME

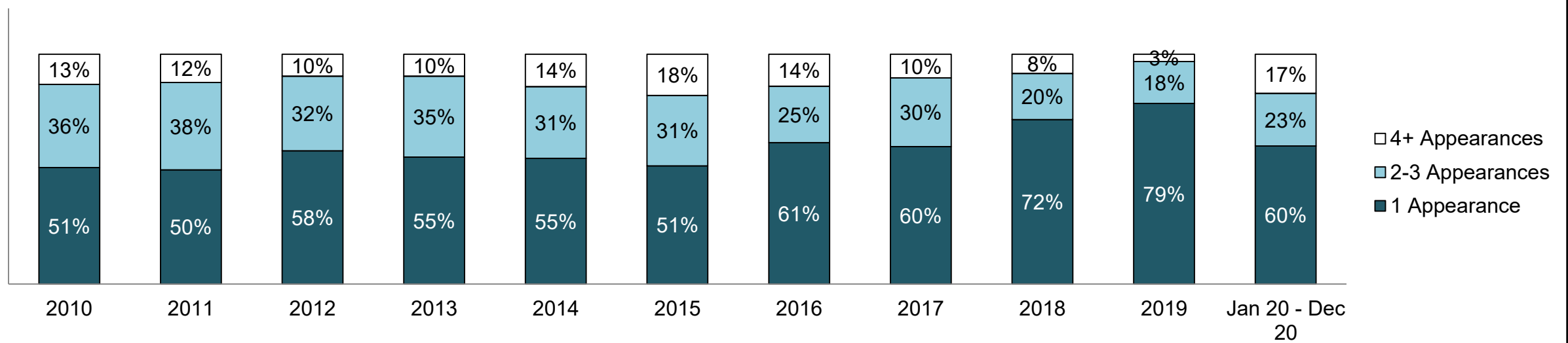


ONTARIO COURT OF JUSTICE CRIMINAL MODERNIZATION COMMITTEE WALKERTON DASHBOARD¹⁹

PERCENTAGE OF BAIL CASES BY DAYS FROM FIRST BAIL APPEARANCE TO BAIL DISPOSITION

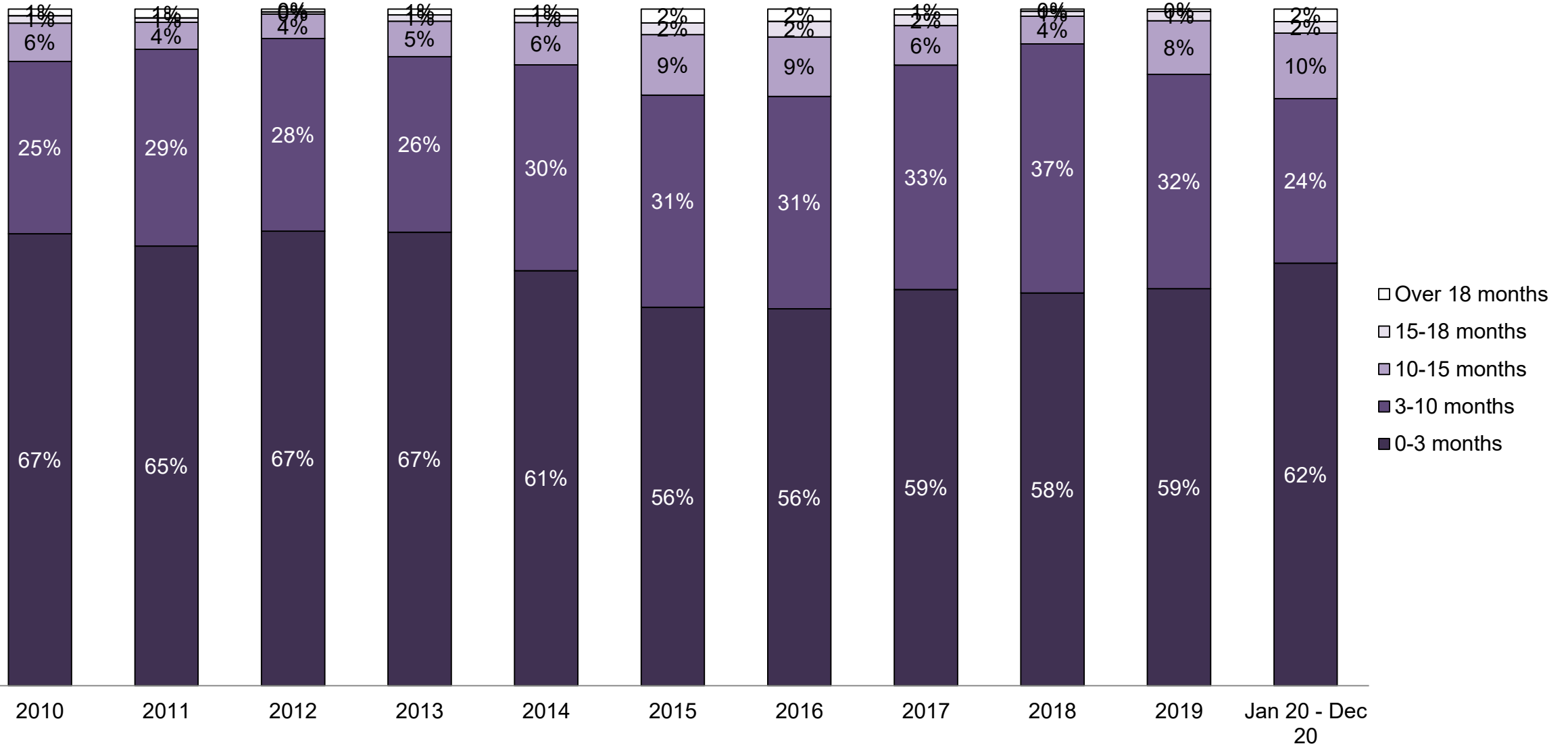


PERCENTAGE OF BAIL CASES BY NUMBER OF APPEARANCES FROM FIRST BAIL APPEARANCE TO BAIL DISPOSITION

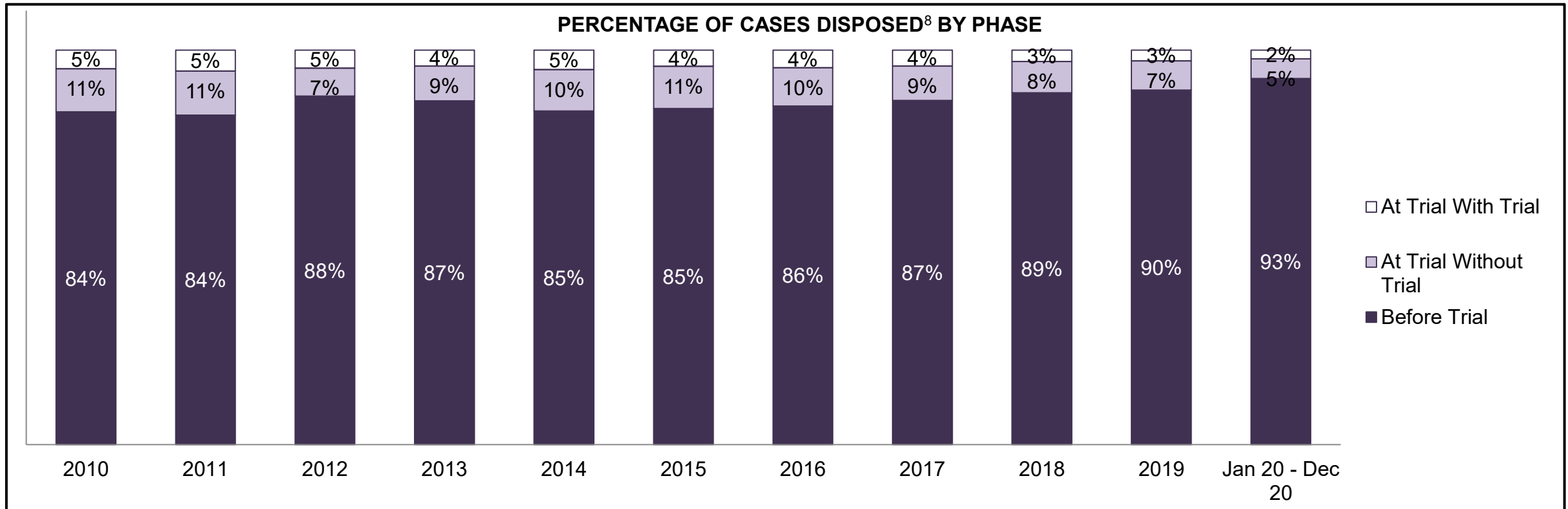


**ONTARIO COURT OF JUSTICE CRIMINAL MODERNIZATION COMMITTEE
WALKERTON DASHBOARD¹⁹**

PERCENTAGE OF DISPOSED CASES⁸ BY MONTHS TO DISPOSITION¹⁰



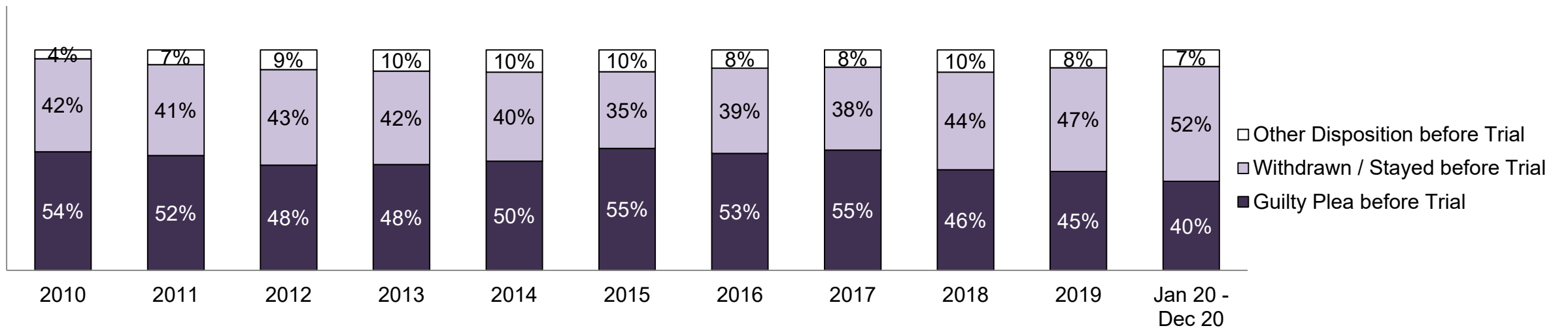
**ONTARIO COURT OF JUSTICE CRIMINAL MODERNIZATION COMMITTEE
WALKERTON DASHBOARD¹⁹**



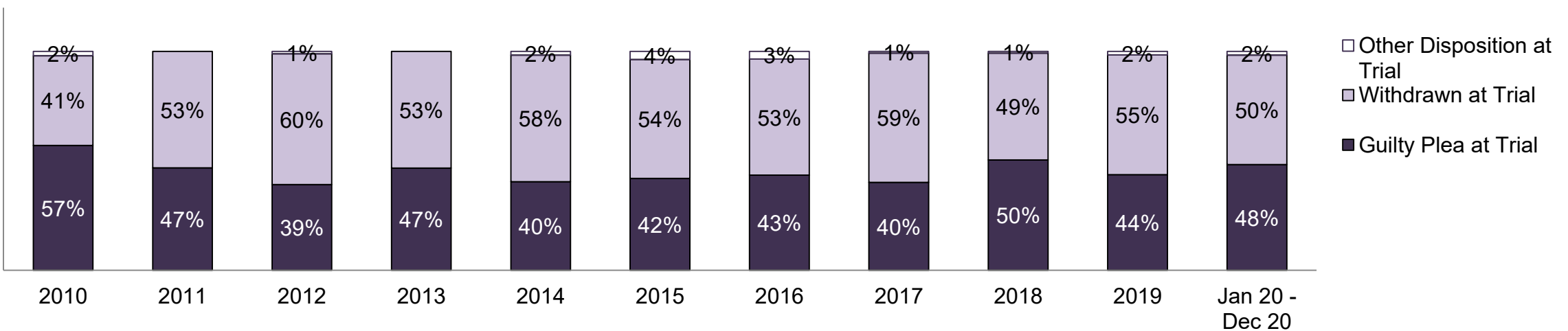
| Cases Disposed⁸ by Phase and Percentage of In-Custody¹¹, Out-of-Custody¹² Cases at Case Disposition | | | | | | | | | | | |
|---|-------------|-------------|-------------|-------------|-------------|-------------|-------------|-------------|-------------|-------------|------------------------|
| Phases | 2010 | 2011 | 2012 | 2013 | 2014 | 2015 | 2016 | 2017 | 2018 | 2019 | Jan 20 - Dec 20 |
| At Trial With Trial | 67 | 74 | 62 | 48 | 57 | 53 | 66 | 63 | 46 | 47 | 27 |
| In-Custody | 15% | 8% | 6% | 10% | 16% | 11% | 17% | 14% | 15% | 23% | 22% |
| Out-of-Custody | 85% | 92% | 94% | 90% | 84% | 89% | 83% | 86% | 85% | 77% | 78% |
| At Trial Without Trial | 156 | 156 | 97 | 105 | 121 | 138 | 145 | 137 | 125 | 126 | 60 |
| In-Custody | 10% | 12% | 9% | 19% | 20% | 23% | 23% | 30% | 18% | 19% | 17% |
| Out-of-Custody | 90% | 88% | 91% | 81% | 80% | 77% | 77% | 70% | 82% | 81% | 83% |
| Before Trial | 1,201 | 1,166 | 1,205 | 1,039 | 975 | 1,102 | 1,276 | 1,369 | 1,414 | 1,538 | 1,125 |
| In-Custody | 19% | 14% | 18% | 17% | 18% | 25% | 22% | 21% | 14% | 19% | 21% |
| Out-of-Custody | 81% | 86% | 82% | 83% | 82% | 75% | 78% | 79% | 86% | 81% | 79% |

ONTARIO COURT OF JUSTICE CRIMINAL MODERNIZATION COMMITTEE WALKERTON DASHBOARD¹⁹

PERCENTAGE OF CASES DISPOSED⁸ BEFORE TRIAL BY OUTCOME

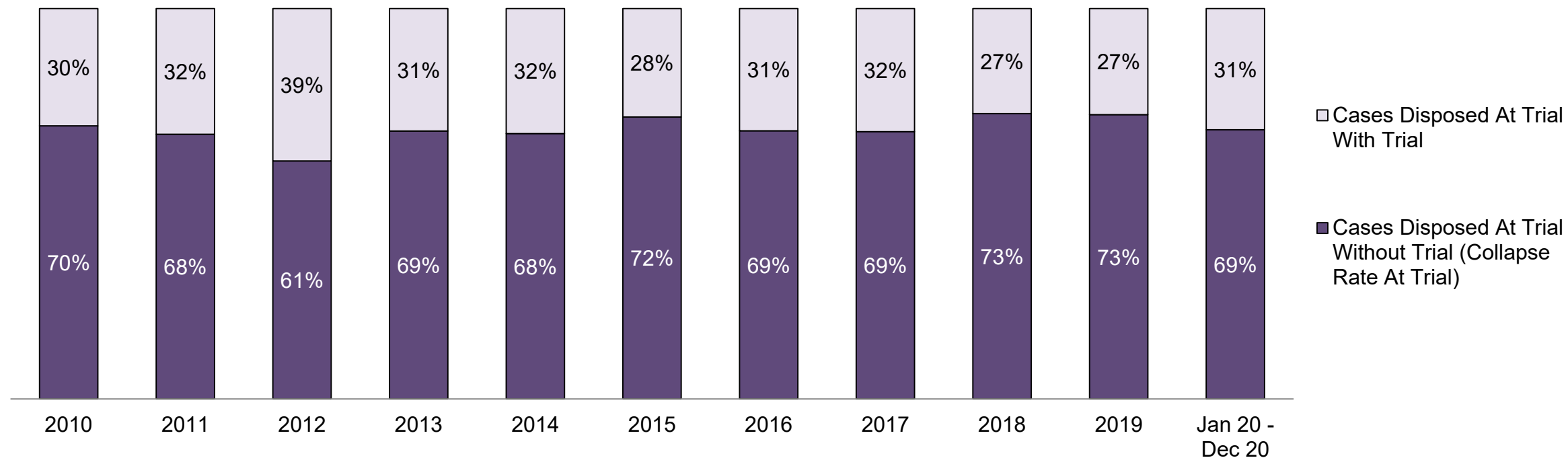


PERCENTAGE OF CASES DISPOSED⁸ AT TRIAL WITHOUT TRIAL (CASES COLLAPSED AT TRIAL) BY OUTCOME



ONTARIO COURT OF JUSTICE CRIMINAL MODERNIZATION COMMITTEE WALKERTON DASHBOARD¹⁹

PERCENTAGE OF CASES DISPOSED⁸ BY PHASE FOR CASES SET FOR TRIAL¹³

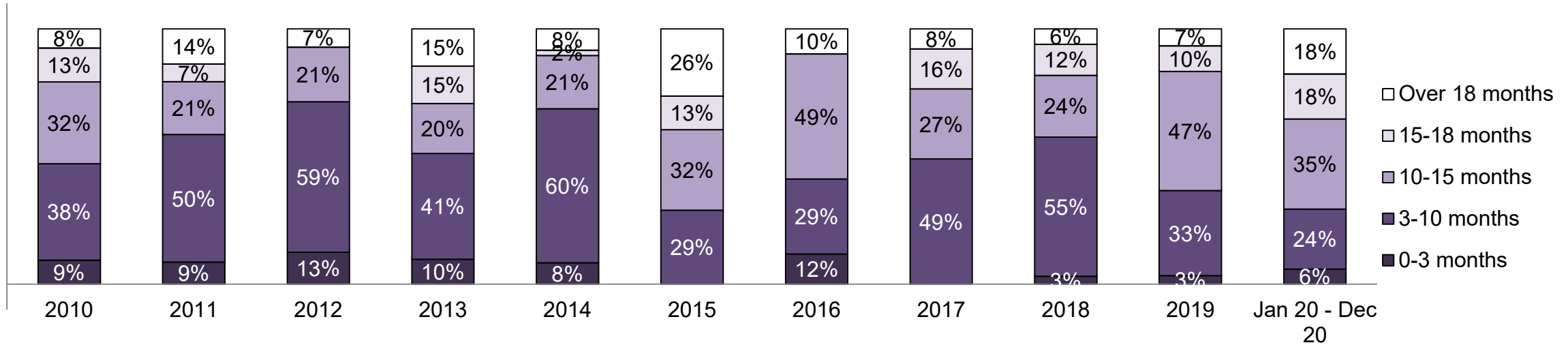


Percentage of Cases Disposed⁸ At Trial Without Trial (Collapse Rate At Trial²) by Offence Group At Disposition

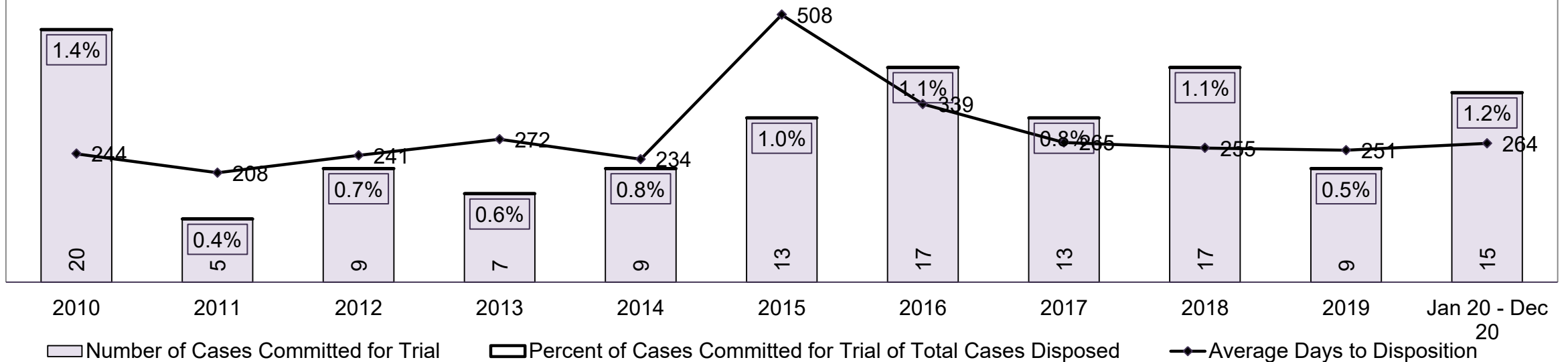
| Offence Group at Disposition ¹⁴ | 2010 | 2011 | 2012 | 2013 | 2014 | 2015 | 2016 | 2017 | 2018 | 2019 | Jan 20 - Dec 20 |
|--|-------------|-------------|-------------|-------------|-------------|-------------|-------------|-------------|-------------|-------------|-----------------|
| Crimes Against The Person | 36% | 35% | 41% | 36% | 31% | 29% | 33% | 38% | 36% | 44% | 33% |
| Crimes Against Property | 16% | 10% | 13% | 20% | 16% | 15% | 19% | 8% | 13% | 8% | 5% |
| Administration of Justice | 12% | 16% | 13% | 15% | 15% | 17% | 13% | 15% | 19% | 16% | 21% |
| Other Criminal Code | 3% | 8% | 1% | 3% | 5% | 4% | 9% | 10% | 8% | 7% | 9% |
| Criminal Code Traffic | 29% | 18% | 25% | 20% | 18% | 16% | 12% | 14% | 14% | 14% | 16% |
| Federal Statute | 5% | 12% | 8% | 7% | 15% | 18% | 15% | 17% | 10% | 12% | 16% |
| Total | 100% | 100% | 100% | 100% | 100% | 100% | 100% | 100% | 100% | 100% | 100% |

ONTARIO COURT OF JUSTICE CRIMINAL MODERNIZATION COMMITTEE WALKERTON DASHBOARD¹⁹

PERCENTAGE OF CASES DISPOSED⁸ AT TRIAL WITH TRIAL BY MONTHS TO DISPOSITION¹⁰



NUMBER, PERCENTAGE, & AVERAGE DAYS TO DISPOSITION¹⁵ OF CASES COMMITTED FOR TRIAL¹⁶ OF TOTAL CASES DISPOSED⁸



**ONTARIO COURT OF JUSTICE CRIMINAL MODERNIZATION COMMITTEE
WALKERTON DASHBOARD¹⁹
CASES PENDING AS OF DECEMBER 31, 2020**

PERCENTAGE OF PENDING CASES³ BY PENDING AGE⁶




Pending Cases³ by Pending Age⁶ and Percentage of Pending Cases In-Custody¹⁷ and Out-of-Custody¹⁸

| Court Location | Over 18 months | 15-18 months | 10-15 months | 8-10 months | 0-8 months | Total |
|------------------|----------------|--------------|--------------|-------------|------------|--------------|
| WALKERTON | 70 | 21 | 92 | 83 | 1,218 | 1,484 |
| In-Custody | ■ 11% | ■ 10% | ■ 9% | ■ 11% | □ 9% | 9% |
| Out-of-Custody | ■ 89% | ■ 90% | ■ 91% | ■ 89% | □ 91% | 91% |

PENDING CASES³ BY PHASE: 15-18 MONTHS⁶



PENDING CASES³ BY PHASE: OVER 18 MONTHS⁶



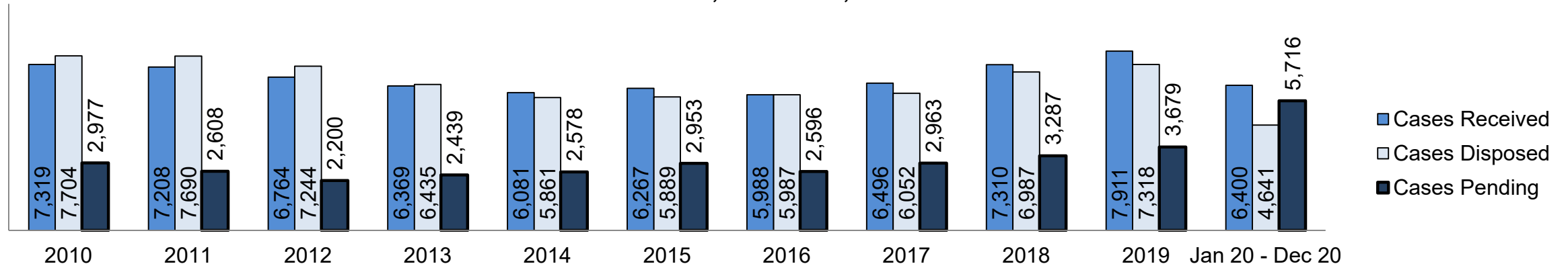
**ONTARIO COURT OF JUSTICE CRIMINAL MODERNIZATION COMMITTEE
WINDSOR DASHBOARD¹⁹**

| Key Metric | | Jan 20 - Dec 20 | | 2014 Baseline Median* | Change from 2014 Baseline Median | |
|------------------------------------|---|-------------------------------------|--------------------|-----------------------|----------------------------------|--------|
| | | Percent | Cases ¹ | | | |
| Bail | Disposed cases that began in the Bail Phase | | 51.4% | 2,384 | 48.0% | 3.4% |
| | Bail cases with a bail outcome (release order or detention order) | Total | 59.3% | 1,413 | 56.0% | 3.3% |
| | | Bail Disposition with 1 appearance | 69.7% | 985 | 47.7% | 22.0% |
| | | Bail Disposition in 1-3 days | 78.9% | 1,115 | 70.6% | 8.4% |
| | Bail cases with no bail disposition but with a case disposition | Total | 40.7% | 971 | 44.0% | -3.3% |
| | | Case disposition in 1-3 appearances | 18.8% | 183 | 35.1% | -16.3% |
| | | Case disposition in 0-3 months | 74.7% | 725 | 77.2% | -2.6% |
| Case disposition rate before trial | | 94.7% | 920 | 90.7% | 4.1% | |
| Before Trial | Disposition rate (includes bail cases with case dispositions) | | 88.6% | 4,114 | 83.6% | 5.0% |
| | Disposed within 1-3 appearances (net of bench warrant cases) | | 32.6% | 907 | 39.1% | -6.6% |
| | Disposed within 0-3 months (net of bench warrant cases) | | 60.2% | 1,675 | 60.6% | -0.4% |
| Trial | Collapse Rate at Trial ² | | 53.7% | 283 | 71.0% | -17.3% |

| Cases Pending ³ as of December 31, 2020 | | Percent | Cases ¹ | Cases in the Pre-Trial Phase ⁴ | Cases in the Trial Phase ⁵ (including preliminary hearing) |
|--|----------------|---------------|--------------------|---|---|
| Age of All Pending Cases⁶ | 0-8 months | 71.6% | 4,094 | 4,069 | 25 |
| | 8-10 months | 7.4% | 425 | 397 | 28 |
| | 10-15 months | 9.2% | 527 | 411 | 116 |
| | 15-18 months | 3.5% | 198 | 123 | 75 |
| | Over 18 months | 8.3% | 472 | 164 | 308 |
| Total | | 100.0% | 5,716 | 5,164 | 552 |

ONTARIO COURT OF JUSTICE CRIMINAL MODERNIZATION COMMITTEE WINDSOR DASHBOARD¹⁹

CASES RECEIVED⁷, DISPOSED⁸, AND PENDING³



Cases Received⁷ by Offence Group

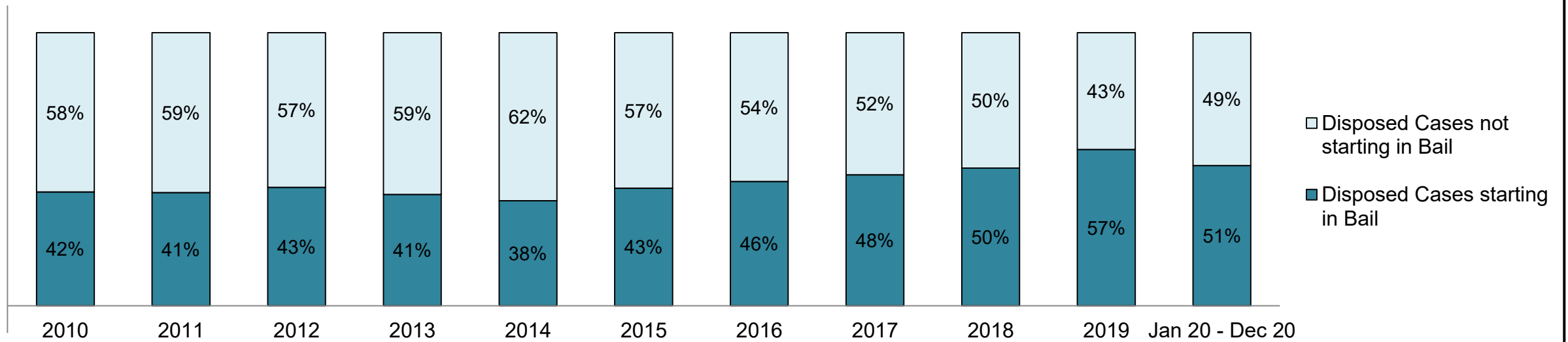
| Offence Group ⁹ | 2010 | 2011 | 2012 | 2013 | 2014 | 2015 | 2016 | 2017 | 2018 | 2019 | Jan 20 - Dec 20 |
|----------------------------|-------|-------|-------|-------|-------|-------|-------|-------|-------|-------|-----------------|
| Crimes Against The Person | 1,846 | 1,785 | 1,789 | 1,533 | 1,550 | 1,510 | 1,428 | 1,623 | 1,944 | 2,023 | 2,104 |
| Crimes Against Property | 1,636 | 1,481 | 1,562 | 1,512 | 1,445 | 1,461 | 1,311 | 1,442 | 1,648 | 1,855 | 1,458 |
| Administration of Justice | 2,157 | 2,278 | 2,116 | 1,936 | 1,919 | 2,028 | 2,140 | 2,433 | 2,647 | 2,845 | 1,683 |
| Other Criminal Code | 495 | 469 | 403 | 383 | 234 | 299 | 297 | 243 | 344 | 426 | 315 |
| Criminal Code Traffic | 424 | 407 | 319 | 422 | 393 | 405 | 376 | 376 | 375 | 442 | 510 |
| Federal Statute | 761 | 788 | 575 | 583 | 540 | 564 | 436 | 379 | 352 | 320 | 330 |

Cases Pending³ by Offence Group

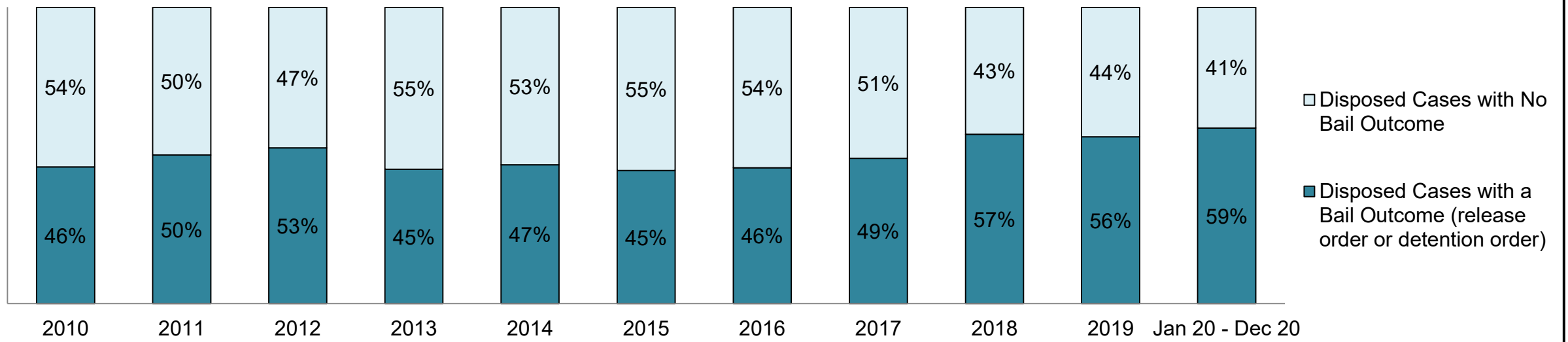
| Offence Group ⁹ | 2010 | 2011 | 2012 | 2013 | 2014 | 2015 | 2016 | 2017 | 2018 | 2019 | Jan 20 - Dec 20 |
|----------------------------|------|------|------|------|------|------|------|------|-------|-------|-----------------|
| Crimes Against The Person | 984 | 837 | 748 | 773 | 890 | 941 | 839 | 985 | 1,149 | 1,272 | 2,053 |
| Crimes Against Property | 539 | 491 | 398 | 497 | 498 | 580 | 471 | 635 | 750 | 826 | 1,264 |
| Administration of Justice | 464 | 448 | 387 | 444 | 460 | 582 | 539 | 687 | 778 | 833 | 1,246 |
| Other Criminal Code | 224 | 164 | 173 | 156 | 143 | 160 | 189 | 142 | 173 | 211 | 315 |
| Criminal Code Traffic | 269 | 219 | 167 | 223 | 236 | 287 | 247 | 243 | 236 | 273 | 505 |
| Federal Statute | 497 | 449 | 327 | 346 | 351 | 403 | 311 | 271 | 201 | 264 | 333 |

**ONTARIO COURT OF JUSTICE CRIMINAL MODERNIZATION COMMITTEE
WINDSOR DASHBOARD¹⁹**

PERCENTAGE OF DISPOSED CASES⁸ STARTING IN BAIL

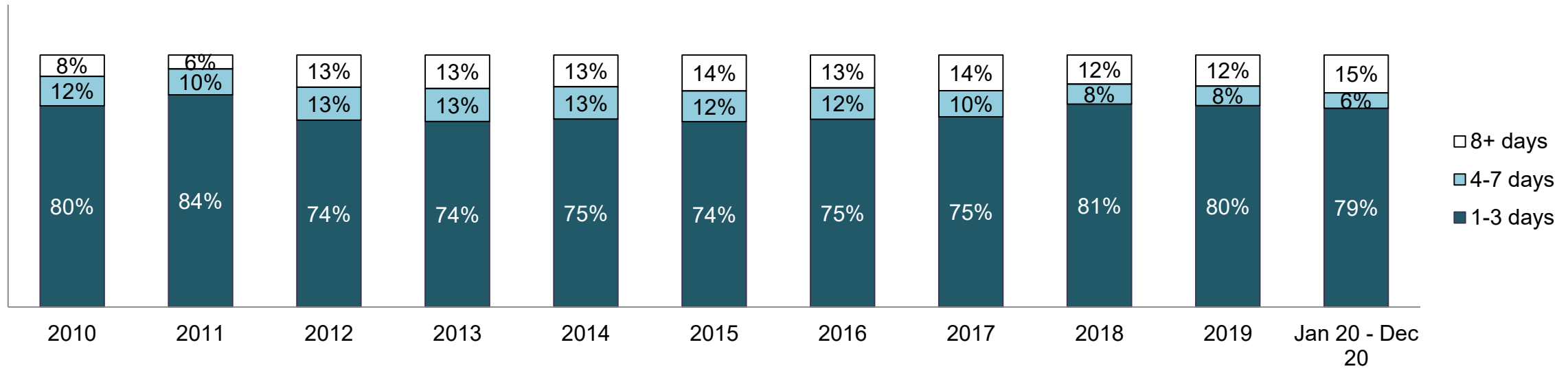


PERCENTAGE OF DISPOSED CASES⁸ STARTING IN BAIL BY BAIL OUTCOME

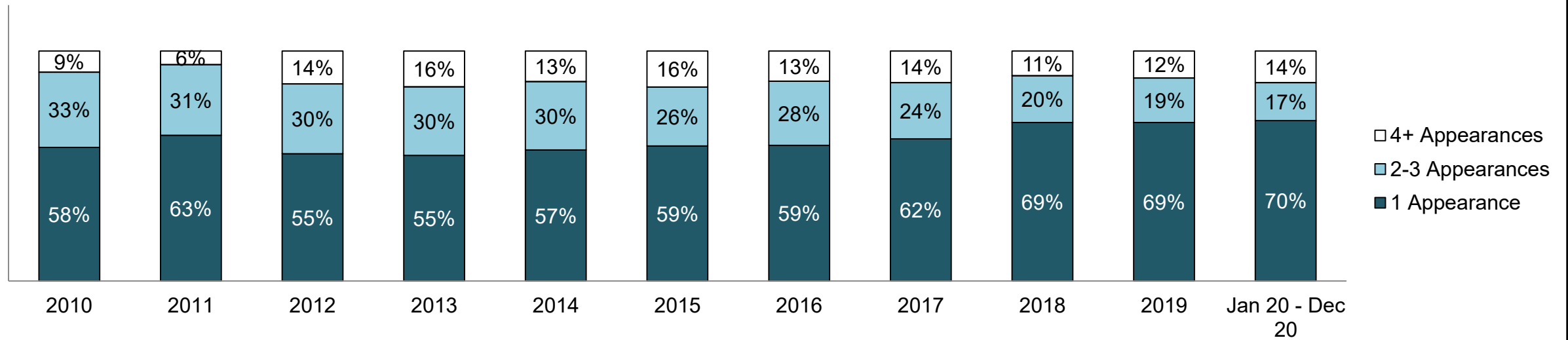


ONTARIO COURT OF JUSTICE CRIMINAL MODERNIZATION COMMITTEE WINDSOR DASHBOARD¹⁹

PERCENTAGE OF BAIL CASES BY DAYS FROM FIRST BAIL APPEARANCE TO BAIL DISPOSITION

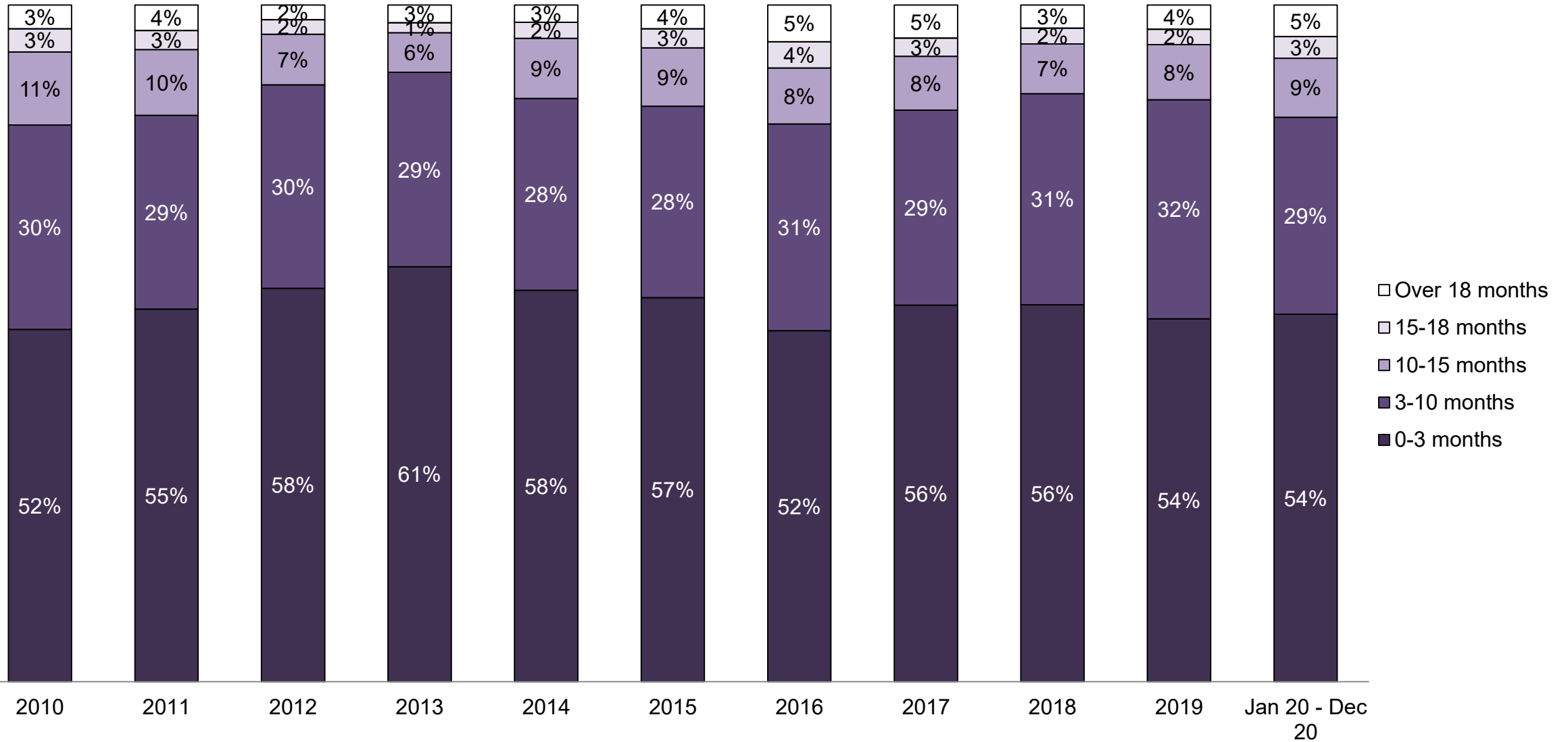


PERCENTAGE OF BAIL CASES BY NUMBER OF APPEARANCES FROM FIRST BAIL APPEARANCE TO BAIL DISPOSITION



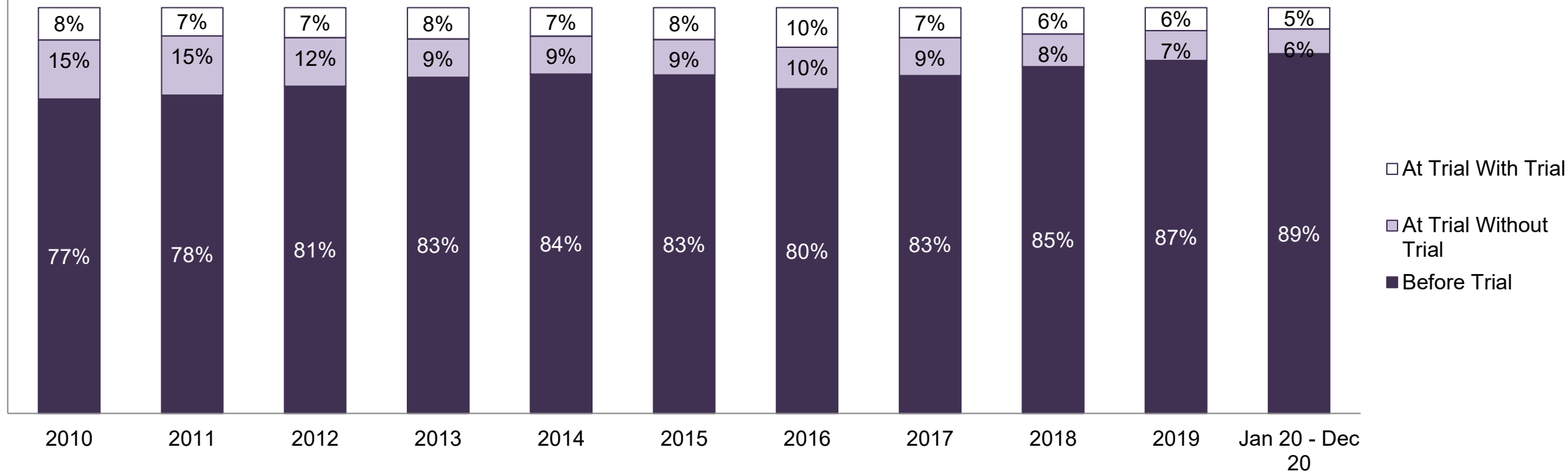
ONTARIO COURT OF JUSTICE CRIMINAL MODERNIZATION COMMITTEE WINDSOR DASHBOARD¹⁹

PERCENTAGE OF DISPOSED CASES⁸ BY MONTHS TO DISPOSITION¹⁰



ONTARIO COURT OF JUSTICE CRIMINAL MODERNIZATION COMMITTEE WINDSOR DASHBOARD¹⁹

PERCENTAGE OF CASES DISPOSED⁸ BY PHASE

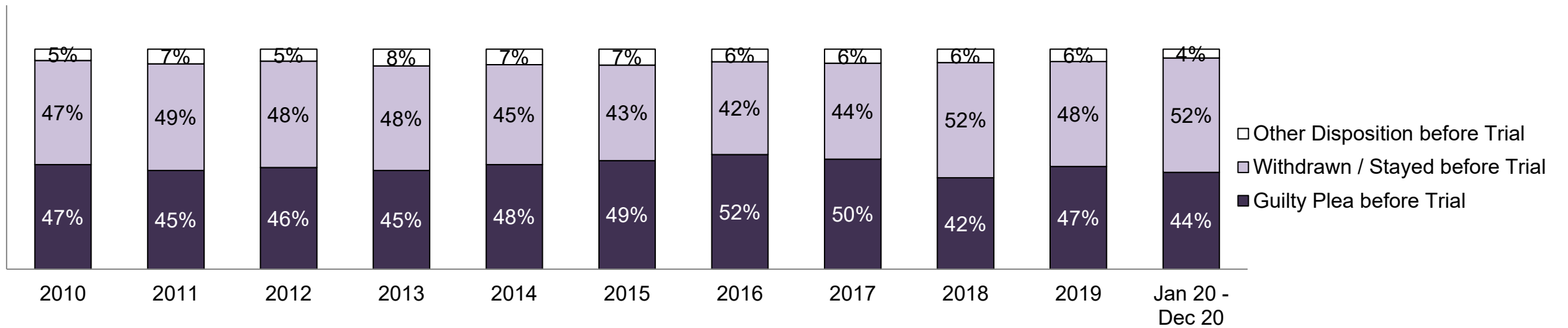


Cases Disposed⁸ by Phase and Percentage of In-Custody¹¹, Out-of-Custody¹² Cases at Case Disposition

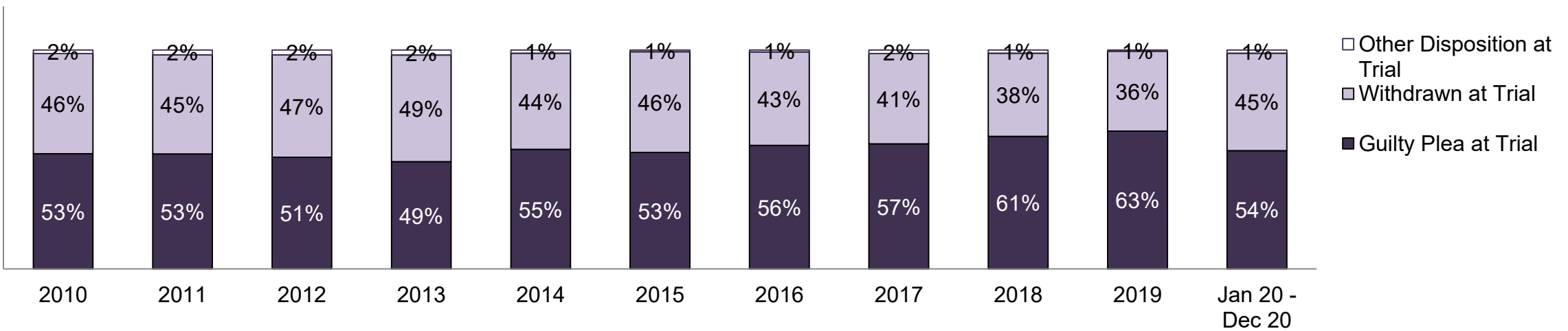
| Phases | 2010 | 2011 | 2012 | 2013 | 2014 | 2015 | 2016 | 2017 | 2018 | 2019 | Jan 20 - Dec 20 |
|-------------------------------|-------|-------|-------|-------|-------|-------|-------|-------|-------|-------|-----------------|
| At Trial With Trial | 613 | 537 | 536 | 495 | 412 | 462 | 585 | 447 | 454 | 415 | 244 |
| In-Custody | 17% | 20% | 13% | 13% | 12% | 13% | 12% | 11% | 15% | 13% | 10% |
| Out-of-Custody | 83% | 80% | 87% | 87% | 88% | 87% | 88% | 89% | 85% | 87% | 90% |
| At Trial Without Trial | 1,122 | 1,120 | 867 | 608 | 549 | 515 | 611 | 565 | 561 | 538 | 283 |
| In-Custody | 11% | 12% | 9% | 9% | 14% | 8% | 11% | 12% | 10% | 12% | 12% |
| Out-of-Custody | 89% | 88% | 91% | 91% | 86% | 92% | 89% | 88% | 90% | 88% | 88% |
| Before Trial | 5,969 | 6,033 | 5,841 | 5,332 | 4,900 | 4,912 | 4,791 | 5,040 | 5,972 | 6,365 | 4,114 |
| In-Custody | 27% | 24% | 25% | 26% | 23% | 27% | 29% | 28% | 24% | 28% | 23% |
| Out-of-Custody | 73% | 76% | 75% | 74% | 77% | 73% | 71% | 72% | 76% | 72% | 77% |

ONTARIO COURT OF JUSTICE CRIMINAL MODERNIZATION COMMITTEE WINDSOR DASHBOARD¹⁹

PERCENTAGE OF CASES DISPOSED⁸ BEFORE TRIAL BY OUTCOME

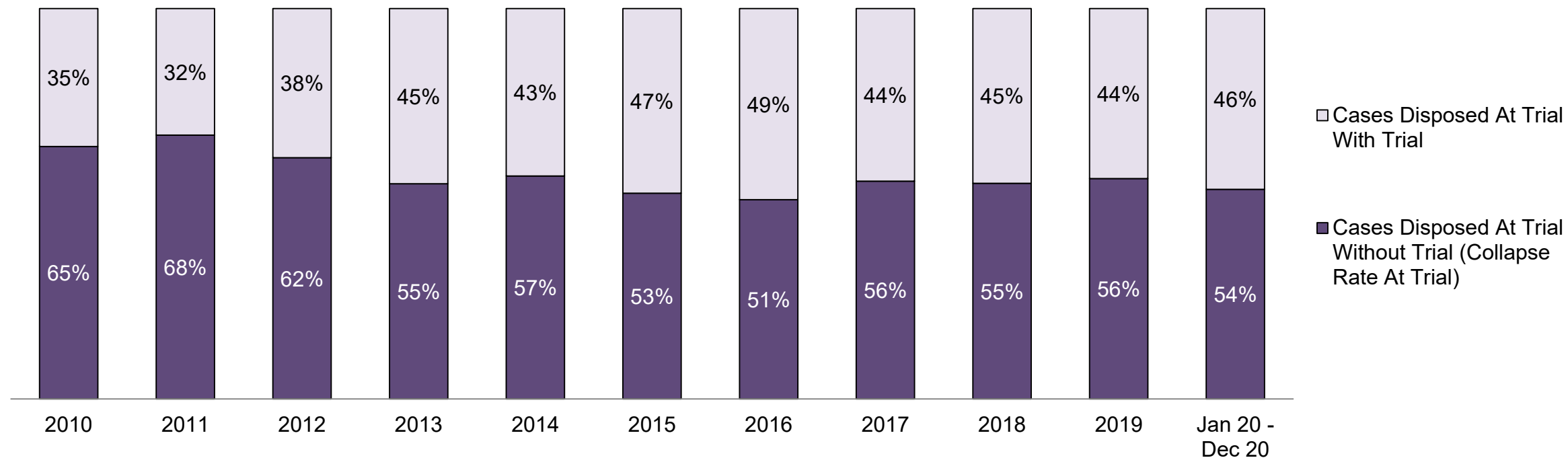


PERCENTAGE OF CASES DISPOSED⁸ AT TRIAL WITHOUT TRIAL (CASES COLLAPSED AT TRIAL) BY OUTCOME



ONTARIO COURT OF JUSTICE CRIMINAL MODERNIZATION COMMITTEE WINDSOR DASHBOARD¹⁹

PERCENTAGE OF CASES DISPOSED⁸ BY PHASE FOR CASES SET FOR TRIAL¹³

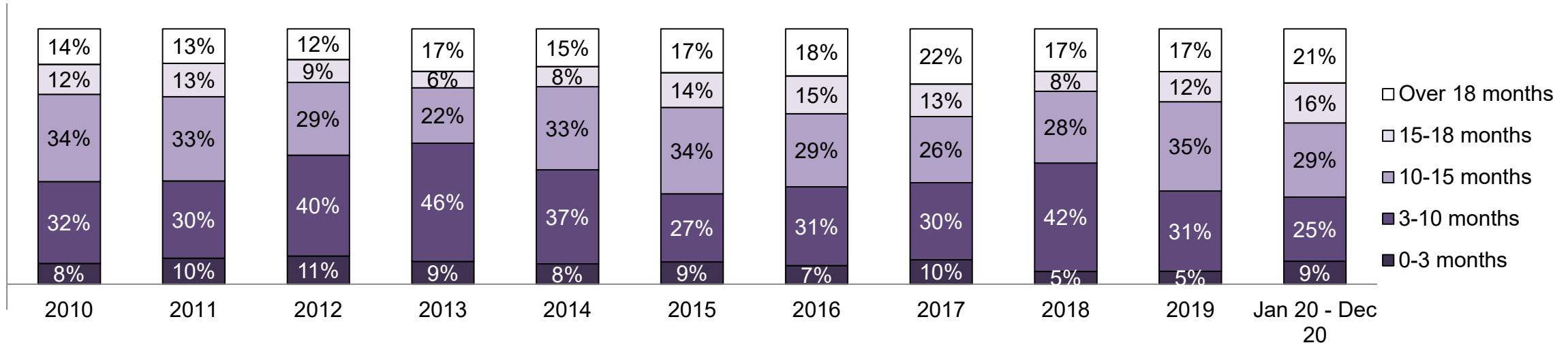


Percentage of Cases Disposed⁸ At Trial Without Trial (Collapse Rate At Trial²) by Offence Group At Disposition

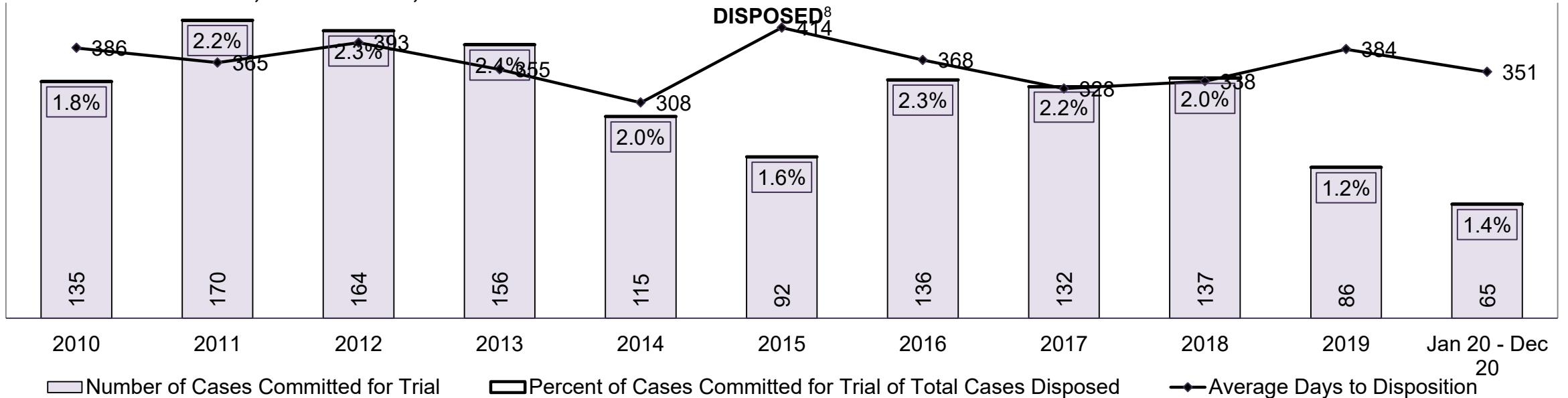
| Offence Group at Disposition ¹⁴ | 2010 | 2011 | 2012 | 2013 | 2014 | 2015 | 2016 | 2017 | 2018 | 2019 | Jan 20 - Dec 20 |
|--|-------------|-------------|-------------|-------------|-------------|-------------|-------------|-------------|-------------|-------------|-----------------|
| Crimes Against The Person | 47% | 41% | 46% | 47% | 50% | 49% | 49% | 46% | 53% | 56% | 57% |
| Crimes Against Property | 12% | 12% | 11% | 10% | 12% | 12% | 12% | 10% | 10% | 12% | 11% |
| Administration of Justice | 15% | 15% | 12% | 13% | 12% | 14% | 14% | 15% | 11% | 14% | 11% |
| Other Criminal Code | 5% | 7% | 5% | 6% | 5% | 5% | 6% | 8% | 5% | 4% | 6% |
| Criminal Code Traffic | 11% | 9% | 9% | 9% | 8% | 10% | 8% | 8% | 9% | 8% | 7% |
| Federal Statute | 11% | 16% | 16% | 15% | 12% | 10% | 11% | 12% | 11% | 7% | 8% |
| Total | 100% | 100% | 100% | 100% | 100% | 100% | 100% | 100% | 100% | 100% | 100% |

ONTARIO COURT OF JUSTICE CRIMINAL MODERNIZATION COMMITTEE WINDSOR DASHBOARD¹⁹

PERCENTAGE OF CASES DISPOSED⁸ AT TRIAL WITH TRIAL BY MONTHS TO DISPOSITION¹⁰

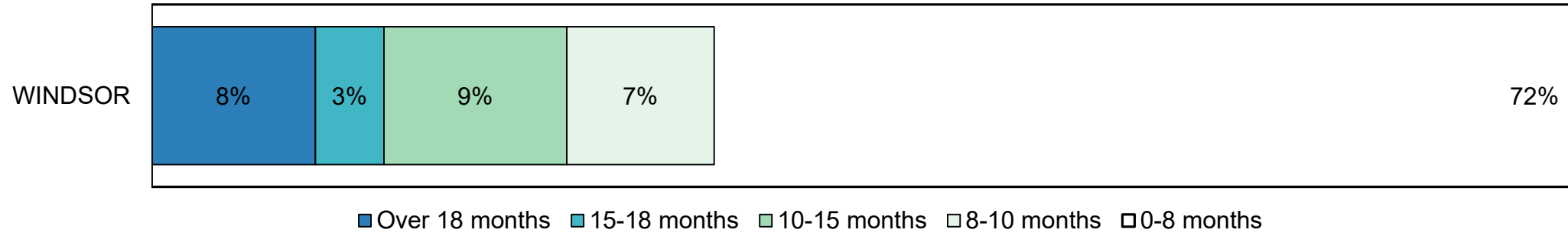


NUMBER, PERCENTAGE, & AVERAGE DAYS TO DISPOSITION¹⁵ OF CASES COMMITTED FOR TRIAL¹⁶ OF TOTAL CASES



**ONTARIO COURT OF JUSTICE CRIMINAL MODERNIZATION COMMITTEE
WINDSOR DASHBOARD¹⁹
CASES PENDING AS OF DECEMBER 31, 2020**


PERCENTAGE OF PENDING CASES³ BY PENDING AGE⁶



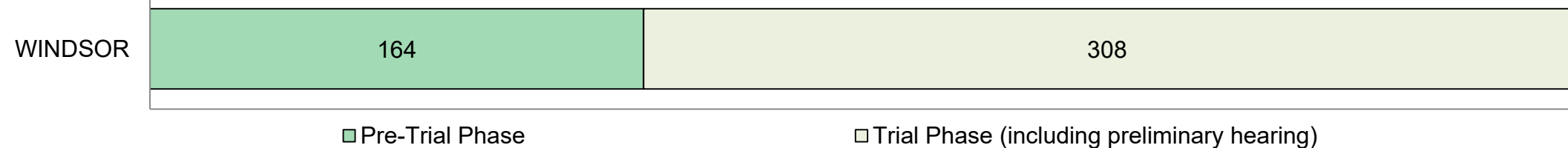
Pending Cases³ by Pending Age⁶ and Percentage of Pending Cases In-Custody¹⁷ and Out-of-Custody¹⁸

| Court Location | Over 18 months | 15-18 months | 10-15 months | 8-10 months | 0-8 months | Total |
|----------------|----------------|--------------|--------------|-------------|------------|--------------|
| WINDSOR | 472 | 198 | 527 | 425 | 4,094 | 5,716 |
| In-Custody | 10% | 9% | 12% | 9% | 11% | 11% |
| Out-of-Custody | 90% | 91% | 88% | 91% | 89% | 89% |

PENDING CASES³ BY PHASE: 15-18 MONTHS⁶



PENDING CASES³ BY PHASE: OVER 18 MONTHS⁶



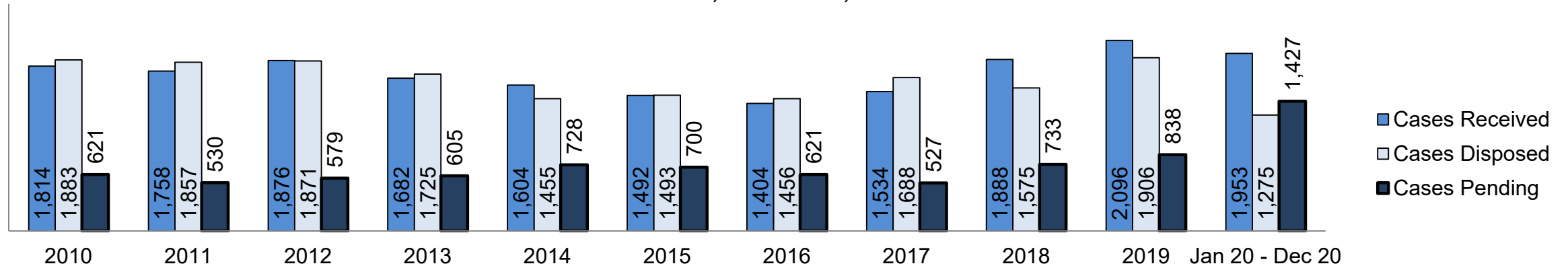
**ONTARIO COURT OF JUSTICE CRIMINAL MODERNIZATION COMMITTEE
WOODSTOCK DASHBOARD¹⁹**

| Key Metric | | Jan 20 - Dec 20 | | 2014 Baseline Median* | Change from 2014 Baseline Median | |
|--------------|---|-------------------------------------|--------------------|-----------------------|----------------------------------|--------|
| | | Percent | Cases ¹ | | | |
| Bail | Disposed cases that began in the Bail Phase | | 34.9% | 445 | 33.5% | 1.4% |
| | Bail cases with a bail outcome (release order or detention order) | Total | 57.5% | 256 | 50.7% | 6.8% |
| | | Bail Disposition with 1 appearance | 54.7% | 140 | 52.9% | 1.8% |
| | | Bail Disposition in 1-3 days | 65.2% | 167 | 73.8% | -8.5% |
| | Bail cases with no bail disposition but with a case disposition | Total | 42.5% | 189 | 49.3% | -6.8% |
| | | Case disposition in 1-3 appearances | 25.4% | 48 | 33.4% | -8.0% |
| | | Case disposition in 0-3 months | 76.7% | 145 | 77.3% | -0.6% |
| | | Case disposition rate before trial | 97.4% | 184 | 91.8% | 5.5% |
| Before Trial | Disposition rate (includes bail cases with case dispositions) | | 95.8% | 1,222 | 85.7% | 10.2% |
| | Disposed within 1-3 appearances (net of bench warrant cases) | | 36.9% | 250 | 47.2% | -10.3% |
| | Disposed within 0-3 months (net of bench warrant cases) | | 64.5% | 437 | 62.6% | 2.0% |
| Trial | Collapse Rate at Trial ² | | 49.1% | 26 | 66.9% | -17.8% |

| Cases Pending ³ as of December 31, 2020 | | Percent | Cases ¹ | Cases in the Pre-Trial Phase ⁴ | Cases in the Trial Phase ⁵ (including preliminary hearing) |
|--|----------------|---------------|--------------------|---|---|
| Age of All Pending Cases ⁶ | 0-8 months | 80.4% | 1,148 | 1,144 | 4 |
| | 8-10 months | 6.4% | 91 | 89 | 2 |
| | 10-15 months | 7.6% | 109 | 98 | 11 |
| | 15-18 months | 2.7% | 39 | 38 | 1 |
| | Over 18 months | 2.8% | 40 | 27 | 13 |
| Total | | 100.0% | 1,427 | 1,396 | 31 |

ONTARIO COURT OF JUSTICE CRIMINAL MODERNIZATION COMMITTEE WOODSTOCK DASHBOARD¹⁹

CASES RECEIVED⁷, DISPOSED⁸, AND PENDING³



Cases Received⁷ by Offence Group

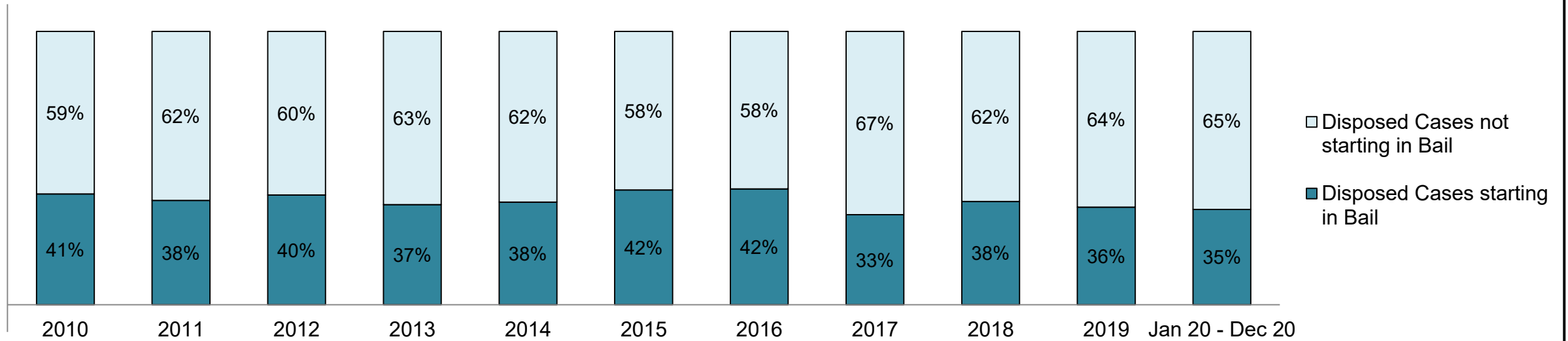
| Offence Group ⁹ | 2010 | 2011 | 2012 | 2013 | 2014 | 2015 | 2016 | 2017 | 2018 | 2019 | Jan 20 - Dec 20 |
|----------------------------|------|------|------|------|------|------|------|------|------|------|-----------------|
| Crimes Against The Person | 463 | 486 | 452 | 484 | 403 | 342 | 320 | 336 | 425 | 421 | 431 |
| Crimes Against Property | 422 | 440 | 468 | 319 | 346 | 325 | 285 | 366 | 491 | 518 | 486 |
| Administration of Justice | 436 | 361 | 408 | 418 | 437 | 452 | 452 | 481 | 555 | 760 | 541 |
| Other Criminal Code | 77 | 59 | 68 | 61 | 75 | 76 | 63 | 76 | 75 | 81 | 135 |
| Criminal Code Traffic | 131 | 108 | 162 | 150 | 135 | 125 | 128 | 148 | 138 | 170 | 170 |
| Federal Statute | 285 | 304 | 318 | 250 | 208 | 172 | 156 | 127 | 204 | 146 | 190 |

Cases Pending³ by Offence Group

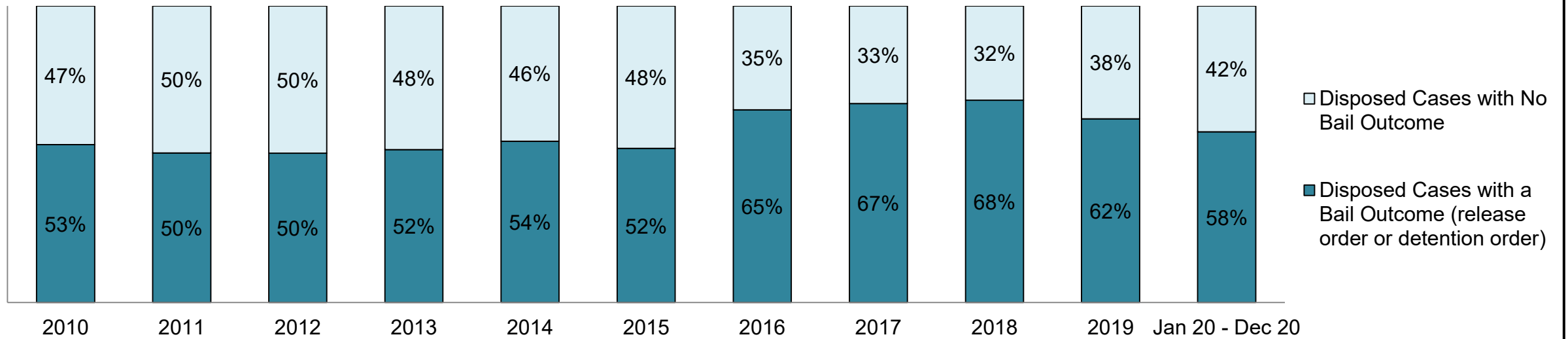
| Offence Group ⁹ | 2010 | 2011 | 2012 | 2013 | 2014 | 2015 | 2016 | 2017 | 2018 | 2019 | Jan 20 - Dec 20 |
|----------------------------|------|------|------|------|------|------|------|------|------|------|-----------------|
| Crimes Against The Person | 193 | 190 | 176 | 214 | 239 | 215 | 148 | 146 | 201 | 225 | 341 |
| Crimes Against Property | 147 | 101 | 143 | 119 | 148 | 141 | 132 | 128 | 198 | 214 | 351 |
| Administration of Justice | 90 | 58 | 72 | 79 | 112 | 138 | 137 | 123 | 163 | 237 | 348 |
| Other Criminal Code | 26 | 16 | 15 | 34 | 49 | 41 | 30 | 19 | 38 | 28 | 94 |
| Criminal Code Traffic | 38 | 49 | 50 | 64 | 64 | 66 | 65 | 48 | 44 | 65 | 147 |
| Federal Statute | 127 | 116 | 123 | 95 | 116 | 99 | 109 | 63 | 89 | 69 | 146 |

**ONTARIO COURT OF JUSTICE CRIMINAL MODERNIZATION COMMITTEE
WOODSTOCK DASHBOARD¹⁹**

PERCENTAGE OF DISPOSED CASES⁸ STARTING IN BAIL

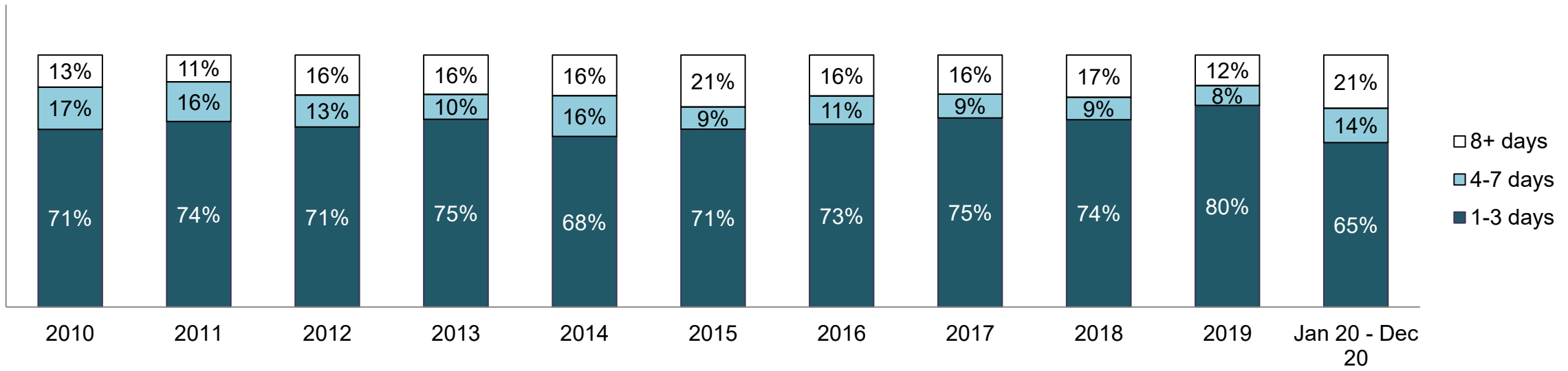


PERCENTAGE OF DISPOSED CASES⁸ STARTING IN BAIL BY BAIL OUTCOME

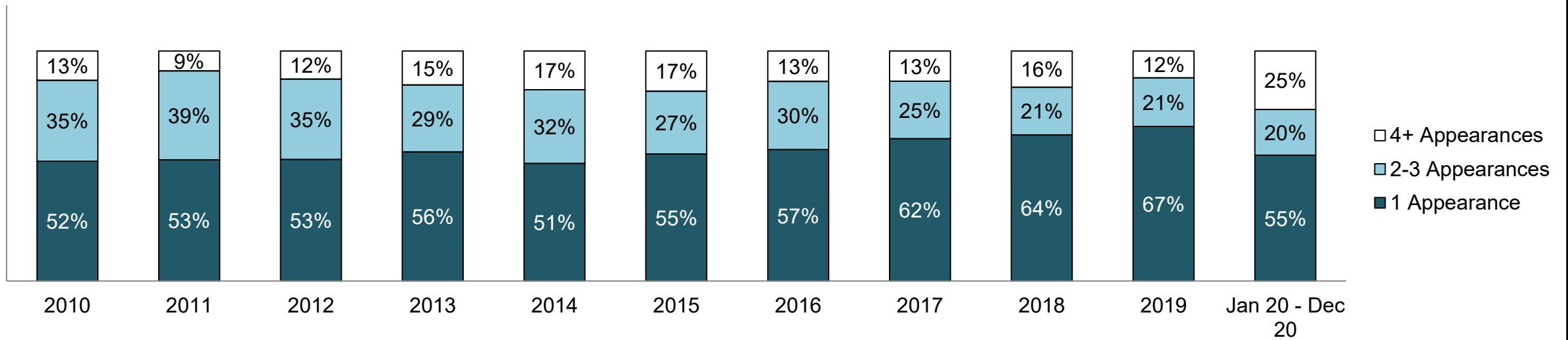


ONTARIO COURT OF JUSTICE CRIMINAL MODERNIZATION COMMITTEE WOODSTOCK DASHBOARD¹⁹

PERCENTAGE OF BAIL CASES BY DAYS FROM FIRST BAIL APPEARANCE TO BAIL DISPOSITION

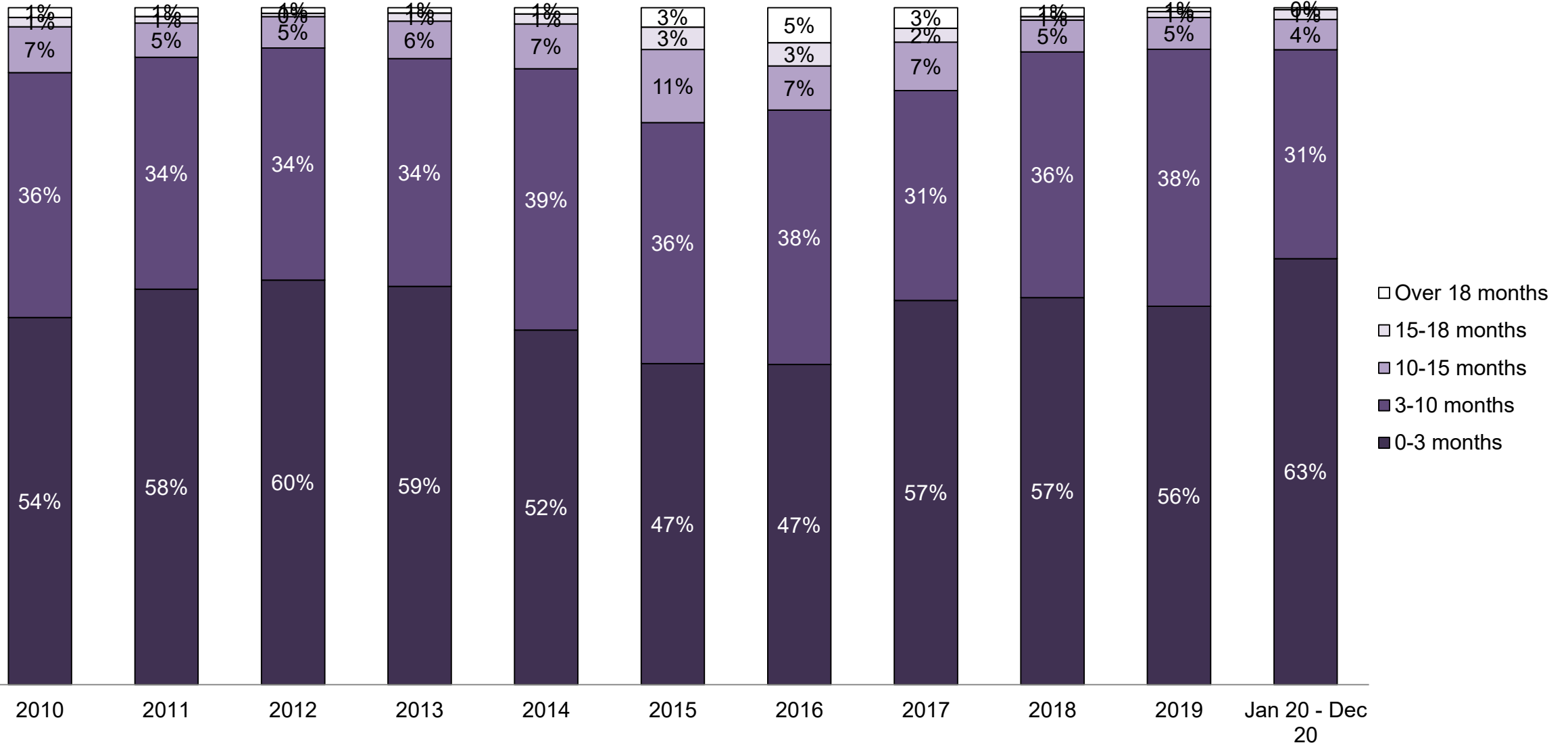


PERCENTAGE OF BAIL CASES BY NUMBER OF APPEARANCES FROM FIRST BAIL APPEARANCE TO BAIL DISPOSITION

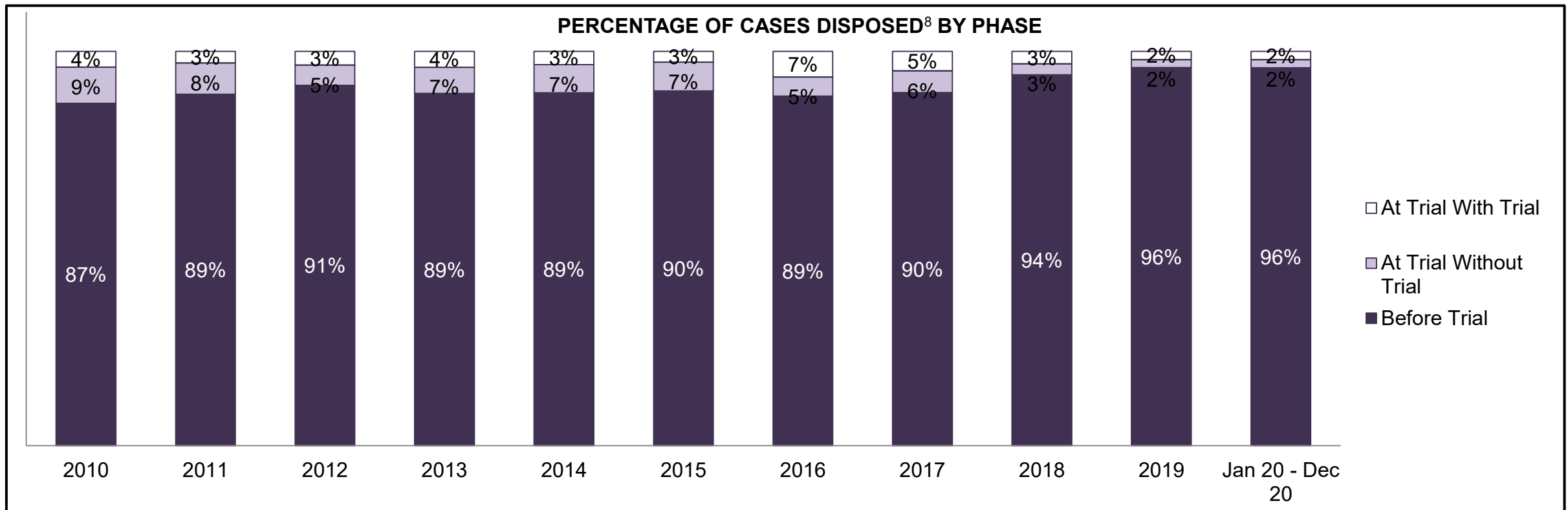


ONTARIO COURT OF JUSTICE CRIMINAL MODERNIZATION COMMITTEE WOODSTOCK DASHBOARD¹⁹

PERCENTAGE OF DISPOSED CASES⁸ BY MONTHS TO DISPOSITION¹⁰



**ONTARIO COURT OF JUSTICE CRIMINAL MODERNIZATION COMMITTEE
WOODSTOCK DASHBOARD¹⁹**

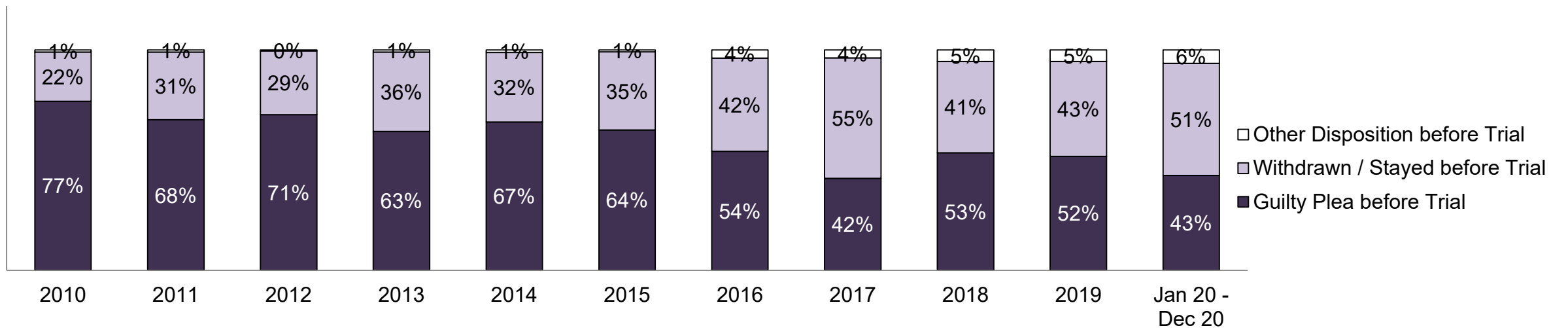


Cases Disposed⁸ by Phase and Percentage of In-Custody¹¹, Out-of-Custody¹² Cases at Case Disposition

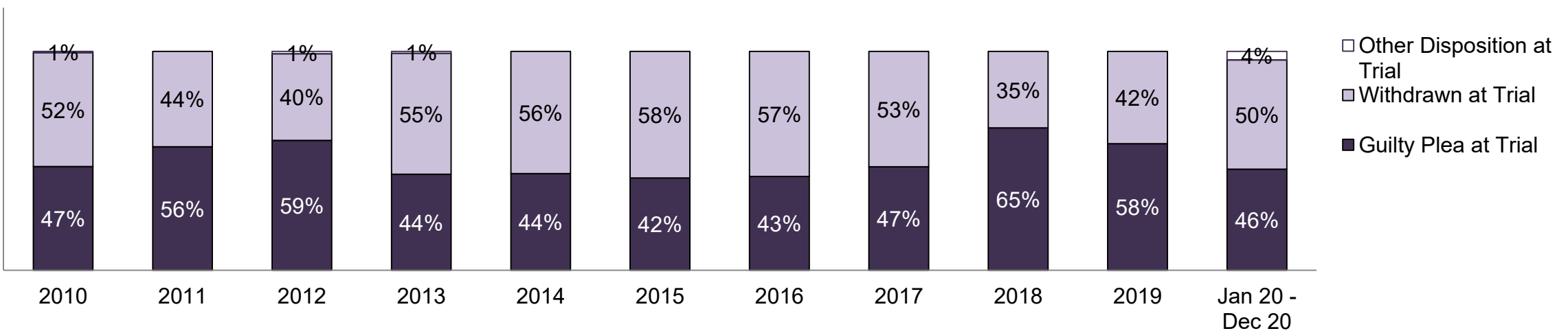
| Phases | 2010 | 2011 | 2012 | 2013 | 2014 | 2015 | 2016 | 2017 | 2018 | 2019 | Jan 20 - Dec 20 |
|-------------------------------|-------|-------|-------|-------|-------|-------|-------|-------|-------|-------|-----------------|
| At Trial With Trial | 75 | 55 | 65 | 70 | 49 | 41 | 95 | 83 | 50 | 40 | 27 |
| In-Custody | 15% | 4% | 9% | 10% | 18% | 20% | 6% | 11% | 8% | 3% | 11% |
| Out-of-Custody | 85% | 96% | 91% | 90% | 82% | 80% | 94% | 89% | 92% | 98% | 89% |
| At Trial Without Trial | 173 | 147 | 96 | 114 | 104 | 109 | 70 | 93 | 43 | 38 | 26 |
| In-Custody | 13% | 18% | 18% | 19% | 12% | 17% | 4% | 8% | 21% | 21% | 12% |
| Out-of-Custody | 87% | 82% | 82% | 81% | 88% | 83% | 96% | 92% | 79% | 79% | 88% |
| Before Trial | 1,635 | 1,655 | 1,710 | 1,541 | 1,302 | 1,343 | 1,291 | 1,512 | 1,482 | 1,828 | 1,222 |
| In-Custody | 23% | 21% | 23% | 21% | 21% | 22% | 19% | 14% | 15% | 15% | 18% |
| Out-of-Custody | 77% | 79% | 77% | 79% | 79% | 78% | 81% | 86% | 85% | 85% | 82% |

ONTARIO COURT OF JUSTICE CRIMINAL MODERNIZATION COMMITTEE WOODSTOCK DASHBOARD¹⁹

PERCENTAGE OF CASES DISPOSED⁸ BEFORE TRIAL BY OUTCOME

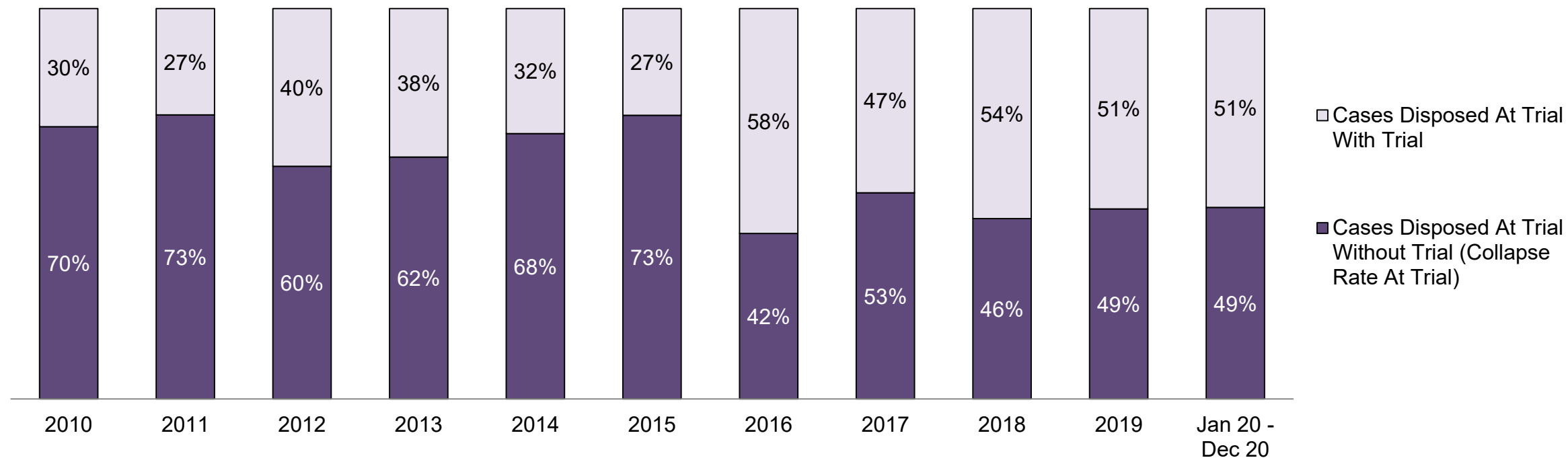


PERCENTAGE OF CASES DISPOSED⁸ AT TRIAL WITHOUT TRIAL (CASES COLLAPSED AT TRIAL) BY OUTCOME



ONTARIO COURT OF JUSTICE CRIMINAL MODERNIZATION COMMITTEE WOODSTOCK DASHBOARD¹⁹

PERCENTAGE OF CASES DISPOSED⁸ BY PHASE FOR CASES SET FOR TRIAL¹³

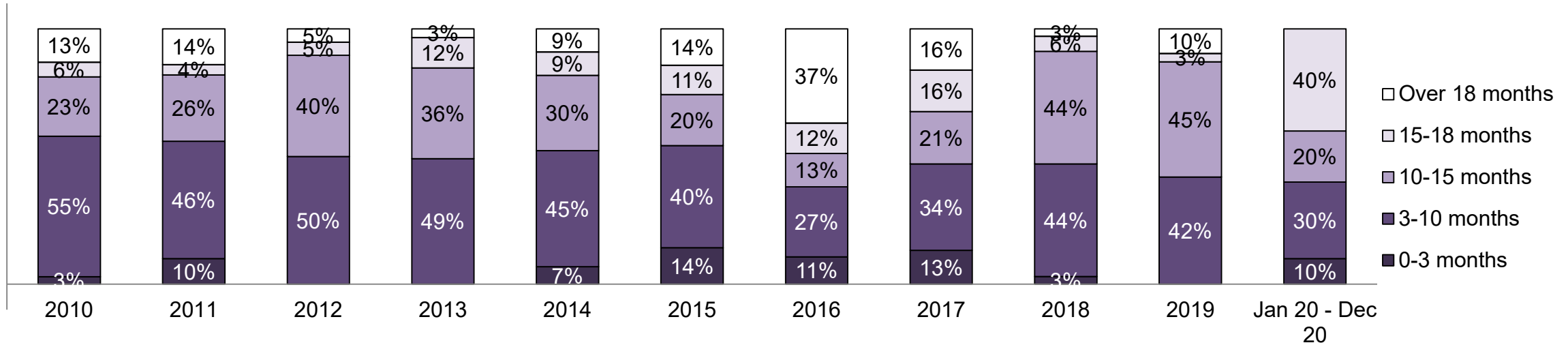


Percentage of Cases Disposed⁸ At Trial Without Trial (Collapse Rate At Trial²) by Offence Group At Disposition

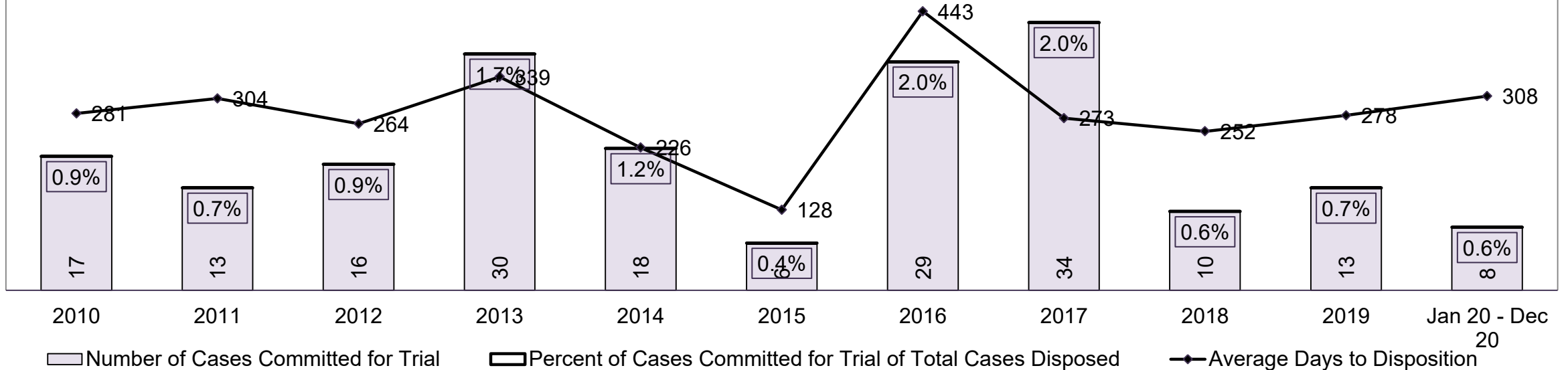
| Offence Group at Disposition ¹⁴ | 2010 | 2011 | 2012 | 2013 | 2014 | 2015 | 2016 | 2017 | 2018 | 2019 | Jan 20 - Dec 20 |
|--|-------------|-------------|-------------|-------------|-------------|-------------|-------------|-------------|-------------|-------------|-----------------|
| Crimes Against The Person | 52% | 48% | 50% | 52% | 50% | 35% | 41% | 26% | 37% | 42% | 45% |
| Crimes Against Property | 10% | 14% | 11% | 13% | 14% | 17% | 15% | 13% | 12% | 13% | 19% |
| Administration of Justice | 9% | 9% | 11% | 8% | 10% | 12% | 12% | 10% | 8% | 9% | 15% |
| Other Criminal Code | 8% | 7% | 2% | 4% | 6% | 11% | 4% | 8% | 4% | 4% | 0% |
| Criminal Code Traffic | 15% | 13% | 16% | 11% | 9% | 13% | 15% | 22% | 26% | 21% | 11% |
| Federal Statute | 6% | 10% | 11% | 14% | 10% | 12% | 15% | 22% | 14% | 12% | 9% |
| Total | 100% | 100% | 100% | 100% | 100% | 100% | 100% | 100% | 100% | 100% | 100% |

ONTARIO COURT OF JUSTICE CRIMINAL MODERNIZATION COMMITTEE WOODSTOCK DASHBOARD¹⁹

PERCENTAGE OF CASES DISPOSED⁸ AT TRIAL WITH TRIAL BY MONTHS TO DISPOSITION¹⁰



NUMBER, PERCENTAGE, & AVERAGE DAYS TO DISPOSITION¹⁵ OF CASES COMMITTED FOR TRIAL¹⁶ OF TOTAL CASES DISPOSED⁸



**ONTARIO COURT OF JUSTICE CRIMINAL MODERNIZATION COMMITTEE
WOODSTOCK DASHBOARD¹⁹
CASES PENDING AS OF DECEMBER 31, 2020**

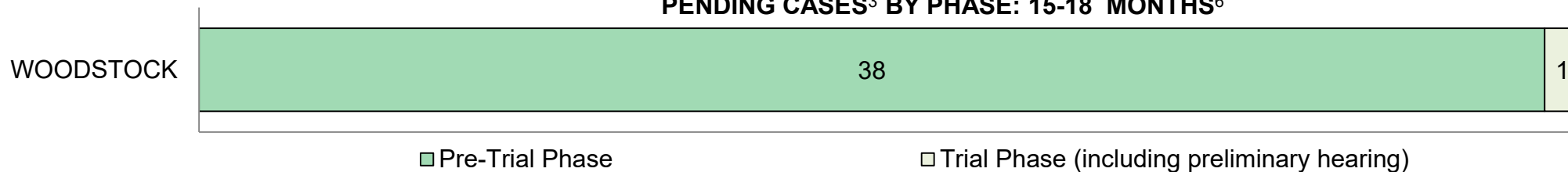
PERCENTAGE OF PENDING CASES³ BY PENDING AGE⁶



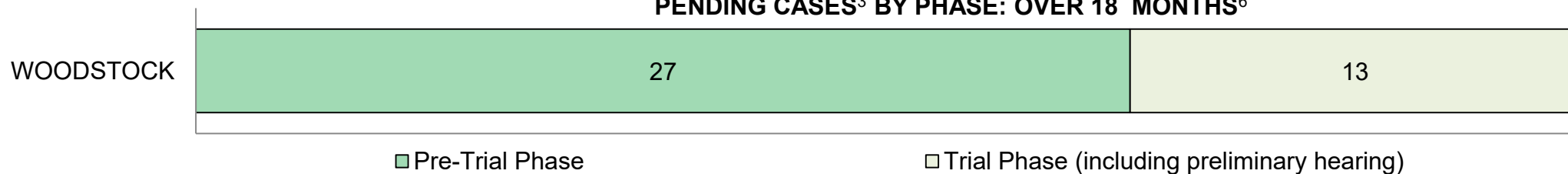
Pending Cases³ by Pending Age⁶ and Percentage of Pending Cases In-Custody¹⁷ and Out-of-Custody¹⁸

| Court Location | Over 18 months | 15-18 months | 10-15 months | 8-10 months | 0-8 months | Total |
|------------------|----------------|--------------|--------------|-------------|------------|--------------|
| WOODSTOCK | 40 | 39 | 109 | 91 | 1,148 | 1,427 |
| In-Custody | 3% | 8% | 5% | 8% | 7% | 7% |
| Out-of-Custody | 98% | 92% | 95% | 92% | 93% | 93% |

PENDING CASES³ BY PHASE: 15-18 MONTHS⁶



PENDING CASES³ BY PHASE: OVER 18 MONTHS⁶



APPENDIX 1

- 1.** Case refers to all charges on an Information for each single accused. An Information is the document that sets out the name(s) of the accused and all the charges against the accused.
- 2.** Collapse Rate at Trial is calculated as all trial cases that collapse at trial (guilty plea + withdrawn + other dispositions) divided by all trial cases.
- 3.** Cases Pending is defined as cases that have a future court date.
- 4.** Cases in Pre-Trial Phase include cases where the next appearance is all but the following: Further Evidence (FE), Judgment (JU), Trial Continuation (TC), Trial (TR), Preliminary Hearing (PH), and there was no prior trial appearance.
- 5.** Cases in Trial phase include cases where next appearance is coded as one of the following: Further Evidence (FE), Judgment (JU), Trial Continuation (TC), Trial (TR), Preliminary Hearing (PH) or there was a prior trial appearance.
- 6.** Pending age represents the time period between sworn date to next appearance date, except where there was a warrant in the first, then pending age is calculated from first appearance added date to the next appearance date. Pending age ranges are defined by number of pending days (net bench warrant days but include cases with bench warrants issued), as follows, 0 to 8 months (0 to 240 days), 8 to 10 months (241 to 300 days), 10 to 15 months (301 to 450 days), 15 to 18 months (451 to 540 days), Over 18 months (541 days and greater).
- 7.** Cases Received is defined as all cases received by a court location, adjusted for transfers to or from another court location.
- 8.** Cases Disposed includes Cases committed for trial in the Superior Court of Justice.
- 9.** Offence Group reflects the most serious charge on the case. Where a case includes more than one charge, the data for those cases will be reflected in the offence group for the more serious charge. Offence types are based on the Canadian Centre for Justice Statistics categories for offence types.
- 10.** Months to disposition ranges are defined by number of days to disposition (net cases with bench warrants issued), as follows: 0 to 3 months (0 to 90 days), 3 to 10 months (91 to 300 days), 10 to 15 months (301 to 450 days), 15 to 18 months (451 to 540 days), Over 18 months (541 days and greater).
- 11.** In-Custody is defined as disposed cases with Bail Denied or No Bail Disposition.
- 12.** Out-of-Custody is defined as disposed cases with Bail Granted or No Bail Hearing.
- 13.** Cases set for trial includes cases that collapsed at trial and cases disposed at trial with trial.
- 14.** Offence Group at Disposition reflects the most serious charge on the case, which is the charge with the “most serious decision” (MSD). Where a case includes more than one charge, the data for those cases will be reflected in the offence group for the more serious charge. Offence types are based on the Canadian Centre for Justice Statistics categories for offence types.
- 15.** Average Days to Disposition for cases committed for trial is calculated as total days to disposition (net cases with bench warrants issued) divided by total number of cases committed for trial.
- 16.** Cases Committed for Trial include cases that did and did not have a preliminary hearing.
- 17.** Custodial Status for pending cases are defined by the most recent bail outcome. Cases that are In-Custody are those where the most recent bail outcome is Bail Denied or the case was adjourned without a bail decision.
- 18.** Custodial Status for pending cases are defined by the most recent bail outcome. Cases that are Out-of-Custody are those where the most recent bail outcome is Bail Granted or had no Bail Hearing in the life of the case.

APPENDIX 2
Court Locations by Cluster and Region

| CLUSTER | LOCATION | REGION | CLUSTER | LOCATION | REGION | CLUSTER | LOCATION | REGION |
|-------------|-------------------|--------|---------|-----------------|--------|---------|-------------------|--------|
| MEGA | BRAMPTON | CW | MEDIUM | PETERBOROUGH | CE | SMALL | FORT FRANCES | NW |
| | OLD CITY HALL | TO | | BRANTFORD | CW | | 311 JARVIS STREET | TO |
| EXTRA LARGE | OTTAWA | E | | MILTON | CW | | GODERICH | W |
| | LONDON | W | | BELLEVILLE | E | | OWEN SOUND | W |
| | NEWMARKET | CE | | BROCKVILLE | E | | ST.THOMAS | W |
| LARGE | BARRIE | CE | | CORNWALL | E | | STRATFORD | W |
| | OSHAWA | CE | | KINGSTON | E | | WAKERTON | W |
| | HAMILTON | CW | | NORTH BAY | NE | | WOODSTOCK | W |
| | ST.CATHARINE | CW | | SAULT STE MARIE | NE | | COCHRANE | NE |
| | THUNDER BAY | NW | | SUDBURY | NE | | ELLIOT LAKE | NE |
| | 1000 FINCH AVE W | TO | | TIMMINS | NE | | ESPANOLA | NE |
| | 1911 EGLINTON AVE | TO | | DRYDEN | NW | | GORE BAY | NE |
| | 2201 FINCH AVE W | TO | | KENORA | NW | | HAILEYBURY | NE |
| | COLLEGE PARK | TO | | CHATHAM | W | | PARRY SOUND | NE |
| | KITCHENER | W | | GUELPH | W | | L'ORIGNAL | E |
| | WINDSOR | W | | SARNIA | W | | NAPANEE | E |
| | | | | PEMBROKE | E | | | |
| | | | | PERTH | E | | | |
| | | | | PICTON | E | | | |
| | | | | CAYUGA | CW | | | |
| | | | | ORANGEVILLE | CW | | | |
| | | | | SIMCOE | CW | | | |
| | | | | WELLAND | CW | | | |
| | | | | BRACEBRIGE | CE | | | |
| | | | | COBOURG | CE | | | |
| | | | | LINDSAY | CE | | | |
| | | | | ORILLIA | CE | | | |

Please Note: Court locations are split into the following regions: Central West (CW), Central East (CE), East (E), West (W), Toronto (TO), North East (NE), North West (NW).